

Design Resource

Bamboo Basketry - Dhamas

Making of Bamboo Baskets

by

Prof. Bibhudutta Baral, Tushar Barman,

Aruna Kumari Y. and Shruti K.

NID Campus, Bengaluru

Source:

<http://www.dsource.in/resource/bamboo-basketry-dhamas>

1. Introduction
2. Location Map
3. Tools and Raw Materials
4. Making Process
5. Products
6. Contact Details



Design Resource

Bamboo Basketry - Dhamas

Making of Bamboo Baskets

by

Prof. Bibhudutta Baral, Tushar Barman,

Aruna Kumari Y. and Shruti K.

NID Campus, Bengaluru

Source:

<http://www.dsource.in/resource/bamboo-basketry-dhamas/introduction>

Introduction

Bans bamboo is been traditionally harvested from the forests in Uttaranchal on a subsistence basis. It varies according to the altitude at which it grows. Local craftsmen produce it into a number of useful household products. Variety of baskets are made for carrying biomass, storing household goods, apart from Religious purposes. Artisans of Dhamas village involve bamboo basket making especially in winter season when there is not much work in the field. Rest of the time artisans engaged in agriculture. Women folk help men in weaving and bamboo splitting processes.

About Place:

Uttarakhand, formerly Uttaranchal, well known as “Land of the Gods” due to the many holy Hindu temples, rivers and pilgrimage centers found throughout the state. Uttarakhand is mainly known for its natural beauty of the Himalayas and nearby place.



Bans bamboo is grown at the higher altitude in Himalayan region.

1. Introduction
2. Location Map
3. Tools and Raw Materials
4. Making Process
5. Products
6. Contact Details

Design Resource

Bamboo Basketry - Dhamas

Making of Bamboo Baskets

by

Prof. Bibhudutta Baral, Tushar Barman,

Aruna Kumari Y. and Shruti K.

NID Campus, Bengaluru

Source:

<http://www.dsource.in/resource/bamboo-basketry-dhamas/introduction>



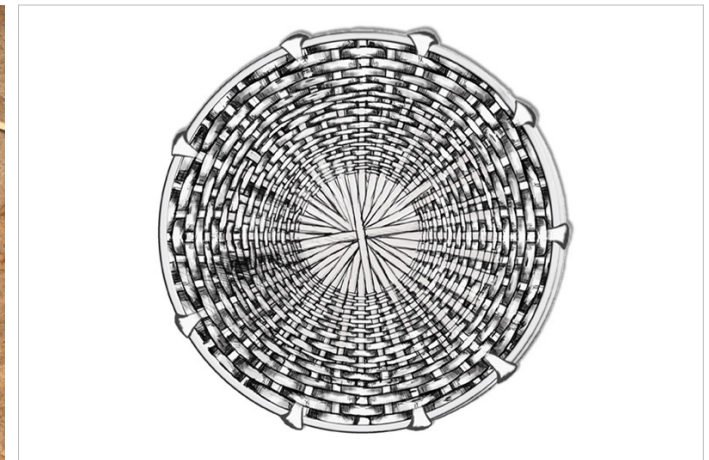
Artisan uses bans bamboo to weave the baskets.



Artisan weaving side walls of the basket.



Bamboo baskets are used to store grains and carry materials to the fields.



Descriptive illustration of weaving pattern.

1. Introduction

2. Location Map

3. Tools and Raw Materials

4. Making Process

5. Products

6. Contact Details

Design Resource

Bamboo Basketry - Dhamas

Making of Bamboo Baskets

by

Prof. Bibhudutta Baral, Tushar Barman,

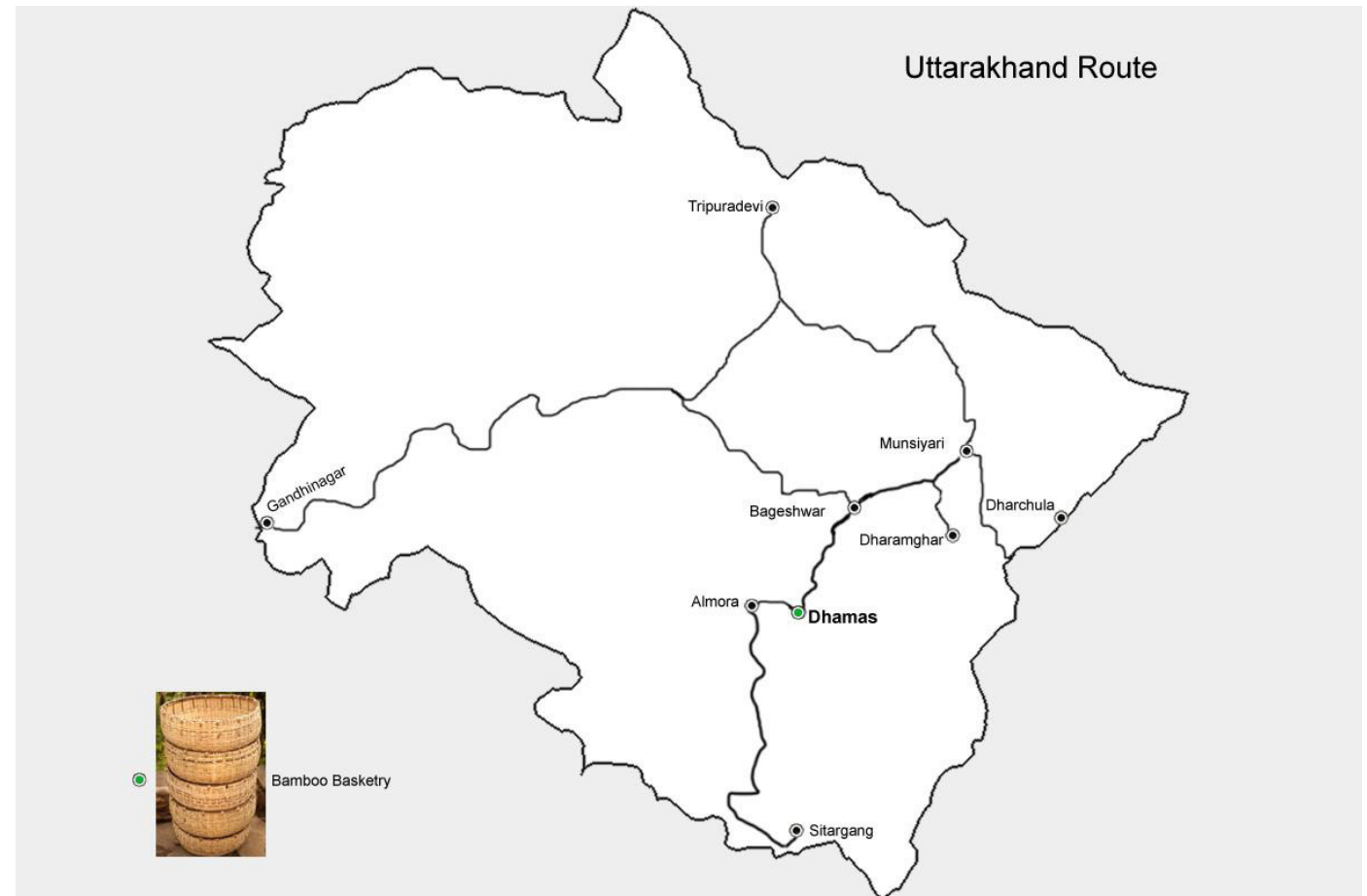
Aruna Kumari Y. and Shruti K.

NID Campus, Bengaluru

Source:

<http://www.dsource.in/resource/bamboo-basketry-dhamas/location-map>

Location Map



1. Introduction

2. **Location Map**

3. Tools and Raw Materials

4. Making Process

5. Products

6. Contact Details

Design Resource

Bamboo Basketry - Dhamas

Making of Bamboo Baskets

by

Prof. Bibhudutta Baral, Tushar Barman,

Aruna Kumari Y. and Shruti K.

NID Campus, Bengaluru

Source:

<http://www.dsource.in/resource/bamboo-basketry-dhamas/tools-and-raw-materials>

Tools and Raw Materials

Bamboo abundantly grows in hilly areas of Uttarakhand. Tools used for basketry are very basic and similar all over India. There is no much change in implementing new tools as the artisans can manage with basic tools without using any mechanical equipment.

Baskets are made with very minimum tools those are easily available locally such as knife for cutting and splitting bamboo which is locally called as Khurpi.

Good and sharp tools like scissors and knives help to split bamboo poles very easily. Splits of bamboo are soaked in water to retain moisture. The rim (edge part of bamboo) is locally called as Kunela which is a thick bamboo pole, it is bent and made as ring and attached to the bamboo basket.



Bans bamboo pole partially dried used for basket weaving.

1. Introduction
2. Location Map
3. **Tools and Raw Materials**
4. Making Process
5. Products
6. Contact Details

Design Resource

Bamboo Basketry - Dhamas

Making of Bamboo Baskets

by

Prof. Bibhudutta Baral, Tushar Barman,

Aruna Kumari Y. and Shruti K.

NID Campus, Bengaluru

Source:

<http://www.dsource.in/resource/bamboo-basketry-dhamas/tools-and-raw-materials>

1. Introduction
2. Location Map
3. **Tools and Raw Materials**
4. Making Process
5. Products
6. Contact Details



Bamboos are cut into thin strips.



Khurpi (knife) is used to cut the bamboo and Belan (wooden stick) used as support to the knife while peeling the outer skin of bamboo.

Design Resource

Bamboo Basketry - Dhamas

Making of Bamboo Baskets

by

Prof. Bibhudutta Baral, Tushar Barman,

Aruna Kumari Y. and Shruti K.

NID Campus, Bengaluru

Source:

<http://www.dsource.in/resource/bamboo-basketry-dhamas/tools-and-raw-materials>

1. Introduction
2. Location Map
3. **Tools and Raw Materials**
4. Making Process
5. Products
6. Contact Details



Thick bamboo ring locally called Kunela is weaved at the edge of basket for better grip.

Design Resource

Bamboo Basketry - Dhamas

Making of Bamboo Baskets

by

Prof. Bibhudutta Baral, Tushar Barman,

Aruna Kumari Y. and Shruti K.

NID Campus, Bengaluru

Source:

<http://www.dsource.in/resource/bamboo-basketry-dhamas/making-process>

Making Process

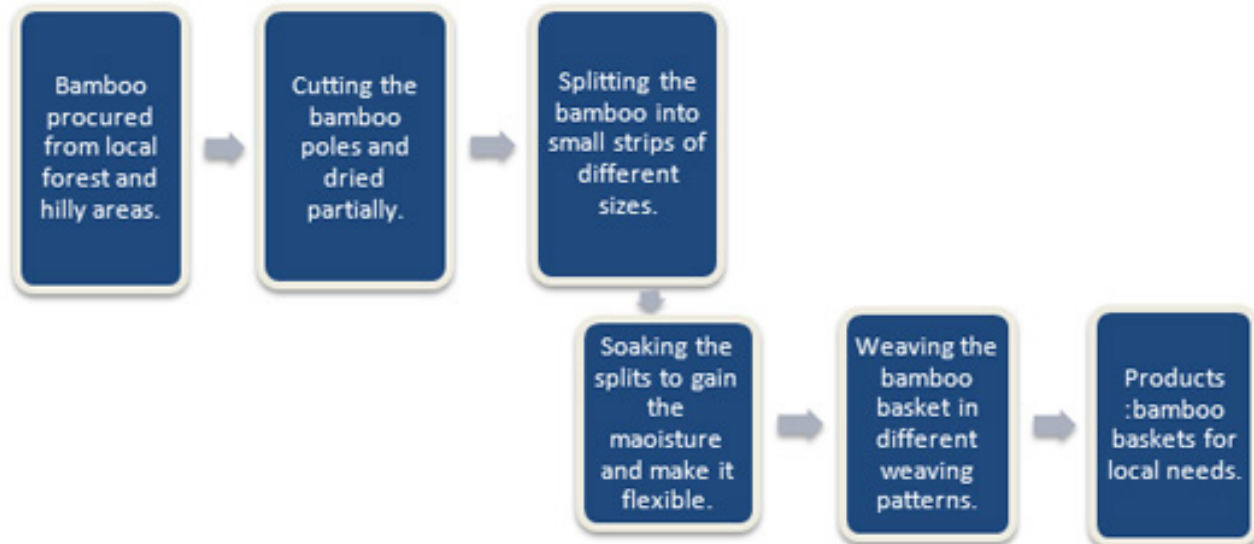
Bans bamboo is a found in the hills of Uttaranchal, “Bambusa tulda” locally known as bans bamboo in Dhamas. Bamboo is one of the fastest-growing plants on Earth. The farmers fetch the bamboo from the forest and weave baskets in winter season.

Weaving of basket is done manually by experienced artisans. Bamboo is divided into strips of different sizes those vary in width, this process done using a sharp knife. The strips are made thinner by peeling top layer and the bamboos are split into flat thin strips. Artisan arranges the strips in circular manner to make the base of the basket. Strips of bamboo are weaved alternatively and run through the arranged strips. Once the base is completed, the strips are bent slightly to weave the side walls. Bamboo strips are continuously added and weaved until the required size of bamboo is acquired.

The rim (edge part of bamboo) is locally called as Kunela which is a thick bamboo pole, it is bent and made as ring and attached to the bamboo basket.

Once weaving is finished extra strips are cut and a thick bamboo pole of smaller size is added as a rim and looped around the edge of the basket for better grip. Bans baskets are weaved in different shape and size. These baskets are mainly used for storing grains and supplements and carrying purposes in the fields.

Bamboo Basketry - Work process:



1. Introduction

2. Location Map

3. Tools and Raw Materials

4. **Making Process**

5. Products

6. Contact Details

Design Resource

Bamboo Basketry - Dhamas

Making of Bamboo Baskets

by

Prof. Bibhudutta Baral, Tushar Barman,

Aruna Kumari Y. and Shruti K.

NID Campus, Bengaluru

Source:

<http://www.dsource.in/resource/bamboo-basketry-dhamas/making-process>

1. Introduction
2. Location Map
3. Tools and Raw Materials
4. **Making Process**
5. Products
6. Contact Details



Edges of the bamboo are removed.



Bamboo is divided into two halves.



Rough surface of the bamboo is removed with the help of a knife.

Design Resource

Bamboo Basketry - Dhamas

Making of Bamboo Baskets

by

Prof. Bibhudutta Baral, Tushar Barman,
Aruna Kumari Y. and Shruti K.
NID Campus, Bengaluru

Source:

<http://www.dsource.in/resource/bamboo-basketry-dhamas/making-process>



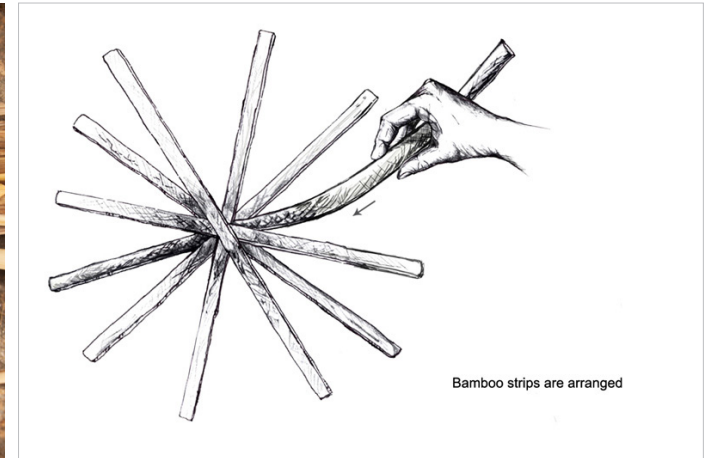
Bamboo is cut into thin strips.



Bamboo strips are peeled to make the surface smooth.



Water is sprinkled on the strips, so that they flexible to weave.



Bamboo strips are arranged

Illustration of making base.

1. Introduction
2. Location Map
3. Tools and Raw Materials
4. **Making Process**
5. Products
6. Contact Details

Design Resource

Bamboo Basketry - Dhamas

Making of Bamboo Baskets

by

Prof. Bibhudutta Baral, Tushar Barman,

Aruna Kumari Y. and Shruti K.

NID Campus, Bengaluru

Source:

<http://www.dsource.in/resource/bamboo-basketry-dhamas/making-process>

1. Introduction
2. Location Map
3. Tools and Raw Materials
4. **Making Process**
5. Products
6. Contact Details



Strips are arranged in an order to make the base of the basket.

Design Resource

Bamboo Basketry - Dhamas

Making of Bamboo Baskets

by

Prof. Bibhudutta Baral, Tushar Barman,

Aruna Kumari Y. and Shruti K.

NID Campus, Bengaluru

Source:

<http://www.dsource.in/resource/bamboo-basketry-dhamas/making-process>

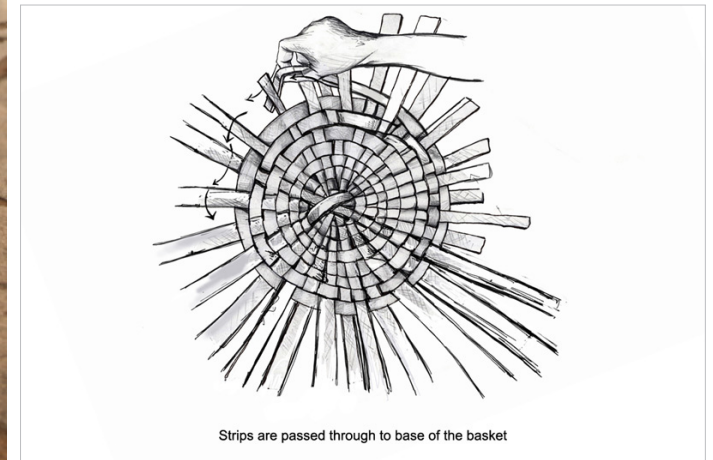
1. Introduction
2. Location Map
3. Tools and Raw Materials
4. **Making Process**
5. Products
6. Contact Details



Strips of bamboo are run through the loops and weaved.



Extra strips are cut and removed.



Strips are passed through to base of the basket

Detailed sketch that shows weaving pattern.

Design Resource

Bamboo Basketry - Dhamas

Making of Bamboo Baskets

by

Prof. Bibhudutta Baral, Tushar Barman,
Aruna Kumari Y. and Shruti K.
NID Campus, Bengaluru

Source:

<http://www.dsource.in/resource/bamboo-basketry-dhamas/making-process>



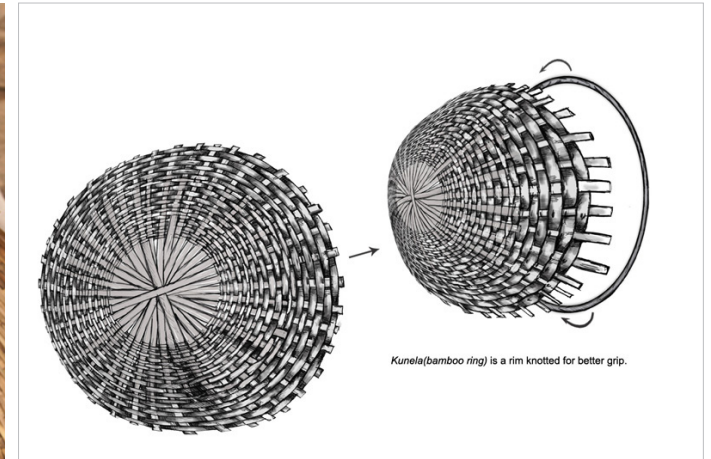
Once the base of the basket is weaved strips are bent slightly to weave the side walls.



Strips are continuously added to until the required size of bamboo is attained.



Artisan cut and removes the extra bamboo strip.



Thick bamboo strips is added and looped around the rim of the basket for better grip.

1. Introduction
2. Location Map
3. Tools and Raw Materials
4. **Making Process**
5. Products
6. Contact Details

Design Resource

Bamboo Basketry - Dhamas

Making of Bamboo Baskets

by

Prof. Bibhudutta Baral, Tushar Barman,

Aruna Kumari Y. and Shruti K.

NID Campus, Bengaluru

Source:

<http://www.dsource.in/resource/bamboo-basketry-dhamas/making-process>



Thick strip is looped around the rim to weave.



The rim is knotted tightly with thin strip of bamboo.



Thick rim also helps to enhance the durability of basket.

1. Introduction
2. Location Map
3. Tools and Raw Materials
4. **Making Process**
5. Products
6. Contact Details

Design Resource

Bamboo Basketry - Dhamas

Making of Bamboo Baskets

by

Prof. Bibhudutta Baral, Tushar Barman,

Aruna Kumari Y. and Shruti K.

NID Campus, Bengaluru

Source:

<http://www.dsource.in/resource/bamboo-basketry-dhamas/products>

1. Introduction
2. Location Map
3. Tools and Raw Materials
4. Making Process
5. **Products**
6. Contact Details

Products

Dhamas bamboo baskets are very basic and used for storing and agricultural purposes. The shape of this basket is wide and shallow in depth. The rim is made of thin bamboo pole to enhance the durability and for good grip while handling the basket. These baskets are ideal for farmers to store and transfer the grains and vegetables from one place to other place. However, there is a slight change in weaving technique depending on the purpose of the product. For example, the baskets which are used to store grains are weaved closely without any gaps to avoid leakage.

Below are the products with traditional name:

- Tokri – Grain measures
- Dalia – Shallow baskets
- Puthuka – Grain baskets
- Supa - Winnow



Bamboo baskets of dhamas are usually shallow in depth.

Design Resource

Bamboo Basketry - Dhamas

Making of Bamboo Baskets

by

Prof. Bibhudutta Baral, Tushar Barman,

Aruna Kumari Y. and Shruti K.

NID Campus, Bengaluru

Source:

<http://www.dsource.in/resource/bamboo-basketry-dhamas/products>

1. Introduction
2. Location Map
3. Tools and Raw Materials
4. Making Process
5. **Products**
6. Contact Details



The basket is weaved in zigzag pattern.



Baskets are used for storing grain and carrying stuffs in the field.

Design Resource

Bamboo Basketry - Dhamas

Making of Bamboo Baskets

by

Prof. Bibhudutta Baral, Tushar Barman,

Aruna Kumari Y. and Shruti K.

NID Campus, Bengaluru

Source:

<http://www.dsource.in/resource/bamboo-basketry-dhamas/contact-details>

Contact Details

This documentation was done by Prof. Bibhudutta Baral, Tushar Barman, Aruna Kumari Y. and Shruti K. at [NID Campus, Bengaluru](#).

You can get in touch with

- Prof. Bibhudutta Baral at [bibhudutta\[at\]nid.edu](mailto:bibhudutta[at]nid.edu)

You could write to the following address regarding suggestions and clarifications:

Helpdesk Details:

Co-ordinator

Project e-kalpa

R & D Campus

National Institute of Design

#12 HMT Link Road, Off Tumkur Road

Bengaluru 560 022

India

Phone: +91 80 2357 9054

Fax: +91 80 23373086

Email: [dsource.in\[at\]gmail.com](mailto:dsource.in[at]gmail.com)

1. Introduction
2. Location Map
3. Tools and Raw Materials
4. Making Process
5. Products
6. **Contact Details**