

Design Resource

Bhijodi - Weaving

The Art of Weaving

by

Prof. Bibhudutta Baral and Mr. Antony William

NID, Bengaluru

Source:

<http://www.dsource.in/resource/bhijodi-weaving>



1. Introduction
2. People
3. Tools and Raw Materials
4. Process
5. Rocket Spool
6. Making Of The Warp
7. Weaving
8. Design Details
9. Final Products
10. Links
11. Contact Details

Design Resource

Bhijodi - Weaving

The Art of Weaving

by

Prof. Bibhudutta Baral and Mr. Antony William

NID, Bengaluru

Source:

<http://www.dsource.in/resource/bhijodi-weaving/introduction>

Introduction

Bhijodi has an age old history of weaving and there are around 2000 families who practice this craft. Traditionally all the processes were done locally, starting from the spinning to the weaving. The raw material (wool and cotton) too were acquired from this region. The products made were community specific and had individual characteristics and styles. Today because of the high demand, yarn is imported from Australia and then dyed and woven locally. This craft is getting good support from local NGOs and market and the Internet is also helping the products to be visible to the outside world.



1. Introduction

2. People

3. Tools and Raw Materials

4. Process

5. Rocket Spool

6. Making Of The Warp

7. Weaving

8. Design Details

9. Final Products

10. Links

11. Contact Details

Design Resource

Bhijodi - Weaving

The Art of Weaving

by

Prof. Bibhudutta Baral and Mr. Antony William

NID, Bengaluru

Source:

<http://www.dsource.in/resource/bhijodi-weaving/introduction>

1. Introduction

2. People

3. Tools and Raw Materials

4. Process

5. Rocket Spool

6. Making Of The Warp



7. Weaving

8. Design Details

9. Final Products

10. Links

11. Contact Details



Design Resource

Bhijodi - Weaving

The Art of Weaving

by

Prof. Bibhudutta Baral and Mr. Antony William

NID, Bengaluru

Source:

<http://www.dsource.in/resource/bhijodi-weaving/people>

People



Shamji Bhai



Shamji Bhai's Younger Brother

1. Introduction
2. **People**
3. Tools and Raw Materials
4. Process
5. Rocket Spool
6. Making Of The Warp
7. Weaving
8. Design Details
9. Final Products
10. Links
11. Contact Details

Design Resource

Bhijodi - Weaving

The Art of Weaving

by

Prof. Bibhudutta Baral and Mr. Antony William

NID, Bengaluru

Source:

<http://www.dsource.in/resource/bhijodi-weaving/people>

1. Introduction
2. **People**
3. Tools and Raw Materials
4. Process
5. Rocket Spool
6. Making Of The Warp
7. Weaving
8. Design Details
9. Final Products
10. Links
11. Contact Details



The Youngest Brother Of The 5 Brothers



Shamji Bhai's Mother

Design Resource

Bhijodi - Weaving

The Art of Weaving

by

Prof. Bibhudutta Baral and Mr. Antony William
NID, Bengaluru

Source:

[http://www.dsource.in/resource/bhijodi-weaving/
tools-and-raw-materials](http://www.dsource.in/resource/bhijodi-weaving/tools-and-raw-materials)

Tools and Raw Materials

Cotton threads, Woolen threads, Colors, Wheat starch, Hand loom, Wheel, Bobbin



1. Introduction
2. People
3. **Tools and Raw Materials**
4. Process
5. Rocket Spool
6. Making Of The Warp
7. Weaving
8. Design Details
9. Final Products
10. Links
11. Contact Details

Design Resource

Bhijodi - Weaving

The Art of Weaving

by

Prof. Bibhudutta Baral and Mr. Antony William
NID, Bengaluru

Source:

<http://www.dsource.in/resource/bhijodi-weaving/tools-and-raw-materials>

1. Introduction
2. People
3. **Tools and Raw Materials**
4. Process
5. Rocket Spool
6. Making Of The Warp
7. Weaving
8. Design Details
9. Final Products
10. Links
11. Contact Details



Design Resource

Bhijodi - Weaving

The Art of Weaving

by

Prof. Bibhudutta Baral and Mr. Antony William

NID, Bengaluru

Source:

<http://www.dsource.in/resource/bhijodi-weaving/tools-and-raw-materials>

1. Introduction
2. People
3. **Tools and Raw Materials**
4. Process
5. Rocket Spool
6. Making Of The Warp
7. Weaving
8. Design Details
9. Final Products
10. Links
11. Contact Details



Design Resource

Bhijodi - Weaving

The Art of Weaving

by

Prof. Bibhudutta Baral and Mr. Antony William
NID, Bengaluru

Source:

<http://www.dsource.in/resource/bhijodi-weaving/process>

Process

- The acquired threads are dyed in desired colors depending on what the design demands. Generally synthetic colors are used for dyeing. Threads are dipped in the boiling mixture of color and water. Wool is dyed at a higher temperature whereas the cotton threads are dyed at a lower temperature. Boiling helps in fixing the colour on to the threads.
- Once dried, the cotton threads are taken for making warp. The woolen threads are taken for starch application. In this process the threads are dipped and soaked in the starch solution for sometime and then dried.
- Starching is applied to strengthen the threads. It is generally done either in the early morning or in the afternoon. While the threads are drying they are segregated and allied properly preparing it for the warp.



1. Introduction
2. People
3. Tools and Raw Materials
4. **Process**
5. Rocket Spool
6. Making Of The Warp
7. Weaving
8. Design Details
9. Final Products
10. Links
11. Contact Details

Design Resource

Bhijodi - Weaving

The Art of Weaving

by

Prof. Bibhudutta Baral and Mr. Antony William

NID, Bengaluru

Source:

<http://www.dsource.in/resource/bhijodi-weaving/process>

1. Introduction
2. People
3. Tools and Raw Materials
4. **Process**
5. Rocket Spool
6. Making Of The Warp
7. Weaving
8. Design Details
9. Final Products
10. Links
11. Contact Details



Design Resource

Bhijodi - Weaving

The Art of Weaving

by

Prof. Bibhudutta Baral and Mr. Antony William

NID, Bengaluru

Source:

<http://www.dsource.in/resource/bhijodi-weaving/process>

1. Introduction
2. People
3. Tools and Raw Materials
4. **Process**
5. Rocket Spool
6. Making Of The Warp
7. Weaving
8. Design Details
9. Final Products
10. Links
11. Contact Details



Design Resource

Bhijodi - Weaving

The Art of Weaving

by

Prof. Bibhudutta Baral and Mr. Antony William

NID, Bengaluru

Source:

<http://www.dsource.in/resource/bhijodi-weaving/process>

1. Introduction
2. People
3. Tools and Raw Materials
4. **Process**
5. Rocket Spool
6. Making Of The Warp
7. Weaving
8. Design Details
9. Final Products
10. Links
11. Contact Details



Design Resource

Bhijodi - Weaving

The Art of Weaving

by

Prof. Bibhudutta Baral and Mr. Antony William

NID, Bengaluru

Source:

<http://www.dsource.in/resource/bhijodi-weaving/rocket-spool>

Rocket Spool



1. Introduction
2. People
3. Tools and Raw Materials
4. Process
5. **Rocket Spool**
6. Making Of The Warp
7. Weaving
8. Design Details
9. Final Products
10. Links
11. Contact Details

Design Resource

Bhijodi - Weaving

The Art of Weaving

by


Prof. Bibhudutta Baral and Mr. Antony William

NID, Bengaluru

Source:

<http://www.dsource.in/resource/bhijodi-weaving/rocket-spool>

1. Introduction
2. People
3. Tools and Raw Materials
4. Process
5. **Rocket Spool**
6. Making Of The Warp
7. Weaving
8. Design Details
9. Final Products
10. Links
11. Contact Details



Design Resource

Bhijodi - Weaving

The Art of Weaving


by

Prof. Bibhudutta Baral and Mr. Antony William
NID, Bengaluru

Source:

<http://www.dsource.in/resource/bhijodi-weaving/making-warp>

Making Of The Warp



1. Introduction
2. People
3. Tools and Raw Materials
4. Process
5. Rocket Spool
6. **Making Of The Warp**
7. Weaving
8. Design Details
9. Final Products
10. Links
11. Contact Details

Design Resource

Bhijodi - Weaving

The Art of Weaving

by

Prof. Bibhudutta Baral and Mr. Antony William

NID, Bengaluru

Source:

<http://www.dsource.in/resource/bhijodi-weaving/making-warp>

1. Introduction
2. People
3. Tools and Raw Materials
4. Process
5. Rocket Spool
6. **Making Of The Warp**
7. Weaving
8. Design Details
9. Final Products
10. Links
11. Contact Details



Design Resource

Bhijodi - Weaving

The Art of Weaving

by

Prof. Bibhudutta Baral and Mr. Antony William

NID, Bengaluru

Source:

<http://www.dsource.in/resource/bhijodi-weaving/making-warp>



1. Introduction
2. People
3. Tools and Raw Materials
4. Process
5. Rocket Spool
6. **Making Of The Warp**
7. Weaving
8. Design Details
9. Final Products
10. Links
11. Contact Details

Design Resource

Bhijodi - Weaving

The Art of Weaving

by

Prof. Bibhudutta Baral and Mr. Antony William

NID, Bengaluru

Source:

<http://www.dsource.in/resource/bhijodi-weaving/weaving>

Weaving



1. Introduction
2. People
3. Tools and Raw Materials
4. Process
5. Rocket Spool
6. Making Of The Warp
7. **Weaving**
8. Design Details
9. Final Products
10. Links
11. Contact Details

Design Resource

Bhijodi - Weaving

The Art of Weaving

by


Prof. Bibhudutta Baral and Mr. Antony William

NID, Bengaluru

Source:

<http://www.dsource.in/resource/bhijodi-weaving/weaving>

1. Introduction
2. People
3. Tools and Raw Materials
4. Process
5. Rocket Spool
6. Making Of The Warp
7. **Weaving**
8. Design Details
9. Final Products
10. Links
11. Contact Details



Design Resource

Bhijodi - Weaving

The Art of Weaving

by


Prof. Bibhudutta Baral and Mr. Antony William

NID, Bengaluru

Source:

<http://www.dsource.in/resource/bhijodi-weaving/weaving>

1. Introduction
2. People
3. Tools and Raw Materials
4. Process
5. Rocket Spool
6. Making Of The Warp
7. **Weaving**
8. Design Details
9. Final Products
10. Links
11. Contact Details



Design Resource

Bhijodi - Weaving

The Art of Weaving

by

Prof. Bibhudutta Baral and Mr. Antony William

NID, Bengaluru

Source:

<http://www.dsource.in/resource/bhijodi-weaving/weaving>

1. Introduction
2. People
3. Tools and Raw Materials
4. Process
5. Rocket Spool
6. Making Of The Warp
7. **Weaving**
8. Design Details
9. Final Products
10. Links
11. Contact Details



Design Resource

Bhijodi - Weaving

The Art of Weaving

by

Prof. Bibhudutta Baral and Mr. Antony William

NID, Bengaluru

Source:

<http://www.dsource.in/resource/bhijodi-weaving/weaving>

1. Introduction
2. People
3. Tools and Raw Materials
4. Process
5. Rocket Spool
6. Making Of The Warp
7. **Weaving**
8. Design Details
9. Final Products
10. Links
11. Contact Details



Design Resource

Bhijodi - Weaving

The Art of Weaving

by

Prof. Bibhudutta Baral and Mr. Antony William

NID, Bengaluru

Source:

<http://www.dsource.in/resource/bhijodi-weaving/weaving>

1. Introduction
2. People
3. Tools and Raw Materials
4. Process
5. Rocket Spool
6. Making Of The Warp
7. **Weaving**
8. Design Details
9. Final Products
10. Links
11. Contact Details



Design Resource

Bhijodi - Weaving

The Art of Weaving

by

Prof. Bibhudutta Baral and Mr. Antony William

NID, Bengaluru

Source:

<http://www.dsource.in/resource/bhijodi-weaving/design-details>

Design Details



1. Introduction
2. People
3. Tools and Raw Materials
4. Process
5. Rocket Spool
6. Making Of The Warp
7. Weaving
8. **Design Details**
9. Final Products
10. Links
11. Contact Details

Design Resource

Bhijodi - Weaving

The Art of Weaving

by

Prof. Bibhudutta Baral and Mr. Antony William

NID, Bengaluru

Source:

<http://www.dsource.in/resource/bhijodi-weaving/design-details>

1. Introduction
2. People
3. Tools and Raw Materials
4. Process
5. Rocket Spool
6. Making Of The Warp
7. Weaving
8. **Design Details**
9. Final Products
10. Links
11. Contact Details



Design Resource

Bhijodi - Weaving

The Art of Weaving

by

Prof. Bibhudutta Baral and Mr. Antony William

NID, Bengaluru

Source:

<http://www.dsource.in/resource/bhijodi-weaving/final-products>

Final Products

The fabric is woven, with intricate traditional and modern motifs. Final products are Shawls, stoles, blankets, carpets, duppatas.



1. Introduction
2. People
3. Tools and Raw Materials
4. Process
5. Rocket Spool
6. Making Of The Warp
7. Weaving
8. Design Details
9. **Final Products**
10. Links
11. Contact Details

Design Resource

Bhijodi - Weaving

The Art of Weaving

by


Prof. Bibhudutta Baral and Mr. Antony William

NID, Bengaluru

Source:

<http://www.dsource.in/resource/bhijodi-weaving/final-products>

1. Introduction
2. People
3. Tools and Raw Materials
4. Process
5. Rocket Spool
6. Making Of The Warp
7. Weaving
8. Design Details
9. **Final Products**
10. Links
11. Contact Details



Design Resource

Bhijodi - Weaving

The Art of Weaving


by

Prof. Bibhudutta Baral and Mr. Antony William

NID, Bengaluru

Source:

<http://www.dsource.in/resource/bhijodi-weaving/final-products>



1. Introduction
2. People
3. Tools and Raw Materials
4. Process
5. Rocket Spool
6. Making Of The Warp
7. Weaving
8. Design Details
9. **Final Products**
10. Links
11. Contact Details

Design Resource

Bhijodi - Weaving

The Art of Weaving

by

Prof. Bibhudutta Baral and Mr. Antony William

NID, Bengaluru

Source:

<http://www.dsource.in/resource/bhijodi-weaving/final-products>

1. Introduction
2. People
3. Tools and Raw Materials
4. Process
5. Rocket Spool
6. Making Of The Warp
7. Weaving
8. Design Details
9. **Final Products**
10. Links
11. Contact Details



Design Resource

Bhijodi - Weaving

The Art of Weaving

by

Prof. Bibhudutta Baral and Mr. Antony William

NID, Bengaluru

Source:

<http://www.dsource.in/resource/bhijodi-weaving/final-products>



1. Introduction
2. People
3. Tools and Raw Materials
4. Process
5. Rocket Spool
6. Making Of The Warp
7. Weaving
8. Design Details
9. **Final Products**
10. Links
11. Contact Details

Design Resource

Bhijodi - Weaving

The Art of Weaving

by

Prof. Bibhudutta Baral and Mr. Antony William

NID, Bengaluru

Source:

<http://www.dsource.in/resource/bhijodi-weaving/links>

Links

- [Craft Design in India \(http://www.designinindia.net/everywhere/disciplines/craft-design/index.html\)](http://www.designinindia.net/everywhere/disciplines/craft-design/index.html)
- [Online Infomation Centre for Crafts \(http://www.india-crafts.com/\)](http://www.india-crafts.com/)
- [Handmade in India \(http://www.cohands.in/handmadepages/book0.asp\)](http://www.cohands.in/handmadepages/book0.asp)
- [Crafts Council of India \(http://www.craftscouncilofindia.org/\)](http://www.craftscouncilofindia.org/)
- [Craft Mark \(http://www.aiacaonline.org/\)](http://www.aiacaonline.org/)
- <http://www.orissa-tourism.com/portal/CultureHeritage/HANDICRAFTSHANDLOOMS.aspx>

1. Introduction
2. People
3. Tools and Raw Materials
4. Process
5. Rocket Spool
6. Making Of The Warp
7. Weaving
8. Design Details
9. Final Products
10. **Links**
11. Contact Details

Design Resource

Bhijodi - Weaving

The Art of Weaving

by

Prof. Bibhudutta Baral and Mr. Antony William

NID, Bengaluru

Source:

<http://www.dsource.in/resource/bhijodi-weaving/contact-details>

Contact Details

This documentation was done by **Professor Bibhudutta Baral** and Mr. Antony William at **NID, Bengaluru**.

You can get in touch with Professor Bibhudutta Baral at [bibhudutta\[at\]nid.edu](mailto:bibhudutta[at]nid.edu).

You could write to the following address regarding suggestions and clarifications:

Helpdesk Details:

Co-ordinator
Project e-kalpa
R & D Campus
National Institute of Design
#12 HMT Link Road, Off Tumkur Road
Bengaluru 560 022
India.

Phone: +91 80 2357 9054

Fax: +91 80 23373086

Email: [dsource.in\[at\]gmail.com](mailto:dsource.in[at]gmail.com)

1. Introduction
2. People
3. Tools and Raw Materials
4. Process
5. Rocket Spool
6. Making Of The Warp
7. Weaving
8. Design Details
9. Final Products
10. Links
11. **Contact Details**