

Design Resource

## Contemporary Wood Carving Camp - Bengaluru

An Abstract Wooden Art

by

Prof. Bibhudutta Baral, Divyadarshan C. S. and

Lija M. G.

NID, Bengaluru

Source:

<http://www.dsource.in/resource/contemporary-wood-carving-camp-bengaluru>

1. Introduction
2. Tools and Raw Materials
3. Making Process
4. Products
5. Video
6. Contact Details



Design Resource

## Contemporary Wood Carving Camp - Bengaluru

An Abstract Wooden Art

by

Prof. Bibhudutta Baral, Divyadarshan C. S. and Lija M. G.

NID, Bengaluru

Source:

<http://www.dsource.in/resource/contemporary-wood-carving-camp-bengaluru/introduction>

1. Introduction
2. Tools and Raw Materials
3. Making Process
4. Products
5. Video
6. Contact Details

## Introduction

Wood are a part of trees that grows by all the essential factors when provided to the growth of plant from time to time to the system of plants. There are different groups of plants that grows taller as per the growth habit able to be compete for the better sunlight and the heavy rains. Each type of tree has their own way of growing with tender and big branches that also supports the lives of the birds and also gives a huge shelter to the people who are under them. It is a home for the variety of birds, these are the shelter for the various animals and human being.

In spite of the Air conditioning system nowadays, the relief got sitting under the tree is not mentionable compared to the artificial sources. It is God gifted thing of the nature to the mankind. Wood gives the structural strength to the trunk that supports the plants as it grows bigger with the vascular system of the trees that allows the flow of water, nutrients and minerals required throughout for better growth.

The roots of the tree serve to anchor it to the ground that gather with the water and nutrients which transfer to the parts of the trees. The three main parts of the tree includes the root, stem, leaves that inter connects all the living cells. The production of wood and the production of cork are generally the forms of secondary growth. Trees varies in their growth and structure some are as follows the beech, walnut, poplar, maple, peepal, banyan, coconut etc.

The fallen trees where given to the artisan in making of any creative item that would give a wide view of the people who would visit the Cubbon Park in their vacations or weekends. Some of the artisans choose nature as their theme, while others choose social issues, some others patriotism and etc. that came to their minds while they were given the fallen log of wood.

### About Contemporary Wood Carving

Cotemporary Wood carving camp that was an event that happened at Cubbon Park of Bengaluru, this is one of the place where most of the trees are there in the Bengaluru regions of Karnataka. The fallen trees where cut and separated and the artisans from different part of Karnataka where invited in transforming the wood to the various forms and structures.

The students of BFA, MFA, artist (craftsmen) were taken near the wood pieces left for few hours wherein they had to bring in the creative ideas that they were getting in mind whatever they were getting to their mind.

These ideas were then sketched on a paper and then discussed with each other to bring the best of the available material and with the available time that was allotted to them. They worked in groups some with the parts of the single structure to be made. Few others with the entire log of wood as the whole wood sculpture.

Design Resource

## Contemporary Wood Carving Camp - Bengaluru

An Abstract Wooden Art

by

Prof. Bibhudutta Baral, Divyadarshan C. S. and

Lija M. G.

NID, Bengaluru

Source:

<http://www.dsource.in/resource/contemporary-wood-carving-camp-bengaluru/introduction>



Banner displayed at the wood carving camp at Cubbon Park.



Sculptures in the beginning of work at the camp.



Special guests gazing at the sculpture and appreciating the work.



Artists concentrating on carving the sculpture.

### 1. Introduction

### 2. Tools and Raw Materials

### 3. Making Process

### 4. Products

### 5. Video

### 6. Contact Details

Design Resource

## Contemporary Wood Carving Camp - Bengaluru

An Abstract Wooden Art

by

Prof. Bibhudutta Baral, Divyadarshan C. S. and

Lija M. G.

NID, Bengaluru

Source:

<http://www.dsource.in/resource/contemporary-wood-carving-camp-bengaluru/introduction>

### 1. Introduction

### 2. Tools and Raw Materials

### 3. Making Process

### 4. Products

### 5. Video

### 6. Contact Details



Female artisan busy scrapping out the rough textured outer layer of the log.



Portraiture of a couple is getting carved out of the wood by an artisan.



A finished sculpture is getting assembled for the display at Cubbon Park.

Design Resource

## Contemporary Wood Carving Camp - Bengaluru

An Abstract Wooden Art

by

Prof. Bibhudutta Baral, Divyadarshan C. S. and

Lija M. G.

NID, Bengaluru

Source:

<http://www.dsource.in/resource/contemporary-wood-carving-camp-bengaluru/introduction>



Artisan carefully carving the first level of detailing in wooden sculpture.



Young artist sculpting the two dimensional wooden structure.



A unique work of art with plenty of wooden logs by an artist.

### 1. Introduction

### 2. Tools and Raw Materials

### 3. Making Process

### 4. Products

### 5. Video

### 6. Contact Details

Design Resource

## Contemporary Wood Carving Camp - Bengaluru

An Abstract Wooden Art

by

Prof. Bibhudutta Baral, Divyadarshan C. S. and

Lija M. G.

NID, Bengaluru

Source:

<http://www.dsource.in/resource/contemporary-wood-carving-camp-bengaluru/introduction>



Fine detailing is being done for the sculpture by the artisan.



A group photo of the artisans and coordinating artisans of the camp.

### 1. Introduction

### 2. Tools and Raw Materials

### 3. Making Process

### 4. Products

### 5. Video

### 6. Contact Details



Guests and organizing members of the camp having a look at an art work done by the small artisan.

Design Resource

## Contemporary Wood Carving Camp - Bengaluru

An Abstract Wooden Art

by

Prof. Bibhudutta Baral, Divyadarshan C. S. and

Lija M. G.

NID, Bengaluru

Source:

<http://www.dsource.in/resource/contemporary-wood-carving-camp-bengaluru/tools-and-raw-materials>

1. Introduction

2. **Tools and Raw Materials**

3. Making Process

4. Products

5. Video

6. Contact Details

## Tools and Raw Materials

Following are the tools and raw materials required for Contemporary Wood Carving at Cubbon Park are:

- **Axe:** It is used to remove the outer portion of the tree.
- **Chain Saw:** It is used to give the dipper cutting to the wooden pieces (logs of wood).
- **Paper:** Figures to be carved are first drawn on the sheet of paper and then finalized.
- **Pencil/ Charcoal/ Marker Pen:** It is used to draw the figures on to the paper/ wood.
- **Crane:** It is used to shift the log of wood from one place to the other.
- **Straps/ Chains:** It is used to lift the log of wood or stone to the required locations.
- **Eraser:** It is used to erase out the faults to get the right figure.
- **Brush:** It is used to remove the fine portions from the log of wood.
- **Hand Saw:** It is used to cut the extra portions where ever it is not required.
- **Chisels:** It is use to carve out the portions as per the motifs/ figures.
- **Uli:** Tool used to chip (scrap) out the extra portions from the figure/ motif portions.
- **Mallet:** It is used where ever smaller portions are to be chipped out.
- **Hammer:** It is used to carve out bigger portions from the wood surface.
- **Gatapara/ Long Tool:** It is used mainly to remove out the mud portions from the log of wood.
- **Measure Tape:** It is used to measure the approximate length and width of the motifs or designs to be done.
- **Tar:** It is applied on the below portions to safe guard from termites, fungal/ bacterial infections.
- **Buffing Machine:** It is used to smoothen the surface of the wood.
- **Drilling Machine:** It is used to make holes where ever required for the sculpture.

Design Resource

## Contemporary Wood Carving Camp - Bengaluru

An Abstract Wooden Art

by

Prof. Bibhudutta Baral, Divyadarshan C. S. and

Lija M. G.

NID, Bengaluru

Source:

<http://www.dsource.in/resource/contemporary-wood-carving-camp-bengaluru/tools-and-raw-materials>

1. Introduction

2. **Tools and Raw Materials**

3. Making Process

4. Products

5. Video

6. Contact Details



Wooden log is the main basic raw material for the wooden sculpture.



Different size of Chisels and hammer are used for chiseling the sculpture.



Brush is used in dusting the sculptures.



Rod cutting machine is used in cutting the metal rods.



Design Resource

## Contemporary Wood Carving Camp - Bengaluru

An Abstract Wooden Art

by

Prof. Bibhudutta Baral, Divyadarshan C. S. and

Lija M. G.

NID, Bengaluru

Source:

<http://www.dsource.in/resource/contemporary-wood-carving-camp-bengaluru/tools-and-raw-materials>

1. Introduction
2. **Tools and Raw Materials**
3. Making Process
4. Products
5. Video
6. Contact Details



Cutting plier is used for cutting the metal wires.



Drilling machine is used for drilling purpose to insert the nail.

Design Resource

## Contemporary Wood Carving Camp - Bengaluru

An Abstract Wooden Art

by

Prof. Bibhudutta Baral, Divyadarshan C. S. and


Lija M. G.

NID, Bengaluru

Source:

<http://www.dsource.in/resource/contemporary-wood-carving-camp-bengaluru/tools-and-raw-materials>

1. Introduction
2. **Tools and Raw Materials**
3. Making Process
4. Products
5. Video
6. Contact Details



Metal wire are used as a connecting wire while assembling all the parts of the sculpture.

Design Resource

## Contemporary Wood Carving Camp - Bengaluru

An Abstract Wooden Art

by

Prof. Bibhudutta Baral, Divyadarshan C. S. and

Lija M. G.

NID, Bengaluru

Source:

<http://www.dsource.in/resource/contemporary-wood-carving-camp-bengaluru/tools-and-raw-materials>

1. Introduction
2. **Tools and Raw Materials**
3. Making Process
4. Products
5. Video
6. Contact Details



Grinding machine with sandpaper bid is used for giving the smooth finish for the sculpture.



Big size chisel and wooden hammer are used for sculpting the wooden carving.



Axe is used for cutting the wooden log.



Carbide stone is used in sharpening the Chisels by rubbing it on stone.

Design Resource

## Contemporary Wood Carving Camp - Bengaluru

An Abstract Wooden Art

by

Prof. Bibhudutta Baral, Divyadarshan C. S. and

Lija M. G.

NID, Bengaluru

Source:

<http://www.dsource.in/resource/contemporary-wood-carving-camp-bengaluru/tools-and-raw-materials>

1. Introduction
2. **Tools and Raw Materials**
3. Making Process
4. Products
5. Video
6. Contact Details



Chain saw machine is used for cutting the log and also to create designer carvings in the sculpture.



Small sized chisels are used for etching the minute detailing of the sculpture.



Black marker is used for the purpose of drawing on the log.



Wooden hammer is used to tap on the chisels with force to scrap out the unwanted outer layer of the wood.

Design Resource

## Contemporary Wood Carving Camp - Bengaluru

An Abstract Wooden Art

by

Prof. Bibhudutta Baral, Divyadarshan C. S. and

Lija M. G.

NID, Bengaluru

Source:

<http://www.dsource.in/resource/contemporary-wood-carving-camp-bengaluru/tools-and-raw-materials>

1. Introduction
2. **Tools and Raw Materials**
3. Making Process
4. Products
5. Video
6. Contact Details



Measuring tape is used in measuring the length and breadth of the wood.

Design Resource

## Contemporary Wood Carving Camp - Bengaluru

An Abstract Wooden Art

by

Prof. Bibhudutta Baral, Divyadarshan C. S. and

Lija M. G.

NID, Bengaluru

Source:

<http://www.dsource.in/resource/contemporary-wood-carving-camp-bengaluru/tools-and-raw-materials>

1. Introduction
2. **Tools and Raw Materials**
3. Making Process
4. Products
5. Video
6. Contact Details



Tar is used in installing the work.



Enamel thinner is used for thinning the consistency of the wood finish.

Design Resource

## Contemporary Wood Carving Camp - Bengaluru

An Abstract Wooden Art

by

Prof. Bibhudutta Baral, Divyadarshan C. S. and


Lija M. G.

NID, Bengaluru


Source:

<http://www.dsource.in/resource/contemporary-wood-carving-camp-bengaluru/tools-and-raw-materials>

1. Introduction
2. **Tools and Raw Materials**
3. Making Process
4. Products
5. Video
6. Contact Details



Hardener is mixed with wood finish to apply on the sculpture when needed.



Wood finish is the final polish that is given on the sculpture.

Design Resource

## Contemporary Wood Carving Camp - Bengaluru

An Abstract Wooden Art

by

Prof. Bibhudutta Baral, Divyadarshan C. S. and

Lija M. G.

NID, Bengaluru

Source:

<http://www.dsource.in/resource/contemporary-wood-carving-camp-bengaluru/tools-and-raw-materials>

1. Introduction
2. **Tools and Raw Materials**
3. Making Process
4. Products
5. Video
6. Contact Details



Crane: It is used in lifting the huge logs of wood in installing and moving it.



Design Resource

## Contemporary Wood Carving Camp - Bengaluru

An Abstract Wooden Art

by

Prof. Bibhudutta Baral, Divyadarshan C. S. and

Lija M. G.

NID, Bengaluru

Source:

<http://www.dsource.in/resource/contemporary-wood-carving-camp-bengaluru/making-process>

## Making Process

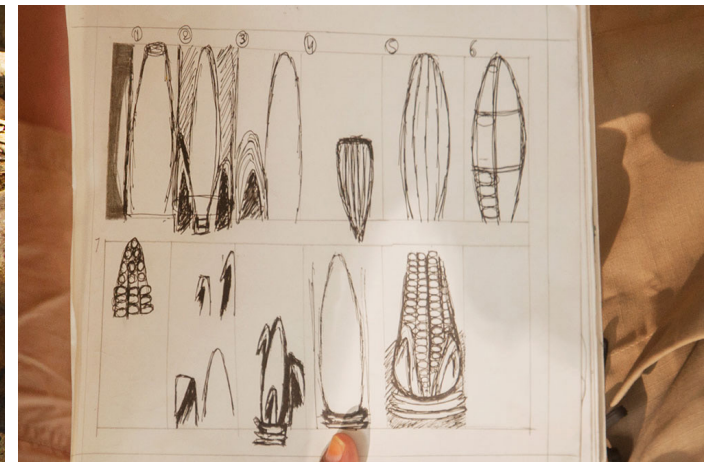
The outer portion of the log of wood is removed by chipping (taking out) the surface by the axe or the specially made tool for carving out the outer portion. After the portions are removed, the smooth surface is roughly planed, the rough figures is drawn on the surface and then the rough carving is done.

Markings were done with the help of measuring tape, scale, charcoal and chalk to draw out the required pattern of the sculpture to be made. Tools are sharpened in between and then chipped out either with lesser width or with border length with the various sizes and length of the chisels. Then intricate carvings are done with the carving, after the portions are completed it is buffed for the smooth surface. Two bigger portions are joined by holes in the bottom or the top portions with a small wood piece fixing to both the wood pieces.

The portions like horns, ear etc. are made separately and fixed by making suitable holes and fixing them. When it is the case of blocks holes are made on the alternate top and below portions are fixed with the small block of wood. It is then flamed to burn out the portions and highlight the portions where ever there are lot of curves. Applied with coat of resin, hardener, catalyst and soft dust to fix the Wood Sculpture in positions where it can be viewed by every passerby.



Wooden log is distributed among the artisans.



Artist initially prepares the footnote of the sketch.

1. Introduction
2. Tools and Raw Materials
3. **Making Process**
4. Products
5. Video
6. Contact Details

Design Resource

## Contemporary Wood Carving Camp - Bengaluru

An Abstract Wooden Art

by


Prof. Bibhudutta Baral, Divyadarshan C. S. and

Lija M. G.

NID, Bengaluru

Source:

<http://www.dsource.in/resource/contemporary-wood-carving-camp-bengaluru/making-process>



Then the final sketch is prepared.



According to the theme the wooden log is cut as per the requirement.



The extras of the wooden log are cut.



The outer rough textured layer of the wooden log is scrapped out.

1. Introduction
2. Tools and Raw Materials
3. **Making Process**
4. Products
5. Video
6. Contact Details

Design Resource

## Contemporary Wood Carving Camp - Bengaluru

An Abstract Wooden Art

by

Prof. Bibhudutta Baral, Divyadarshan C. S. and

Lija M. G.

NID, Bengaluru

Source:

<http://www.dsource.in/resource/contemporary-wood-carving-camp-bengaluru/making-process>



As per the theme the sketch is made on the wooden log and slightly the outline is etched.



Once again the complete design and the wooden log's length is measured.



In the next level fine details of the sculpture is drawn on the log.



The outer line is chiseled again.

1. Introduction
2. Tools and Raw Materials
3. **Making Process**
4. Products
5. Video
6. Contact Details

Design Resource

## Contemporary Wood Carving Camp - Bengaluru

An Abstract Wooden Art

by

Prof. Bibhudutta Baral, Divyadarshan C. S. and

Lija M. G.

NID, Bengaluru

Source:

<http://www.dsource.in/resource/contemporary-wood-carving-camp-bengaluru/making-process>

1. Introduction
2. Tools and Raw Materials
3. **Making Process**
4. Products
5. Video
6. Contact Details



Layer by layer sculpting of the wooden log begins.



As per the design the chain saw machine is used for chopping huge chunks of the wood.



Chisels are rubbed to the carbide stone to sharpen it.



The sculptures are neatly carved and smoothly handled as it goes in layer by layer.

Design Resource

## Contemporary Wood Carving Camp - Bengaluru

An Abstract Wooden Art

by

Prof. Bibhudutta Baral, Divyadarshan C. S. and

Lija M. G.

NID, Bengaluru

Source:

<http://www.dsource.in/resource/contemporary-wood-carving-camp-bengaluru/making-process>



The minute detailing is carved out of small chisel.



When it is necessary the parts of the artwork is drilled to insert nail.



Assembling all the parts of the artwork.



Nailing them to each other which joins both the parts of the artwork.

1. Introduction
2. Tools and Raw Materials
3. **Making Process**
4. Products
5. Video
6. Contact Details

Design Resource

## Contemporary Wood Carving Camp - Bengaluru

An Abstract Wooden Art

by

Prof. Bibhudutta Baral, Divyadarshan C. S. and

Lija M. G.

NID, Bengaluru

Source:

<http://www.dsource.in/resource/contemporary-wood-carving-camp-bengaluru/making-process>

1. Introduction
2. Tools and Raw Materials
3. **Making Process**
4. Products
5. Video
6. Contact Details



Finally all the parts of the artwork are combined.



Then the wooden powder and adhesive agent (resin) are mixed.



This mixer of wooden powder and adhesive agent are applied on the joints and cracks.



Then it is allowed for drying in sun.

Design Resource

## Contemporary Wood Carving Camp - Bengaluru

An Abstract Wooden Art

by

Prof. Bibhudutta Baral, Divyadarshan C. S. and

Lija M. G.

NID, Bengaluru

Source:

<http://www.dsource.in/resource/contemporary-wood-carving-camp-bengaluru/making-process>

1. Introduction
2. Tools and Raw Materials
3. **Making Process**
4. Products
5. Video
6. Contact Details



It is neatly polished for the smooth finishing.

Design Resource

## Contemporary Wood Carving Camp - Bengaluru

An Abstract Wooden Art

by

Prof. Bibhudutta Baral, Divyadarshan C. S. and

Lija M. G.

NID, Bengaluru

Source:

<http://www.dsource.in/resource/contemporary-wood-carving-camp-bengaluru/making-process>


1. Introduction
2. Tools and Raw Materials
3. **Making Process**
4. Products
5. Video
6. Contact Details



Then the adhesive is applied on the minor cracks and also to avoid further damage (cracks) in the wooden sculpture.



Then the sculpture is fired in fire gun completely as the final process.



A three dimensional wooden sculpture is ready for the displays.



Design Resource

## Contemporary Wood Carving Camp - Bengaluru

An Abstract Wooden Art

by

Prof. Bibhudutta Baral, Divyadarshan C. S. and Lija M. G.

NID, Bengaluru

Source:

<http://www.dsource.in/resource/contemporary-wood-carving-camp-bengaluru/products>

1. Introduction
2. Tools and Raw Materials
3. Making Process
4. **Products**
5. Video
6. Contact Details

## Products

The fallen or the cut trees are given life by transferring to a new views before it decays and destroys back to the soil. Life is just once, therefore it is an experience of everything that formulates to all the forms of life. Therefore the artisans have taken special care in highlighting the various values of nature and life through the fallen log of wood. It was purely their dedication in supporting the cause of nature, social issues and creativity. These products were not kept for sale as it was their gift back to the sculptures and nature.

1. Maize Shaped Sculpture.
2. Multi theme Sculpture.
3. Social Issue themed Sculpture.



A controversial sculpture fighting for the social norm.

Design Resource

## Contemporary Wood Carving Camp - Bengaluru

An Abstract Wooden Art

by

Prof. Bibhudutta Baral, Divyadarshan C. S. and


Lija M. G.

NID, Bengaluru

Source:

<http://www.dsource.in/resource/contemporary-wood-carving-camp-bengaluru/products>

1. Introduction
2. Tools and Raw Materials
3. Making Process
4. **Products**
5. Video
6. Contact Details



An abstract form of “Mother and child” carved by a group of artisans.



An abstract wooden art.

Design Resource

## Contemporary Wood Carving Camp - Bengaluru

An Abstract Wooden Art

by

Prof. Bibhudutta Baral, Divyadarshan C. S. and

Lija M. G.

NID, Bengaluru

Source:

<http://www.dsource.in/resource/contemporary-wood-carving-camp-bengaluru/products>

1. Introduction
2. Tools and Raw Materials
3. Making Process
4. **Products**
5. Video
6. Contact Details



Portraiture of the “Family” carved in a single wooden log.



A bear carved by a young artisan.

Design Resource

## Contemporary Wood Carving Camp - Bengaluru

An Abstract Wooden Art

by

Prof. Bibhudutta Baral, Divyadarshan C. S. and

Lija M. G.

NID, Bengaluru

Source:

<http://www.dsource.in/resource/contemporary-wood-carving-camp-bengaluru/products>

1. Introduction
2. Tools and Raw Materials
3. Making Process
4. **Products**
5. Video
6. Contact Details



A huge wooden "Biological heart" carved and displayed at Cubbon Park.



The dominating "Male" is portrayed in a unique way.



Wooden work that is displaying the "Link" between the ecology systems of life.

Design Resource

## Contemporary Wood Carving Camp - Bengaluru

An Abstract Wooden Art

by

Prof. Bibhudutta Baral, Divyadarshan C. S. and

Lija M. G.

NID, Bengaluru

Source:

<http://www.dsource.in/resource/contemporary-wood-carving-camp-bengaluru/products>



“Lady” carved by adding textures to the sculpture.



Artisan displaying her wooden work “The Corn”.



Beautifully engraved wooden sculpture of a “Fish”.



In the midst of Mother Nature at Cubbon Park, a bunch of logs installed in a way depicting the loss of birds in nature.

1. Introduction
2. Tools and Raw Materials
3. Making Process
4. **Products**
5. Video
6. Contact Details

Design Resource

## Contemporary Wood Carving Camp - Bengaluru

An Abstract Wooden Art

by

Prof. Bibhudutta Baral, Divyadarshan C. S. and

Lija M. G.

NID, Bengaluru

Source:


<http://www.dsource.in/resource/contemporary-wood-carving-camp-bengaluru/products>



A sculpture depicting a social problem "Deforestation".



A contemporary sculpture sculpted by an artisan Ravi Shah by a single tool axe.



A contemporary sculpture with interesting carvings.

1. Introduction
2. Tools and Raw Materials
3. Making Process
4. **Products**
5. Video
6. Contact Details

Design Resource

## Contemporary Wood Carving Camp - Bengaluru

An Abstract Wooden Art

by

Prof. Bibhudutta Baral, Divyadarshan C. S. and Lija M. G.

NID, Bengaluru

Source:

<http://www.dsource.in/resource/contemporary-wood-carving-camp-bengaluru/video>

## Video



Contemporary Wood Sculpture Camp, Bengaluru

1. Introduction
2. Tools and Raw Materials
3. Making Process
4. Products
5. **Video**
6. Contact Details

Design Resource

## Contemporary Wood Carving Camp - Bengaluru

An Abstract Wooden Art

by

Prof. Bibhudutta Baral, Divyadarshan C. S. and Lija M. G.

NID, Bengaluru

Source:

<http://www.dsource.in/resource/contemporary-wood-carving-camp-bengaluru/contact-details>

1. Introduction
2. Tools and Raw Materials
3. Making Process
4. Products
5. Video
6. **Contact Details**

## Contact Details

This documentation was done by Prof. Bibhudutta Baral, Divyadarshan C. S. and Lija M. G. at [NID Campus, Bengaluru](#).

You can get in touch with

- Prof. Bibhudutta Baral at [bibhudutta\[at\]nid.edu](mailto:bibhudutta[at]nid.edu)

You could write to the following address regarding suggestions and clarifications:

**Key Contacts:**

### 1. Shilpi. Mahadevappa Shambulingappa

President

Karnataka Shilpakala Academy,  
J. C. Road, Bengaluru

### 2. Ms. Indramma

Registrar

Karnataka Shilpakala Academy,  
J. C. Road, Bengaluru

**Helpdesk Details:**

Co-ordinator

Project e-kalpa

R & D Campus

National Institute of Design

#12 HMT Link Road, Off Tumkur Road

Bengaluru 560 022

India

Phone: +91 80 2357 9054

Fax: +91 80 23373086

Email: [dsource.in\[at\]gmail.com](mailto:dsource.in[at]gmail.com)