

Design Resource

## Kundan-Meena Jewelry, Jaipur

Oldest Forms of Kundan Jewelry

by

Sakshi Gambhir

IDC, IIT Bombay

Source:

<http://www.dsource.in/resource/kundan-meena-jewelry-jaipur>

1. Introduction
2. Place
3. People
4. Process
5. Products
6. Contact Details



Design Resource

## Kundan-Meena Jewelry, Jaipur

Oldest Forms of Kundan Jewelry

by

Sakshi Gambhir

IDC, IIT Bombay

Source:

<http://www.dsource.in/resource/kundan-meena-jewelry-jaipur/introduction>

## Introduction

Rajasthan has always been identified as a mosaic of unsurpassed beauty. Its golden sands, magnificent forts and palaces, teeming wildlife, colorful and friendly people have always mesmerized visitors from all over the globe. Though there are several cities in this state that patronize the arts and crafts, Jaipur leads them in all their glory, especially in the Kundan-Meena style of jewelry making. Kundan, meaning 'pure gold', is one of the oldest forms of jewelry making and stands for ethereal beauty, elegance and superb craftsmanship.



1. Introduction
2. Place
3. People
4. Process
5. Products
6. Contact Details



Design Resource

## Kundan-Meena Jewelry, Jaipur

Oldest Forms of Kundan Jewelry

by

Sakshi Gambhir

IDC, IIT Bombay

Source:

<http://www.dsource.in/resource/kundan-meena-jewelry-jaipur/place>

1. Introduction

2. **Place**

3. People

4. Process

5. Products

6. Contact Details

## Place

Jaipur or the Pink City, as it is known, is the capital and largest city of the Indian state of Rajasthan. It was founded by Maharaja Sawai Jai Singh II, the ruler of Amber, after whom the city has been named. Jaipur has a very interesting mix of culture and urban development.

The ancient architecture is beautifully conserved and gracefully blends with contemporary shops and cafeterias. The broad roads give way to narrow bylanes where karigars can be spotted working with crafts like bandhani, gotapatti, miniature paintings, blue pottery, silver and kundan jewelry making. 'Gopalji ka raasta' is one such lane in Johari Bazaar where most of the Kundan karigars live and work.



Conserved architecture of Jaipur city.



Urban development in the city.



Conserved architecture of Jaipur city.



'Gopalji ka raasta', a lane in Johari Bazaar.

Design Resource

## Kundan-Meena Jewelry, Jaipur

Oldest Forms of Kundan Jewelry

by

Sakshi Gambhir

IDC, IIT Bombay

Source:

<http://www.dsource.in/resource/kundan-meena-jewelry-jaipur/place>



Road signage.



Streets of Jaipu.

### 1. Introduction

### 2. **Place**

### 3. People

### 4. Process

### 5. Products

### 6. Contact Details



Bylanes of johari Bazaar.



Bylanes of johari Bazaar.



Design Resource

## Kundan-Meena Jewelry, Jaipur

Oldest Forms of Kundan Jewelry

by  
Sakshi Gambhir  
IDC, IIT Bombay

Source:

<http://www.dsource.in/resource/kundan-meena-jewelry-jaipur/place>

### 1. Introduction

### 2. **Place**

### 3. People

### 4. Process

### 5. Products

### 6. Contact Details



Bylanes of johari Bazaar.



The entrance to one of the karigar's workshop cum home.



The entrance to one of the karigar's workshop cum home.



The entrance to one of the karigar's workshop cum home.

Design Resource

## Kundan-Meena Jewelry, Jaipur

Oldest Forms of Kundan Jewelry

by

Sakshi Gambhir

IDC, IIT Bombay

Source:

<http://www.dsource.in/resource/kundan-meena-jewelry-jaipur/place>

1. Introduction

2. **Place**

3. People

4. Process

5. Products

6. Contact Details



The entrance to one of the karigar's workshop cum home.



Kundan karigars at work.



Design Resource

## Kundan-Meena Jewelry, Jaipur

Oldest Forms of Kundan Jewelry

by

Sakshi Gambhir

IDC, IIT Bombay

Source:

<http://www.dsource.in/resource/kundan-meena-jewelry-jaipur/people>

1. Introduction
2. Place
3. **People**
4. Process
5. Products
6. Contact Details

## People

The art of making Kundan jewelry found great patronage during the Mughal era and some of the world's most mesmerizing pieces of jewelry were created in those times. Manufacturing of Kundan-Meena jewelry is a long, skill-intensive job, requiring great effort and coordinated teamwork to create exquisite pieces. The karigars are masters of their craft and take great pride in their work. Their designs are simple yet aesthetic, consisting of simple geometric patterns to the more elaborate embellishments.



Karigar at work - 'Jadayi'.



Karigar at work - 'Ghadayi'.

Design Resource

## Kundan-Meena Jewelry, Jaipur

Oldest Forms of Kundan Jewelry

by

Sakshi Gambhir

IDC, IIT Bombay

Source:

<http://www.dsource.in/resource/kundan-meena-jewelry-jaipur/people>



Karigar at work - 'Khudayi'.



Karigar at work - 'Jadayi'.



Karigar at work - 'Meenakari'.



Karigar at work - 'Ghadayi'.

1. Introduction

2. Place

3. **People**

4. Process

5. Products

6. Contact Details



Design Resource

## Kundan-Meena Jewelry, Jaipur

Oldest Forms of Kundan Jewelry

by  
Sakshi Gambhir  
IDC, IIT Bombay

Source:

<http://www.dsource.in/resource/kundan-meena-jewelry-jaipur/people>

### 1. Introduction

### 2. Place

### 3. People

### 4. Process

### 5. Products

### 6. Contact Details



Karigar at work - 'Jadayi'.



Karigar at work - 'Khudayi'.



Karigars at work.



Karigar at work - 'Ghadayi'.

Design Resource

## Kundan-Meena Jewelry, Jaipur

Oldest Forms of Kundan Jewelry

by

Sakshi Gambhir

IDC, IIT Bombay

Source:

<http://www.dsource.in/resource/kundan-meena-jewelry-jaipur/process>

## Process


Kundan-Meena is a unique technique of making jewelry by encrusting gold with precious and semi-precious stones (Kundan work) on one side and the art of colorful enamel work (Meenakari) on the reverse side. There are four steps to making any jewelry piece:



Ghadayi



Khudayi



Meenakari



Jadayi

1. Introduction

2. Place

3. People

4. **Process**

4.1. Ghadayi

4.2. Khudayi

4.3. Meenakari

4.4. Jadayi

5. Products

6. Contact Details



Design Resource

## Kundan-Meena Jewelry, Jaipur

Oldest Forms of Kundan Jewelry

by

Sakshi Gambhir

IDC, IIT Bombay

Source:

<http://www.dsource.in/resource/kundan-meena-jewelry-jaipur/process/ghadayi>

1. Introduction
2. Place
3. People
4. Process
  - 4.1. **Ghadayi**
  - 4.2. Khudayi
  - 4.3. Meenakari
  - 4.4. Jadayi
5. Products
6. Contact Details

## Ghadayi

'Ghadayi' is the process of making the skeleton or framework of the jewelry piece. Firstly, thin gold strips are prepared from a rolling machine. These are cut, coiled, shaped according to the design chosen by (or given to) the karigar using small tweezers and fine tools. These are placed or 'set' on a wax board to exactly replicate the design and then soldered together to form one solid piece such as an earring or a pendant. The black residue on the piece after the soldering process is cleaned using mild chemicals and then dried. Lac is heated and poured into the creeks, which are supposed to hold the gems.



Thin gold strips being prepared from a rolling machine.



Gold strip being shaped according to the design.

Design Resource

## Kundan-Meena Jewelry, Jaipur

Oldest Forms of Kundan Jewelry

by

Sakshi Gambhir

IDC, IIT Bombay

Source:

<http://www.dsource.in/resource/kundan-meena-jewelry-jaipur/process/ghadayi>



Gold strip being shaped according to the design.



Fine tools and tweezers to shape the gold strips.



Gold strip being shaped according to the design.



Gold strip being shaped according to the design.

### 1. Introduction

### 2. Place

### 3. People

### 4. Process

#### 4.1. Ghadayi

#### 4.2. Khudayi

#### 4.3. Meenakari

#### 4.4. Jadayi

### 5. Products

### 6. Contact Details



Design Resource

## Kundan-Meena Jewelry, Jaipur

Oldest Forms of Kundan Jewelry


by

Sakshi Gambhir


IDC, IIT Bombay

Source:

<http://www.dsource.in/resource/kundan-meena-jewelry-jaipur/process/ghadayi>



Gold strip being shaped according to the design.



Gold strips being soldered together to form one solid piece.



Gold strips being soldered together to form one solid piece.



Gold strips being soldered together to form one solid piece.

### 1. Introduction

### 2. Place

### 3. People

### 4. Process

#### 4.1. Ghadayi

#### 4.2. Khudayi

#### 4.3. Meenakari

#### 4.4. Jadayi

### 5. Products

### 6. Contact Details

Design Resource

## Kundan-Meena Jewelry, Jaipur

Oldest Forms of Kundan Jewelry

by  
Sakshi Gambhir  
IDC, IIT Bombay

Source:

<http://www.dsource.in/resource/kundan-meena-jewelry-jaipur/process/ghadayi>

### 1. Introduction

### 2. Place

### 3. People

### 4. Process

#### 4.1. Ghadayi

#### 4.2. Khudayi

#### 4.3. Meenakari

#### 4.4. Jadayi

### 5. Products

### 6. Contact Details



Gold strips being soldered together to form one solid piece.



Soldered strips being finished.



Soldered strips being set' on a wax board to exactly replicate the design.



Soldered strips being set' on a wax board to exactly replicate the design.



Design Resource

## Kundan-Meena Jewelry, Jaipur

Oldest Forms of Kundan Jewelry

by

Sakshi Gambhir

IDC, IIT Bombay

Source:

<http://www.dsource.in/resource/kundan-meena-jewelry-jaipur/process/ghadayi>



Soldered strips being set' on a wax board to exactly replicate the design.

### 1. Introduction

### 2. Place

### 3. People

### 4. Process

#### 4.1. Ghadayi

#### 4.2. Khudayi

#### 4.3. Meenakari

#### 4.4. Jadayi

### 5. Products

### 6. Contact Details



Soldered strips.



The pendant framework, finally taking the shape of the intended design.



Design Resource

## Kundan-Meena Jewelry, Jaipur

Oldest Forms of Kundan Jewelry

by  
Sakshi Gambhir  
IDC, IIT Bombay

Source:

<http://www.dsource.in/resource/kundan-meena-jewelry-jaipur/process/ghadayi>

1. Introduction
2. Place
3. People
4. Process
  - 4.1. Ghadayi
  - 4.2. Khudayi
  - 4.3. Meenakari
  - 4.4. Jadayi
5. Products
6. Contact Details



The pendant framework, finally taking the shape of the intended design.



The pendant framework, finally taking the shape of the intended design.



The pendant framework, finally taking the shape of the intended design.



Design Resource

## Kundan-Meena Jewelry, Jaipur

Oldest Forms of Kundan Jewelry

by

Sakshi Gambhir

IDC, IIT Bombay

Source:

<http://www.dsource.in/resource/kundan-meena-jewelry-jaipur/process/ghadayi>



Lac that will be poured into the creeks, which are supposed to hold the gems.



Lac being heated and poured into the creeks, which are supposed to hold the gems.



Lac being heated and poured into the creeks, which are supposed to hold the gems.



Lac being heated and poured into the creeks, which are supposed to hold the gems.

### 1. Introduction

### 2. Place

### 3. People

### 4. Process

#### 4.1. Ghadayi

#### 4.2. Khudayi

#### 4.3. Meenakari

#### 4.4. Jadayi

### 5. Products

### 6. Contact Details

Design Resource

## Kundan-Meena Jewelry, Jaipur

Oldest Forms of Kundan Jewelry

by

Sakshi Gambhir

IDC, IIT Bombay

Source:

<http://www.dsource.in/resource/kundan-meena-jewelry-jaipur/process/khudayi>

## Khudayi

'Khudayi' is the process of engraving or etching the pattern on the front or back (or both) of the jewelry piece. Though most of the motifs are floral or inspired by nature, some are geometric as well. Exquisite engraving requires a steady hand, high precision and immense concentration. The gold dust produced during this process is recycled.



Engraving tools.



Floral pattern being engraved on the pendant.



Floral pattern being engraved on the pendant.

### 1. Introduction

### 2. Place

### 3. People

### 4. Process

#### 4.1. Ghadayi

#### 4.2. **Khudayi**

#### 4.3. Meenakari

#### 4.4. Jadayi

### 5. Products

### 6. Contact Details



Design Resource

## Kundan-Meena Jewelry, Jaipur

Oldest Forms of Kundan Jewelry

by

Sakshi Gambhir

IDC, IIT Bombay

Source:


<http://www.dsource.in/resource/kundan-meena-jewelry-jaipur/process/khudayi>



Floral pattern being engraved on the pendant.



Floral pattern being engraved on the pendant.



Details of the floral pattern engraved on the pendant.



Details of the floral pattern engraved on the bangle.

### 1. Introduction

### 2. Place

### 3. People

### 4. Process

#### 4.1. Ghadayi

#### 4.2. **Khudayi**

#### 4.3. Meenakari

#### 4.4. Jadayi

### 5. Products

### 6. Contact Details



Design Resource

## Kundan-Meena Jewelry, Jaipur

Oldest Forms of Kundan Jewelry

by

Sakshi Gambhir

IDC, IIT Bombay

Source:

<http://www.dsource.in/resource/kundan-meena-jewelry-jaipur/process/khudayi>

1. Introduction

2. Place

3. People

4. Process

4.1. Ghadayi

4.2. **Khudayi**

4.3. Meenakari

4.4. Jadayi

5. Products

6. Contact Details



Details of the floral pattern engraved on the bangle.



Details of the floral pattern engraved on the bangle.



Gold dust that will be recycled.



Design Resource

## Kundan-Meena Jewelry, Jaipur

Oldest Forms of Kundan Jewelry

by

Sakshi Gambhir

IDC, IIT Bombay

Source:

<http://www.dsource.in/resource/kundan-meena-jewelry-jaipur/process/meenakari>


## Meenakari

'Meenakari' is the technique of decorating the jewelry with enamel. It is an intricate and laborious process. Mostly red, green, blue and white are used. Combination of these with the color of gold is called 'Panchranga'. These colors are applied with thin needles or spokes in the engraved pattern.

The jewelry piece has to be fired as many times as the number of colors used. Firing could be done in an electric kiln or on the coils of the domestic heater using a thin iron mesh. This fuses the color to the gold. Once all the colors are filled in and fired, the piece is scrubbed with a filer to enhance the gold outline of the pattern. Then this is boiled with a mild acid for sheen and sent to the next karigar for stone-setting.



Enamel colors.



Enamel colors.

1. Introduction
2. Place
3. People
4. Process
  - 4.1. Ghadayi
  - 4.2. Khudayi
  - 4.3. **Meenakari**
  - 4.4. Jadayi
5. Products
6. Contact Details

Design Resource

## Kundan-Meena Jewelry, Jaipur

Oldest Forms of Kundan Jewelry

by

Sakshi Gambhir

IDC, IIT Bombay

Source:

<http://www.dsource.in/resource/kundan-meena-jewelry-jaipur/process/meenakari>



Enamel colors being mixed with water for use.

1. Introduction
2. Place
3. People
4. Process
  - 4.1. Ghadayi
  - 4.2. Khudayi
  - 4.3. **Meenakari**
  - 4.4. Jadayi
5. Products
6. Contact Details



Enamel colors (Desi Meena).



Enamel colors (Imported Meena).



Design Resource

## Kundan-Meena Jewelry, Jaipur

Oldest Forms of Kundan Jewelry

by  
Sakshi Gambhir  
IDC, IIT Bombay

Source:

<http://www.dsource.in/resource/kundan-meena-jewelry-jaipur/process/meenakari>

1. Introduction
2. Place
3. People
4. Process
  - 4.1. Ghadayi
  - 4.2. Khudayi
  - 4.3. **Meenakari**
  - 4.4. Jadayi
5. Products
6. Contact Details



Enamel colors (Desi Meena).



The jewelry piece on which colors have to be applied.



Color being applied with thin spoke in the engraved pattern.

Design Resource

## Kundan-Meena Jewelry, Jaipur

Oldest Forms of Kundan Jewelry

by

Sakshi Gambhir

IDC, IIT Bombay

Source:

<http://www.dsource.in/resource/kundan-meena-jewelry-jaipur/process/meenakari>



Design being stenciled with stains on a planter.

### 1. Introduction

### 2. Place

### 3. People

### 4. Process

#### 4.1. Ghadayi

#### 4.2. Khudayi

#### 4.3. Meenakari

#### 4.4. Jadayi

### 5. Products

### 6. Contact Details



The piece being fired on the coils of the domestic heater.



An electric furnace.



Design Resource

## Kundan-Meena Jewelry, Jaipur

Oldest Forms of Kundan Jewelry

by  
Sakshi Gambhir  
IDC, IIT Bombay

Source:

<http://www.dsource.in/resource/kundan-meena-jewelry-jaipur/process/meenakari>

1. Introduction
2. Place
3. People
4. Process
  - 4.1. Ghadayi
  - 4.2. Khudayi
  - 4.3. **Meenakari**
  - 4.4. Jadayi
5. Products
6. Contact Details



The piece kept on an iron mesh after the first firing.



Color being applied with thin spoke in the engraved pattern.



Color being applied with thin spoke in the engraved pattern.

Design Resource

## Kundan-Meena Jewelry, Jaipur

Oldest Forms of Kundan Jewelry

by

Sakshi Gambhir

IDC, IIT Bombay

Source:

<http://www.dsource.in/resource/kundan-meena-jewelry-jaipur/process/meenakari>



Color being applied with thin spoke in the engraved pattern.



Color being applied with thin spoke in the engraved pattern.



After the firing for second color (green).

### 1. Introduction

### 2. Place

### 3. People

### 4. Process

#### 4.1. Ghadayi

#### 4.2. Khudayi

#### 4.3. Meenakari

#### 4.4. Jadayi

### 5. Products

### 6. Contact Details



Design Resource

## Kundan-Meena Jewelry, Jaipur

Oldest Forms of Kundan Jewelry

by  
Sakshi Gambhir  
IDC, IIT Bombay

Source:

<http://www.dsource.in/resource/kundan-meena-jewelry-jaipur/process/meenakari>

### 1. Introduction

### 2. Place

### 3. People

### 4. Process

#### 4.1. Ghadayi

#### 4.2. Khudayi

#### 4.3. Meenakari

#### 4.4. Jadayi

### 5. Products

### 6. Contact Details



The reverse side of the piece with a transparent chemical that strengthens the jewelry.



The jewelry piece being scrubbed with a filer to enhance the gold outline of the pattern.



The jewelry piece being scrubbed with a filer to enhance the gold outline of the pattern.



The finished jewelry piece, to be boiled with a mild acid.

Design Resource

## Kundan-Meena Jewelry, Jaipur

Oldest Forms of Kundan Jewelry

by  
Sakshi Gambhir  
IDC, IIT Bombay

Source:

<http://www.dsource.in/resource/kundan-meena-jewelry-jaipur/process/meenakari>



Some finished, some unfinished jewelry pieces, to be sent for stone-setting.



Jewelry pieces that need to be scrubbed before being sent for stone-setting.



Jewelry pieces that need to be scrubbed before being sent for stone-setting.



The piece being boiled with mild acid for sheen.

### 1. Introduction

### 2. Place

### 3. People

### 4. Process

#### 4.1. Ghadayi

#### 4.2. Khudayi

#### 4.3. Meenakari

#### 4.4. Jadayi

### 5. Products

### 6. Contact Details



Design Resource

## Kundan-Meena Jewelry, Jaipur

Oldest Forms of Kundan Jewelry

by

Sakshi Gambhir

IDC, IIT Bombay

Source:

<http://www.dsource.in/resource/kundan-meena-jewelry-jaipur/process/meenakari>



The piece being boiled with mild acid for sheen.



Jewelry piece with complete Meenakari, to be sent for stone-setting



Jewelry piece with complete Meenakari, to be sent for stone-setting.



Jewelry piece with complete Meenakari, to be sent for stone-setting.

### 1. Introduction

### 2. Place

### 3. People

### 4. Process

#### 4.1. Ghadayi

#### 4.2. Khudayi

#### 4.3. Meenakari

#### 4.4. Jadayi

### 5. Products

### 6. Contact Details



Design Resource

## Kundan-Meena Jewelry, Jaipur

Oldest Forms of Kundan Jewelry

by

Sakshi Gambhir

IDC, IIT Bombay

Source:

<http://www.dsource.in/resource/kundan-meena-jewelry-jaipur/process/meenakari>

1. Introduction

2. Place

3. People

4. Process

4.1. Ghadayi

4.2. Khudayi

4.3. **Meenakari**

4.4. Jadayi

5. Products

6. Contact Details



Details of Meenakari of the finished jewelry piece, to be sent for stone-setting.



Details of Meenakari of the finished jewelry piece, to be sent for stone-setting.



Design Resource

## Kundan-Meena Jewelry, Jaipur

Oldest Forms of Kundan Jewelry

by

Sakshi Gambhir

IDC, IIT Bombay

Source:

<http://www.dsource.in/resource/kundan-meena-jewelry-jaipur/process/jadaya>

1. Introduction

2. Place

3. People

4. Process

4.1. Ghadayi

4.2. Khudayi

4.3. Meenakari

4.4. **Jadaya**

5. Products

6. Contact Details

## Jadaya

'Jadaya' is the process of gem setting by inserting a gold foil between the stones and their mount. Diamond, sapphire, emerald and ruby are the stones commonly used. To provide depth and refraction, a piece of silver foil is placed under the stones, making them gleam. These are heated and placed on the lac, after which, pieces of 24 carat gold foil (made soft and malleable by hammering) are set into the sides of the gemstones till they grip on tightly.

Fine tools are used to chisel the foil at an angle and bring out the fine details of the precious stones, enhancing their beauty. Finally, the ornament is adorned with hanging gems and strung in a wearable thread.



The framework (without the lac).



The jewelry piece (with lac), ready for stone-setting.

Design Resource

## Kundan-Meena Jewelry, Jaipur

Oldest Forms of Kundan Jewelry

by  
Sakshi Gambhir  
IDC, IIT Bombay

Source:

<http://www.dsource.in/resource/kundan-meena-jewelry-jaipur/process/jadayi>



The jewelry piece (with lac), ready for stone-setting.



The dumbbells used for holding the jewelry piece in lac.



Dumbbells used for holding the jewelry piece in lac.



Jadayi begins with thin, fine tools.

### 1. Introduction

### 2. Place

### 3. People

### 4. Process

#### 4.1. Ghadayi

#### 4.2. Khudayi

#### 4.3. Meenakari

#### 4.4. **Jadayi**

### 5. Products

### 6. Contact Details



Design Resource


## Kundan-Meena Jewelry, Jaipur

Oldest Forms of Kundan Jewelry

by  
Sakshi Gambhir  
IDC, IIT Bombay

Source:

<http://www.dsource.in/resource/kundan-meena-jewelry-jaipur/process/jadayi>



A piece of silver foil being placed under the stones, making them gleam.



A piece of silver foil placed under the stones, making them gleam.

### 1. Introduction

### 2. Place

### 3. People

### 4. Process

#### 4.1. Ghadayi

#### 4.2. Khudayi

#### 4.3. Meenakari

#### 4.4. **Jadayi**

### 5. Products

### 6. Contact Details



Stones being heated and placed on lac.



Stones being heated and placed on lac.

Design Resource

## Kundan-Meena Jewelry, Jaipur

Oldest Forms of Kundan Jewelry

by

Sakshi Gambhir

IDC, IIT Bombay

Source:

<http://www.dsource.in/resource/kundan-meena-jewelry-jaipur/process/jadayi>



Stones being heated and placed on lac.



Stones being heated and placed on lac.



24 carat gold foil being made soft and malleable by hammering.



24 carat gold foil being made soft and malleable by hammering.

### 1. Introduction

### 2. Place

### 3. People

### 4. Process

#### 4.1. Ghadayi

#### 4.2. Khudayi

#### 4.3. Meenakari

#### 4.4. **Jadayi**

### 5. Products

### 6. Contact Details



Design Resource

## Kundan-Meena Jewelry, Jaipur

Oldest Forms of Kundan Jewelry


by  
Sakshi Gambhir  
IDC, IIT Bombay

Source:

<http://www.dsource.in/resource/kundan-meena-jewelry-jaipur/process/jadayi>



24 carat gold foil made soft and malleable by hammering.



Pieces of the 24 carat gold foil.



Pieces of the 24 carat gold foil being inserted between the stones and their mount.



Pieces of the 24 carat gold foil being inserted between the stones and their mount.

### 1. Introduction

### 2. Place

### 3. People

### 4. Process

#### 4.1. Ghadayi

#### 4.2. Khudayi

#### 4.3. Meenakari

#### 4.4. **Jadayi**

### 5. Products

### 6. Contact Details



Design Resource

## Kundan-Meena Jewelry, Jaipur

Oldest Forms of Kundan Jewelry

by

Sakshi Gambhir

IDC, IIT Bombay

Source:

<http://www.dsource.in/resource/kundan-meena-jewelry-jaipur/process/jadayi>



Pieces of the 24 carat gold foil being inserted between the stones and their mount.



Pieces of the 24 carat gold foil being inserted between the stones and their mount.



Pieces of the 24 carat gold foil being inserted between the stones and their mount.



Pieces of the 24 carat gold foil being inserted between the stones and their mount.

### 1. Introduction

### 2. Place

### 3. People

### 4. Process

#### 4.1. Ghadayi

#### 4.2. Khudayi

#### 4.3. Meenakari

#### 4.4. **Jadayi**

### 5. Products

### 6. Contact Details



Design Resource

## Kundan-Meena Jewelry, Jaipur

Oldest Forms of Kundan Jewelry

by  
Sakshi Gambhir  
IDC, IIT Bombay

Source:


<http://www.dsource.in/resource/kundan-meena-jewelry-jaipur/process/jadayi>



Pieces of the 24 carat gold foil being inserted between the stones and their mount.



Pieces of the 24 carat gold foil being inserted between the stones and their mount.



Pieces of the 24 carat gold foil being inserted between the stones and their mount.



Pieces of the 24 carat gold foil being inserted between the stones and their mount.

### 1. Introduction

### 2. Place

### 3. People

### 4. Process

#### 4.1. Ghadayi

#### 4.2. Khudayi

#### 4.3. Meenakari

#### 4.4. **Jadayi**

### 5. Products

### 6. Contact Details



Design Resource

## Kundan-Meena Jewelry, Jaipur

Oldest Forms of Kundan Jewelry

by

Sakshi Gambhir

IDC, IIT Bombay

Source:

<http://www.dsource.in/resource/kundan-meena-jewelry-jaipur/process/jadayi>



The foil being chiseled at an angle to bring out the fine details of the precious stones.



Difference between an unglazed and glazed cup.



Front and back of a Kundan-Meena earring.



Parts of a Maharani-haar (royal necklace) that will be strung in a wearable thread.

### 1. Introduction

### 2. Place

### 3. People

### 4. Process

#### 4.1. Ghadayi

#### 4.2. Khudayi

#### 4.3. Meenakari

#### 4.4. **Jadayi**

### 5. Products

### 6. Contact Details



Design Resource

## Kundan-Meena Jewelry, Jaipur

Oldest Forms of Kundan Jewelry

by

Sakshi Gambhir

IDC, IIT Bombay

Source:

<http://www.dsource.in/resource/kundan-meena-jewelry-jaipur/products>

1. Introduction

2. Place

3. People

4. Process

5. **Products**

6. Contact Details

## Products

Kundan-Meena jewelry of India has a growing demand the world over. The most desired products include pendants, earrings, rings, necklaces, nose rings, chokers, anklets, waist belts, armllets, maang-tikas and other decorative items.



Pendant and earring set.



Front of the pendant (Kundan work).



Back of the pendant (Meenakari).



Details of a pendant with Kundan work and Meenakari.



Design Resource

## Kundan-Meena Jewelry, Jaipur

Oldest Forms of Kundan Jewelry

by

Sakshi Gambhir

IDC, IIT Bombay

Source:

<http://www.dsource.in/resource/kundan-meena-jewelry-jaipur/products>

1. Introduction

2. Place

3. People


4. Process

5. **Products**

6. Contact Details



Details of a pendant with Kundan work and Meenakari.



Details of a pendant with Kundan work and Meenakari.



Design Resource

## Kundan-Meena Jewelry, Jaipur

Oldest Forms of Kundan Jewelry

by

Sakshi Gambhir

IDC, IIT Bombay

Source:

<http://www.dsource.in/resource/kundan-meena-jewelry-jaipur/products>

1. Introduction


2. Place

3. People


4. Process

5. **Products**

6. Contact Details



Details of a pendant with Kundan work and Meenakari.



Pendant and earring set.



Design Resource

## Kundan-Meena Jewelry, Jaipur

Oldest Forms of Kundan Jewelry

by

Sakshi Gambhir

IDC, IIT Bombay

Source:

<http://www.dsource.in/resource/kundan-meena-jewelry-jaipur/products>

1. Introduction

2. Place

3. People

4. Process

5. **Products**

6. Contact Details



Pendant and earring set.



Pendant and earring set.



Design Resource

## Kundan-Meena Jewelry, Jaipur

Oldest Forms of Kundan Jewelry

by

Sakshi Gambhir

IDC, IIT Bombay

Source:

<http://www.dsource.in/resource/kundan-meena-jewelry-jaipur/products>

1. Introduction

2. Place

3. People

4. Process

5. **Products**

6. Contact Details



Details of a pendant with Kundan work.



A stunning Kundan-Meena pendant with emeralds and ruby.

Design Resource

## Kundan-Meena Jewelry, Jaipur

Oldest Forms of Kundan Jewelry

by

Sakshi Gambhir

IDC, IIT Bombay

Source:

<http://www.dsource.in/resource/kundan-meena-jewelry-jaipur/products>

1. Introduction

2. Place

3. People

4. Process

5. **Products**

6. Contact Details



Back of the pendant.



Details of the Kundan-Meena pendant with emeralds and ruby.



Back of a pendant with Hallmark stamp.



A spoon to be used as a decorative item (unfinished).



Design Resource

## Kundan-Meena Jewelry, Jaipur

Oldest Forms of Kundan Jewelry

by

Sakshi Gambhir

IDC, IIT Bombay

### Source:

<http://www.dsource.in/resource/kundan-meena-jewelry-jaipur/contact-details>

## Contact Details

This documentation was done by Sakshi Gambhir at [IDC, IIT Bombay](#)

You can get in touch with Sakshi Gambhir at

[sakshigambhir\[at\]gmail.com](mailto:sakshigambhir[at]gmail.com)

For Further details you can contact to:

- **Ghadayi Karigar:**

Raj Vansh Tongaria

Phone: 9468585295

- **Khudayi Karigar:**

Rajendra Kumar Verma

Phone: 9829074405

- **Meenakari Karigars:**

- Prem Shankar Soni

Phone: 9829373412 &

- Deen Dayal Jaswant Meenakar

Phone: 9509076210

- **Jadayi Karigars:**

- Rahul

Phone: 9509651005 &

- Ashwani Soni

Phone: 9829222198

You could write to the following address regarding suggestions and clarifications:

### Helpdesk Details:

Co-ordinator

Project e-kalpa

Industrial Design Centre

IIT Bombay

Powai

Mumbai 4000 076

India

Phone: 091-22-25767820/7801/7802

Fax: 091-22-25767803

Email: [dsource.in\[at\]gmail.com](mailto:dsource.in[at]gmail.com)

1. Introduction

2. Place

3. People

4. Process

5. Products

6. **Contact Details**