

Design Resource

Plastic Basketry

The Art of Warli Painting

by

Prof. Bibhudutta Baral, Divyadarshan C. S. and

Manmi Dutta

NID Campus, Bengaluru

Source:

<http://www.dsource.in/resource/plastic-basketry>



1. Introduction
2. Tools and Raw Materials
3. Making Process
4. Products
5. Contact Details

Design Resource

Plastic Basketry

The Art of Warli Painting

by

Prof. Bibhudutta Baral, Divyadarshan C. S. and

Manmi Dutta

NID Campus, Bengaluru

Source:

<http://www.dsource.in/resource/plastic-basketry/introduction>

Introduction

From centuries, humans has been employed in creating bags and baskets, using his ingenuity to create different forms and shapes from material available to him. There has been developments over the years with regard to the materials used as well. Almost any pliable material like, grass, leather, fabric, paper, synthetic fibers such as nylon and wire mesh, have opened their way into a designer's workspace in several developments. The oldest known baskets were 10,000 to 12,000 years old. Baskets rarely survive, as they are made from perishable materials. Baskets were used in workshops for storing and transportation during the Industrial Revolution. Baskets are common products to all the countries of the world, be it Asia or North and South America. Weaving of baskets is considered as one of the oldest known crafts in the past of any human evolution. The basket is an everyday necessity in our daily lives. Basket weaving is an art form and a talent which allows women and men across the country to express themselves and their imaginations into various different forms and shapes. Basketry is the knitting of un-spun vegetable fibers, plastic wire, nylon thread, bamboo usually to form a container. Baskets made from wood, vine, leaf, or fibre could be transformed into a required shape. A basket is used to store many things. Each region and its people has their own style of weaving, colour, pattern and general design which make it unique from each other. Baskets are a part of the tradition of every native people, and types of creation differ with the customs and crafts.

Dry fruits are collected, stored, and served in these baskets; liquids are also retained in baskets that have been waterproofed. The variety and distinctive structure makes baskets desirable as beautifications in all cultures. Baskets are one of humankind's oldest art forms, and it is certainly an ethnic and cultural representation filled with myth and motif, faith and representation, and adornment as well as effectiveness. Baskets collection ranges in size from 3 feet in diameter to small figurines 0.25 in diameter. From laundry baskets to picnic baskets, the basket weavers have produced multiple objects for domestic and decorative purpose. Basketry is a craft found all over the country, the choices and styles are boundless and numerous. The tradition is that baskets are defined as containers that are woven by hand from pliable materials. Baskets are purely made for appealing reasons with sophisticated patterns, striking colours, and often more bendable fibers. Various materials are available for creating these beautiful products, which is strong, pliable, and light to carry. Baskets may have distinct bottoms and tops, but they are basically continuous surfaces.

1. Introduction
2. Tools and Raw Materials
3. Making Process
4. Products
5. Contact Details

Design Resource

Plastic Basketry

The Art of Warli Painting

by

Prof. Bibhudutta Baral, Divyadarshan C. S. and

Manmi Dutta

NID Campus, Bengaluru

Source:

<http://www.dsource.in/resource/plastic-basketry/introduction>


1. Introduction

2. Tools and Raw Materials

3. Making Process

4. Products

5. Contact Details



Plastic wires are woven and knotted together to create baskets.



Plastic bags are available in different patterns and sizes.



These baskets are mostly used to carry flowers to temple.

Design Resource

Plastic Basketry

The Art of Warli Painting

by

Prof. Bibhudutta Baral, Divyadarshan C. S. and

Manmi Dutta

NID Campus, Bengaluru

Source:

<http://www.dsource.in/resource/plastic-basketry/introduction>

1. Introduction

2. Tools and Raw Materials

3. Making Process

4. Products

5. Contact Details



To create new patterns more than two colours of plastic wires are used.



Women artisan in the process of making plastic baskets.

Design Resource

Plastic Basketry

The Art of Warli Painting

by

Prof. Bibhudutta Baral, Divyadarshan C. S. and

Manmi Dutta

NID Campus, Bengaluru

Source:

<http://www.dsource.in/resource/plastic-basketry/tools-and-raw-materials>

1. Introduction
2. **Tools and Raw Materials**
3. Making Process
4. Products
5. Contact Details

Tools and Raw Materials

Following are the tools and raw materials used for the process of plastic basketry:

- **Plastic Wires:** Different colours of plastic wires are used to create a basket.
- **Scissor:** Scissors are used in cutting out the measured length of the plastic wires.
- **Round Metal Buttons (Beads):** Metal buttons beads are used as decoration on the plastic basket.



Plastic wires are purchased in bundles from local shops.

Design Resource

Plastic Basketry

The Art of Warli Painting

by

Prof. Bibhudutta Baral, Divyadarshan C. S. and

Manmi Dutta

NID Campus, Bengaluru

Source:

<http://www.dsource.in/resource/plastic-basketry/tools-and-raw-materials>

1. Introduction
2. **Tools and Raw Materials**
3. Making Process
4. Products
5. Contact Details



Scissors are used to cut the plastic wire in equal length.



Round Metal beads are used in decorating the baskets as well as holding the handles.

Design Resource

Plastic Basketry

The Art of Warli Painting

by

Prof. Bibhudutta Baral, Divyadarshan C. S. and

Manmi Dutta

NID Campus, Bengaluru

Source:

<http://www.dsource.in/resource/plastic-basketry/tools-and-raw-materials>

1. Introduction
2. **Tools and Raw Materials**
3. Making Process
4. Products
5. Contact Details



Plastic wires are available in various colours.

Design Resource

Plastic Basketry

The Art of Warli Painting

by

Prof. Bibhudutta Baral, Divyadarshan C. S. and

Manmi Dutta

NID Campus, Bengaluru

Source:

<http://www.dsource.in/resource/plastic-basketry/making-process>

1. Introduction

2. Tools and Raw Materials

3. Making Process

4. Products

5. Contact Details

Making Process

Basketry is an art form which often associations both functional and artistic qualities. Baskets are made for various purposes, which includes food collecting, storage capacity, furnishings, costumes and ritualistic uses. Basketry can spread important artistic knowledge and cultural traditions. Basket weaving usually is practiced by females. There are many varied types of baskets, with numerous differences made by different societies and individual artists. Native peoples has been using basket as their main utensil for their daily lives from a longer time. Numerous other kinds of basketry, supports an important part in Native society. Materials used in making of baskets depends and differs on the type of basket being prepared. A basket used for carrying and storing loads uses rigid, strong material such as roots, whereas a basket made to fold flat needs flexible materials. And baskets created for sale but not for actual use can use fine, thin or subtle materials in its creation. Various elements can be used for decorating the baskets. These materials widely varies in color and structure.

Baskets are constructed and weaved by mainly three weaving techniques:

- Coiling,
- Plaiting
- Twining.

Coiling:

Coiling is a method which includes stitching. A base material is coiled upwards and sewed into the surface. A sharp tool called an awl is used to penetrate a hole in each loop. The stitching part is then put through the hole which stitches the coil down to its below part. Coiled baskets can hold water because they are tightly intertwined in a structure. In the past, coiled baskets were used for many household purposes. These baskets are often adorned with symmetrical themes. Imbrication a special method where the coiled baskets are decorated. Imbrication includes folding the ornamental section under each stitching on the external surface of the basket.

Plaiting:

Plaiting, is a forthright process also known as checker plait, where the weft crosses over and under one warp at a time. When a braided object is flat, such as a mat, it can be challenging to differentiate the weft from the warp. When the weft passes over and under more than one warp, it outcomes in an attractive pattern called as twilling. Plaiting can also be done in diagonal, vertical or horizontal, weave. Many baskets are plaited from the base. While weaving the weft and warp of the bottom are divided into pieces which acts as the warp of the basket sides.

Design Resource

Plastic Basketry

The Art of Warli Painting

by

Prof. Bibhudutta Baral, Divyadarshan C. S. and

Manmi Dutta

NID Campus, Bengaluru

Source:

<http://www.dsource.in/resource/plastic-basketry/making-process>

1. Introduction
2. Tools and Raw Materials
3. Making Process
4. Products
5. Contact Details

Twining:

Twining is a process where the two wefts cross each other forming a pattern. There are many differences of twining, including modifications in the quantity of wefts, the number of warps crossed by the wefts and the position of the warps. Each of these variations changes the surface appearance of the object. The outside wefts are completed with embroidery, creating a design which appears only on the exterior of the object. After an object is completed decoration is added to the object.

The making process begins by selecting a design or regular pattern with proportions. Materials are also gathered or purchased from markets. Depending on the nature of the material the weaving is processed. The base or bottom of the basket is prepared first. For a round basket with a flat bottom the base is made by laying out a series of plastic wires that are stiff and flexible to support the woven material. The strips of plastic wires are lighter, thinner, and more flexible, so that they can be woven easily and can be strong enough to retain the shape. Initially, the wires for the base can be cut keeping in mind the length which will be enough to form the sides of the basket. They are woven with wires and are twisted together but unlike the weaving of textiles, tension is not placed on length-wise threads (the warp) because the fibers are less wires than threads. The sides are also formed by weaving and sewing them down to the base and then up over so they form the outer wall. The sides are then woven with plastic flexible wires that are passed under and over one another forming a pattern. The remaining ends of the plastic wires are used to finish the upper part with a border. The handle of the basket is woven similarly by plastic wires to be strong, durable, attractive, and relatively smooth to touch so it can be held. It is made long enough to prevent the handle from falling out of the sides while using the basket.



Cutting the plastic wire in required length.

Design Resource

Plastic Basketry

The Art of Warli Painting

by

Prof. Bibhudutta Baral, Divyadarshan C. S. and

Manmi Dutta

NID Campus, Bengaluru

Source:

<http://www.dsource.in/resource/plastic-basketry/making-process>



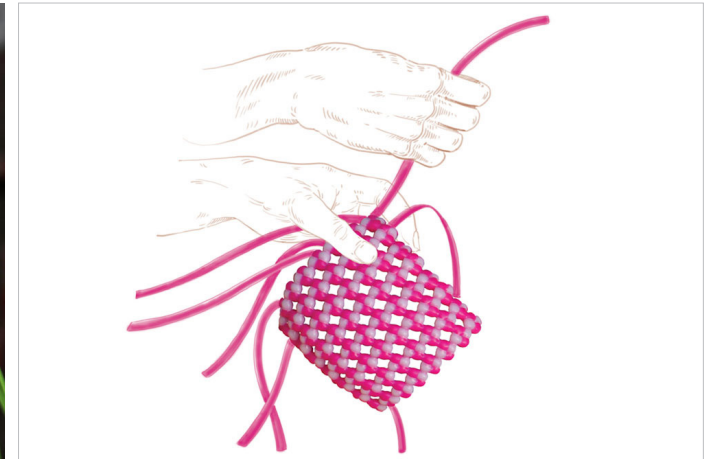
More than two colours of plastic wires are used in weaving of a plastic basket.



The plastic wires are knotted to form a pattern which gives shape to the basket.



The pattern formation of weaving of the basket.



Each wire is knotted which forms a pattern for the base of the basket.

1. Introduction
2. Tools and Raw Materials
3. **Making Process**
4. Products
5. Contact Details

Design Resource

Plastic Basketry

The Art of Warli Painting

by

Prof. Bibhudutta Baral, Divyadarshan C. S. and

Manmi Dutta

NID Campus, Bengaluru

Source:

<http://www.dsource.in/resource/plastic-basketry/making-process>



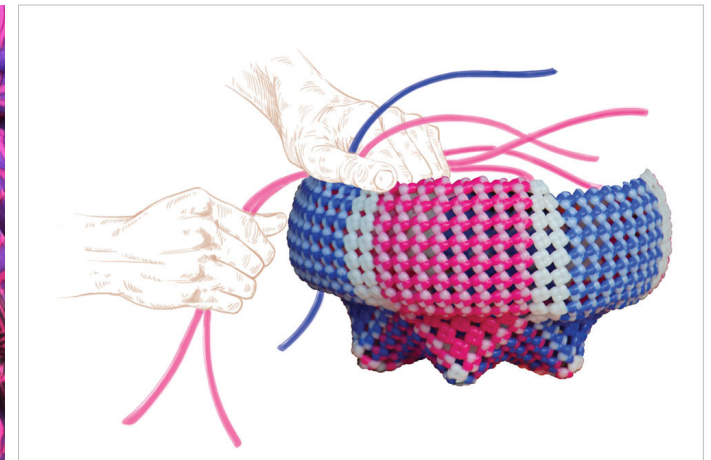
Plastic wire is looped and another wire is inserted into the loop and pulled out forming the knot.



The base of the basket is formed and the same wires are used to make the body of the basket.



Once the body is completed the mouth of the basket is done by making many knots at a time.



The knots made in the plastic basket secure the basket and makes it more durable.

1. Introduction

2. Tools and Raw Materials

3. Making Process

4. Products

5. Contact Details

Design Resource

Plastic Basketry

The Art of Warli Painting

by

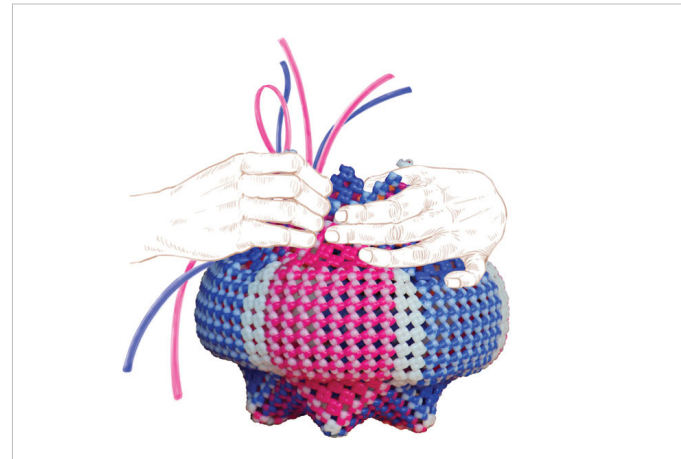
Prof. Bibhudutta Baral, Divyadarshan C. S. and

Manmi Dutta

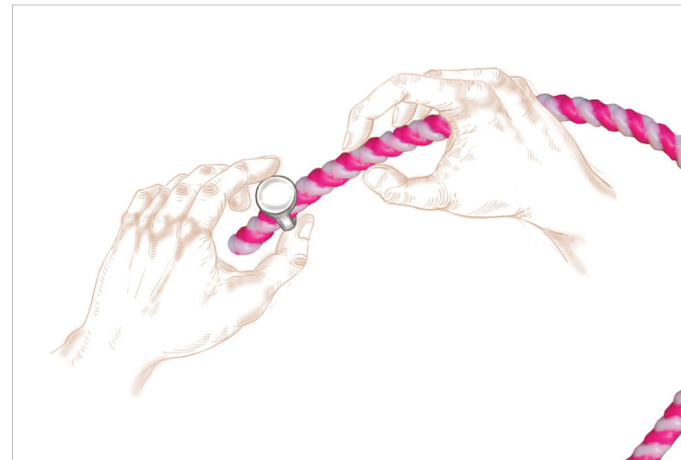
NID Campus, Bengaluru

Source:

<http://www.dsource.in/resource/plastic-basketry/making-process>



The finishing of the basket is done by plastic wires with the knots at the ends.



Round metal beads are used in decorating the baskets.



The beads are inserted inside the handles and tied along with the basket.

1. Introduction
2. Tools and Raw Materials
3. **Making Process**
4. Products
5. Contact Details

Design Resource

Plastic Basketry

The Art of Warli Painting

by

Prof. Bibhudutta Baral, Divyadarshan C. S. and

Manmi Dutta

NID Campus, Bengaluru

Source:

<http://www.dsource.in/resource/plastic-basketry/products>

Products

Baskets:

Different types of baskets with varying colours and size are made for offering the deity residing at the temple of Melukote. Plastic baskets vary in prices according to their sizes.

The cost of a basket starts from Rs 150.



Plastic basket made of four colours.



Intricately weaved fancy plastic basket.

1. Introduction
2. Tools and Raw Materials
3. Making Process
4. **Products**
5. Contact Details

Design Resource

Plastic Basketry

The Art of Warli Painting

by

Prof. Bibhudutta Baral, Divyadarshan C. S. and

Manmi Dutta

NID Campus, Bengaluru

Source:

<http://www.dsource.in/resource/plastic-basketry/products>

1. Introduction
2. Tools and Raw Materials
3. Making Process
4. **Products**
5. Contact Details



Beautiful combination of plastic wires.



Colourful plastic baskets are used for carrying flowers to the temple.

Design Resource

Plastic Basketry

The Art of Warli Painting

by

Prof. Bibhudutta Baral, Divyadarshan C. S. and

Manmi Dutta

NID Campus, Bengaluru

Source:

<http://www.dsource.in/resource/plastic-basketry/products>

1. Introduction
2. Tools and Raw Materials
3. Making Process
4. **Products**
5. Contact Details



Plastic weaved handbag for ladies.



Bright colours are used in making of the plastic baskets.

Design Resource

Plastic Basketry

The Art of Warli Painting

by

Prof. Bibhudutta Baral, Divyadarshan C. S. and

Manmi Dutta

NID Campus, Bengaluru

Source:

<http://www.dsource.in/resource/plastic-basketry/contact-details>

Contact Details

This documentation was done by Prof. Bibhudutta Baral, Divyadarshan C. S. and Manmi Dutta at [NID Campus, Bengaluru](#).

You can get in touch with

- Prof. Bibhudutta Baral at [bibhudutta\[at\]nid.edu](mailto:bibhudutta[at]nid.edu)

You could write to the following address regarding suggestions and clarifications:

Helpdesk Details:

Co-ordinator

Project e-kalpa

R & D Campus

National Institute of Design

#12 HMT Link Road, Off Tumkur Road

Bengaluru 560 022

India

Phone: +91 80 2357 9054

Fax: +91 80 23373086

Email: [dsource.in\[at\]gmail.com](mailto:dsource.in[at]gmail.com)

1. Introduction
2. Tools and Raw Materials
3. Making Process
4. Products
5. **Contact Details**