

dream:perfect

Palash Vaswani

Project 3

05.05.09

Project Guide

Prof. Nina Sabnani



The background of the slide is a soft, pink watercolor wash. It features a darker, more saturated pink area in the top-left corner that fades into a lighter, almost white pink towards the right and bottom. The texture is organic and painterly.

The Beginning

Discussing dreams with friends

How dreams reflect the truth

Hanging onto some good dreams/ recurring dreams

A method of story-telling, opens a world of possibilities

Approach

Watching Films

Being John Malkovich


Eternal Sunshine of a Spotless Mind

What Dreams May Come

The Science of Sleep

The Fountain

Films by George Melies



Approach

Reading

Animation Unlimited - Innovative Short Films since 1940

Liz Faber and Helen Walters


Circular Ruins

Jorge Luis Borges

The Interpretation of Dreams

Sigmund Freud

The History of Dreams in Ancient Cultures



Approach


Freud's fundamental conclusion about dreams is that "wish-fulfillment is the meaning of each and every dream, and hence there can be no dreams besides wishful dreams." Further, dreams are not meaningless but are in fact "constructed by a highly elaborate intellectual activity."

Approach

Visual Study

Paintings by René Magritte

Illustrations



Concept Exploration

Do we dream or dreams dream us

A dream that is in love with a person

Cultures and Dreams

A person who wanted to be somebody else in his dreams

A murder mystery

Close to final

At first, the concept was based on the theory that if we see things continuously for a long time, they are bound to come in our dreams.


A story of a guy who is in love with a girl. In reality he can't be with the girl so he arranges a perfect dream to be with her.

The guy tries to surround himself with things related to the girl in order to have a perfect dream about them together



Final Concept

A guy in love with somebody from the past and is unable to get over it. He keeps building the perfect life with his idea of the perfect woman in dreams. But like all dreams end, he ends his dreams by coming to terms with reality.




Initial Sketches




Initial Sketches



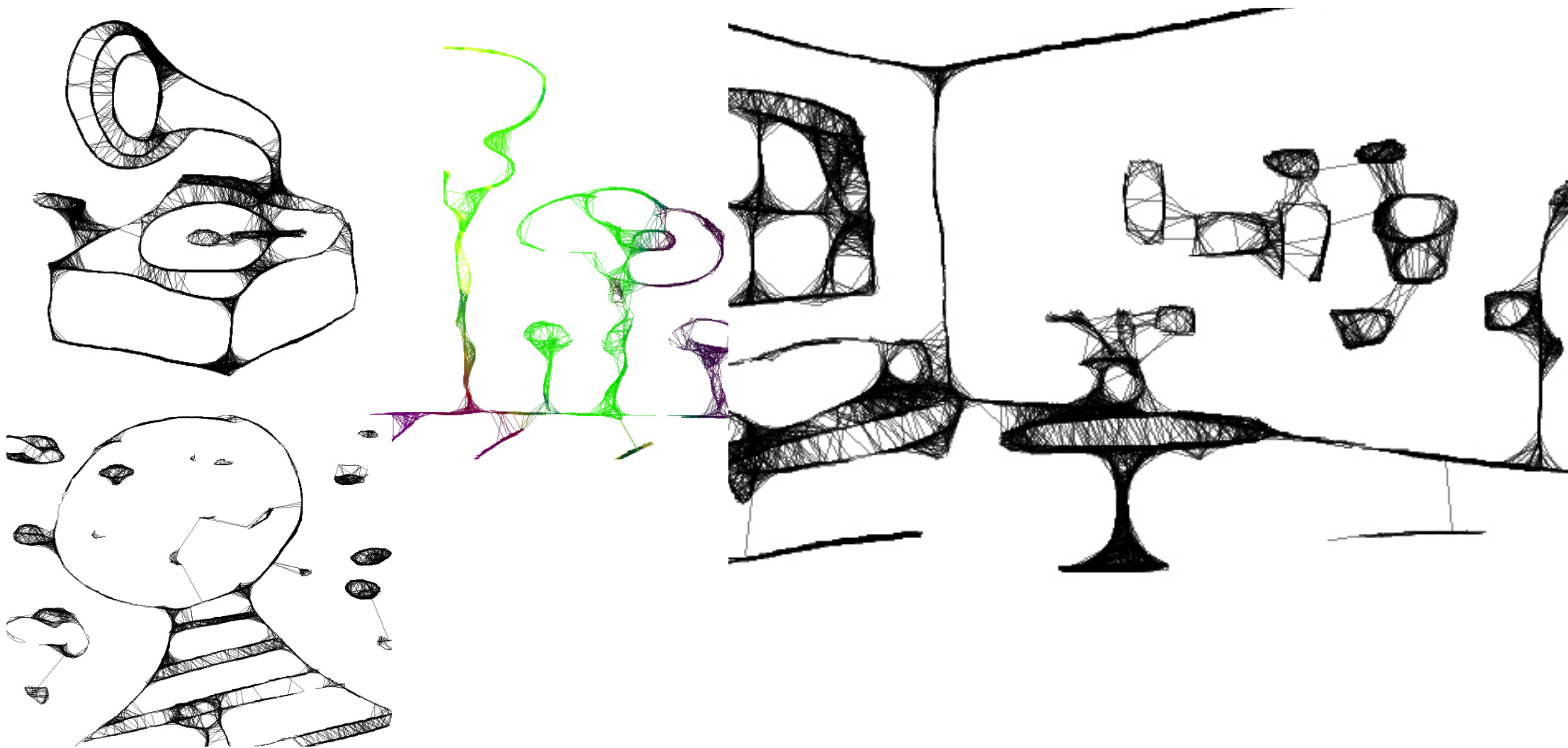
Concept Art




Concept Art




Concept Art



Characters



Abir



Riya




Rishab

Story-boarding



Treatment & Props



Setting the mood with symbols like stars,
rain, record player, candles and wine.


Using inks to create a dreamy effect.

3D effect in a 2D environment, lighting

Use of black and white and colour







Treatment & Props



Technique








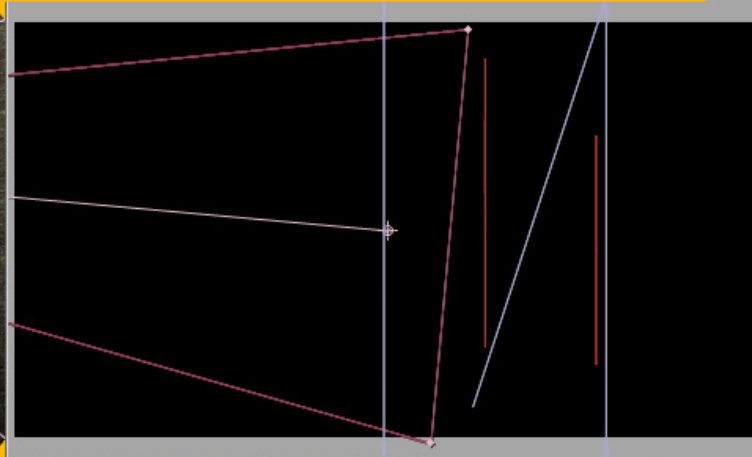
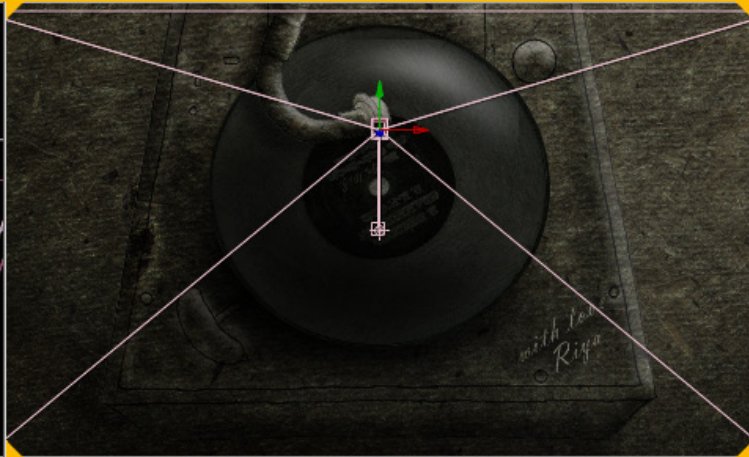




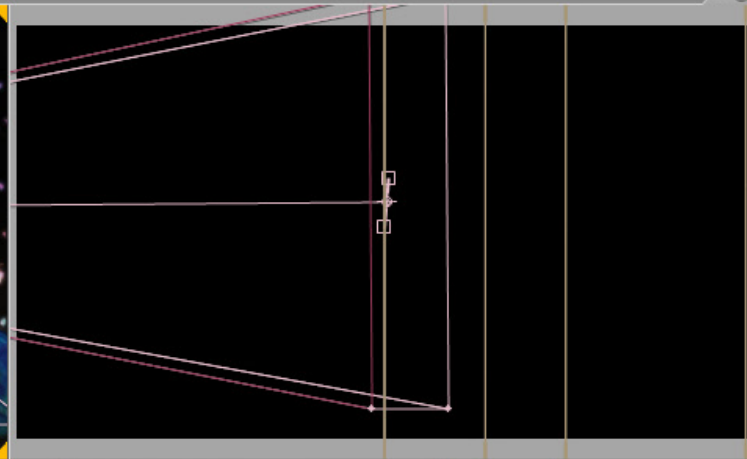
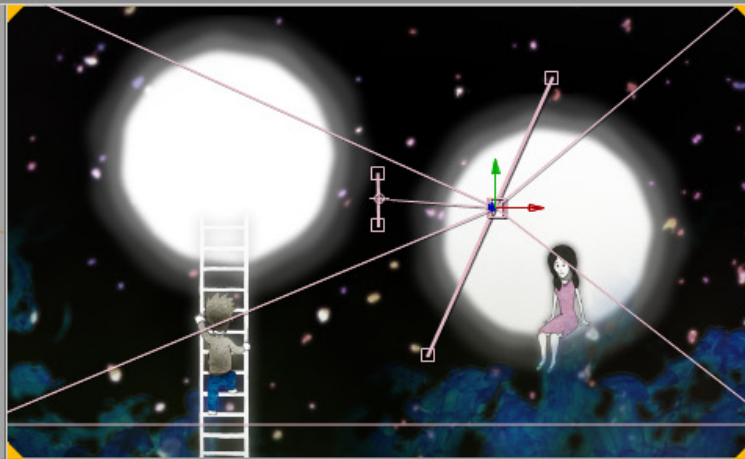
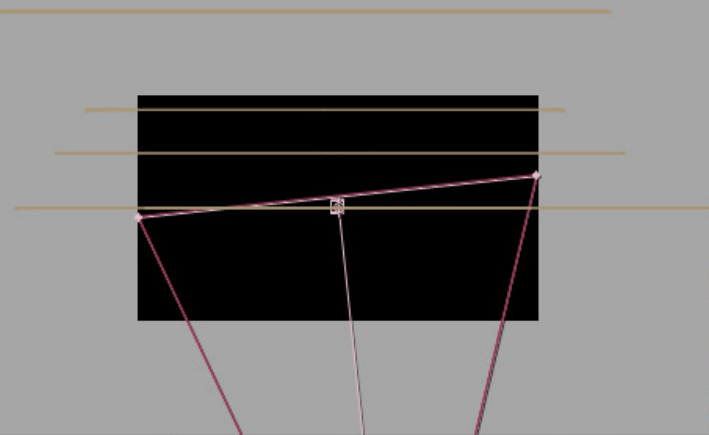
















Sound & Editing

The “lost and lonely” effect

The environment is dark and grey to create the feeling of loneliness

Long shots, parallel cuts, fast cuts and fades

Acknowledgements

Guide Prof. Nina Sabnani

Special Thanks to

Prof. Sumant Rao

Dr. Ajanta Sen

*Varun, Taruja, Girish, Juny, Sameer, Ajay, Soumya,
Dhuri, Hemanth, Ketki, Karthik, Milind, Ratika, Kavita,
Prajwal, Sachin, Kunal and Vaibhav*