

SUMMER INTERNSHIP PROJECT REPORT

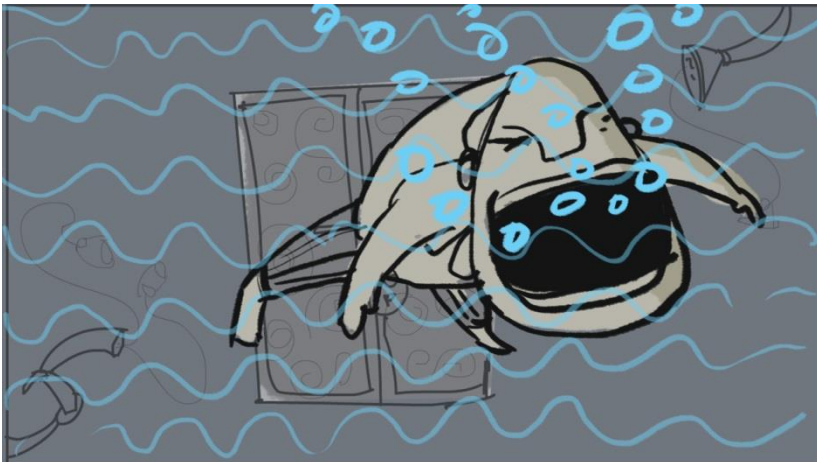
Guide :

Mr. Aashish Mall

(Paper Boat Animation studios, MUMBAI)

Mr. Avadoot Bichkar

(Matte Artist, Paper Boat Animation studios, MUMBAI)



Submitted by :

Abhishek Verma

126340008

Junior Animation and Film Design [2012-14],

IDC, IIT Bombay

ACKNOWLEDGEMENT

During my Summer Internship Project at Paper Boat Animation Studio, Aashish, Mayank, Avadoot, Manav, Ankita, Mahendra and Ajit were extremely supportive and motivating. Their guidance helped me to channelizing my efforts constructively. It is my good fortune to have somebody like them to guide me all along. I want to thank all my colleagues at the studio for sharing ideas and helped me improve my work through creative interactions and valuable suggestions.

DECLARATION

I declare that this written submission represents my ideas in my own words and where other's ideas or words have been included, I have adequately cited and referenced the original sources. I also declare that I have adhered to all principles of academic honesty and integrity and have not misrepresented or fabricated or falsified any idea/data/fact/source in my submission. I understand that any violation of the above will be cause for disciplinary action by the Institute and can evoke penal action from the sources which have thus not been properly cited or from whom proper permission has not been taken when needed.



Signature

Abhishek Verma

Name of Student

CERTIFICATE



Date: 12th June, 2013

TO WHOMSOEVER IT MAY CONCERN

I hereby certify that Mr. Abhishek Verma, Roll No.126340008 has completed his Internship in our Organisation for a period of one month from 10th May 2013 to 12th June 2013. During his Internship he worked on Pre – Production & Animation Pipeline.

His work was excellent & satisfactory.

Jennifer Lobo
HR,
9167903184
Paperboat Animation Studios.



CONTENTS

COMPANY PROFILE	6
GUIDE	7
DESIGN BRIEF	8
PROCESS	9
MINOR PROJECTS	
MI (A) BASICS OF PERSPECTIVE DRAWINGS	11
MI (B) TEXTURING IN PHOTOSHOP	13
MI (C) FLASH ANIMATION TECHNIQUE	16
MAJOR PROJECTS	
ANIMATION PRODUCTION MANAGEMENT	18
PROJECT ON RHYME: “RAIN RAIN GO AWAY”	20
SCRIPT	21
SCREENPLAY	23
STORYBOARD	27
LEARNING/CONCLUSION	31
BIBLIOGRAPHY	32
REFERENCES	33

COMPANY PROFILE

Began with 3(Ashish Mall, Saumitra Ranade & Mayank Patel), now 30. Driven by passion and interest, they like to work on stuff that they believe in. With an approach to be and become a part of this Indian animation renaissance movement. Possessing a wide dimension portfolio from animation to live action, print to Apps design and text books to games. Some of the successful hits owing to the studio; live action: JAJANTRAM MAMANTRAM (2003), ALBERT PINTO TO GUSSA KYU AATA HAI (on-going); ANIMATION: GGBB, KARADI TALES, LAL BUZAKKAD and many more.

It is located in:
Paperboat Animation Studios
801, Sai Arpan, Sai Complex,
P G Vora Road,Mira Road East,
Thane 401107.INDIA

CONTACTS:
contact@paperboatanimationstudios.com
www.paperboatanimationstudios.com



GUIDE:

Mr. Aashish mall

An alumnus of Art College, Indore & ZICA Animation Institute. Mumbai.

He has Directed numerous Short animation films. Some of these have been Screened at various international film festivals. His short film "SARASWATI" received UNICEF best film award t Bangkok. He is one of the founder member of Paper boat Animation Studios.

Mr. Avadoot Bichkar

Matte & Bg Artist in Paper Boat Animation Studios.

DESIGN BRIEF

The objective for summer internship was to gain exposure to the industry, having no prior industry experience. Being inclined towards Animation: specially stylized animation including flash based animation & animation production pipeline, i wished to work with directors ,artists or animators expertise in the mentioned domain , giving me exposure & experience to carry out my further upcoming animation projects with ease. Desire to know the in depths of animation techniques & production planning in the industry made me does this internship with Paper Boat Animation Studios, which is a well-known Animation Studio in Mumbai.

PROCESS

The internship process designed for us by Mr. Aashish, which compromise of the learning how to execute an idea to an animation with an aid of animation production planning pipeline. It was also adjunct with the know-how of several techniques on execution required in the process of post-production. Photoshop, perspective drawings, concept on composition, layout planning and flash techniques were some of those.

30 days of internship was planned on the basis of pre-production and partial brief on post-production phase. So learning on first phase included perspective drawing, Photoshop, planning layout, following composition rules, designing master bg (back-ground) and animatic. Second phase was brevity on flash technique on cut out animation with few live production examples.

MINOR PROJECTS


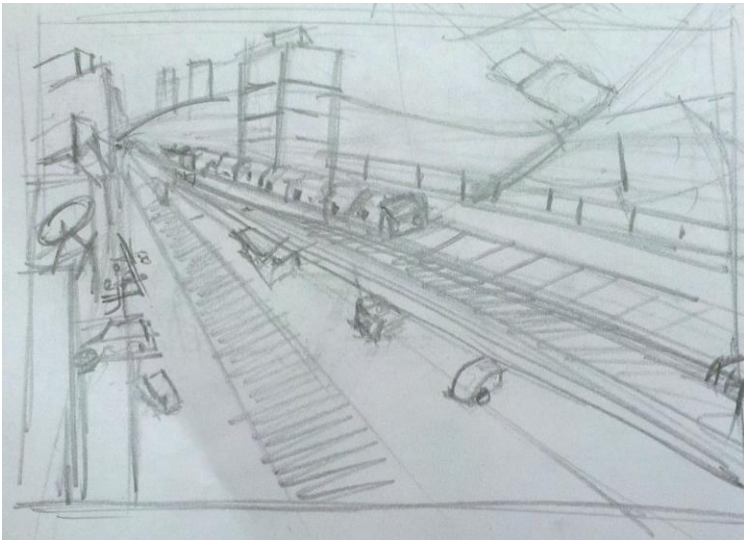

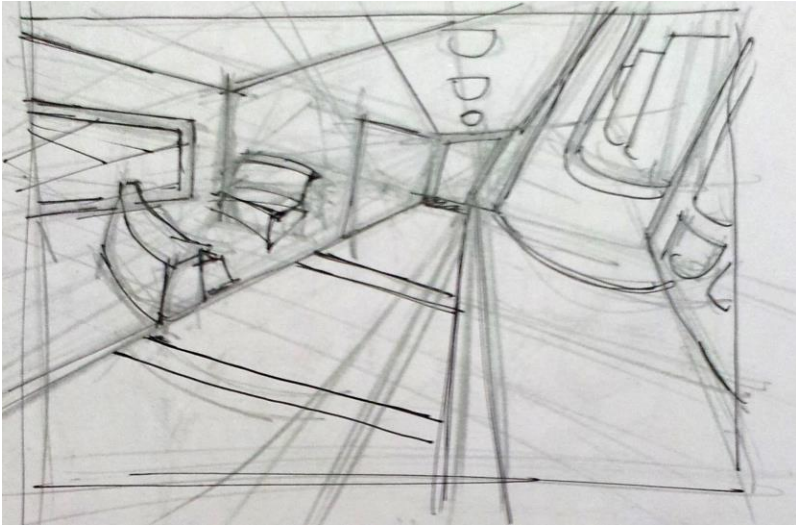
(Learning basics of perspective drawing , Photoshop and flash animation techniques)

MI (A) BASICS OF PERSPECTIVE DRAWINGS

In the phase of designing animation production , 'BG' layout with composition plays an important role in planning and gives a space to the total work load being reduced to great extent. Developed layout, later will have sync test with the originally designed character. Thus it makes relevant for one to have well understood sense of perspective drawing.

- Few interior perspective
- Mira road railway station
- Rough developed bg's





MI (B) TEXTURING IN PHOTOSHOP

Photoshop establishes a bridge between the manual art and the digital. It delivers technology that makes things work faster in perfection supporting us with zillions of options.

*texturing

*lightning

*dark and light



Light and shade.



Texturing



MI (C) FLASH ANIMATION TECHNIQUE

Flash is one of the most compatible software available for animation and vector art illustrations. Some of its features like tween in shape and frames provide a great ease in execution during animation post production. It is one of the most accounted software used by leading animation studios around the globe.

MAJOR PROJECT

(Production pipeline and a short film on rhyme “ RAIN RAIN GO AWAY”)

ANIMATION PRODUCTION MANAGEMENT

Production is divided into Animation studio / direction team/ Marketing team

Animation Studio

Studio manages the whole project under two major divisions:

Pre-production

Post –production.

It happens usually that some section of pre-production are usually inherited or being already conceived and studio starts their procedure from the treatment of an idea.

The whole process of animation production pipeline is being followed by animation studio in order to keep track of the work progress, status scrutiny of development and meeting deadline.

The caricature of animation production looks like:

- Idea- basic theme/keyword/phrase/citation/news/situation/or any adaption.
- Script+dialogue- idea being developed into a story with a conceived characters, environment and situation.it can be fictional or non-fictional.
- Screenplay – [final sound dubbing+ scene breakdown]- screenplay is the script which follows strict time constraint and mobility of the scenes with characters.
Scene break down manages the entire flow of screenplay. It delivers the details and estimation to the story very wisely.
It is further classified into SCENES-SEQUENCES-SHOTS.
Generally Scene break down is being managed by the assistant directors.
- Treatment and stylization
One of the milestones for making the work efficient for the post production planning and work to move through in ease.
It is classified as concept art and character designing.
- Thumbnail STORY BOARD
One of the most important steps for delivering the idea in consecutive visuals. This is being manage very quickly and roughly, just done in order to get the flow of the execution.
- Final STORY BOARD

In the section of final storyboard , works are being executed in little detail with rough layouts and well look and feel of the characters. These are the relevant sections which are being used in the development of ANIMATICS with proper sound.

- **ANIMATICS/ STORYREEL**

Animatics serve the guideline formula for the core animation as it directs the core one with timeline constraints.

Post Production

In the approved accordance with the pre-production team , post-production is being followed. It is defined for the execution of the main idea.

It has the following classification:

- ANIMATION
- VFX
- EDITING
- OUTPUT WITH PROPER SOUND
- DISTRIBUTION

PROJECT ON RHYME: "RAIN RAIN GO AWAY"

IDEA- Rhyme to be served as a purpose of social issue rather feeding entertainment to kids.

History of "Rain rain go away" poem

The origin of the lyrics to "Rain rain go away" is said to date back to the reign of Queen Elizabeth I (1533-1603), one of the English Tudor monarchs. During this period of English history there was constant rivalry between Spain and England culminating in the launch of the Spanish Armada in 1588.

The Spanish Armada consisted of many Spanish galleons and was sent to invade England. The Armada was led by Duke of Medina Sedonia and the the fleet numbered over 130 ships. The English fleet, under Admiral Lord Howard, totalled 34 small Navy vessels and 163 armed merchant ships. But the great Spanish Armada was defeated. Only 65 Spanish galleons and just 10,000 men returned to Spain. The attempt failed, not only because of the swift nature of the smaller English ships but also by the stormy weather which scattered the Armada fleet. Hence the origin of the "Rain rain go away" Nursery rhyme!



Picture of Sir Francis Drake playing bowls on Plymouth Ho prior to defeating the Spanish Armada.

Rain rain go away,
Come again another day.
Little Johnny wants to play;
Rain, rain, go to Spain,
Never show your face again!

SCRIPT:

'PARADOXICAL ME'

Mr. Careful, 48, once a narcissist in extent, is being left with few hairs budging down his temple, flat pen shaped nose running down joining his jaws with mouth appearing as black blotch on an oval shaped peer. Well-developed beard, thick bottle green-black in color. Short heighted. Short-thick-rounded lowered limbs look like being an amputee from far. Legs appear flat like an old thick rounded tree being cut, remained in its one fourth of state, feet joining the lower end as primitive rectangular object with its edges slit into 5 sections forming fingers all of equal dimensions.

Mr. Careful being progressed with age became indolent and slothful towards his nature of his narcissism. His earlier obsession of self-adoring made him hung the portrait of his from age of nine to thirty nine. but his present state has become more sluggish and self-deceptive in all situations of daily routine. He never shaves, he often changes and washes his clothes. Overall he has transformed himself into Mr. Careless from being so called Mr. Careful.

A morning, just after the second day of his 48th birthday he went to follow his as usual daily routine. his fish, so called by him as a "reminder", is caged & kept in a petite mouthed water bowl with a tap in it. Water from that tap was continuously dripping out, knocking out medium

tipping sound in the floor, committing the danger to the life of 'reminder' with each drop releasing out of the bowl. The sound was loud enough to be heard by Careless, but he wished to remain oblivious to the things being carried round him. He came out of the loo.

'awwwwwwwww,' he yawned.

He moved closer to the wash basin. Just above the basin there lied a half human sized mirror, a cupboard towards left and two consecutive taps, slightly different in vertical heights lied to its left. 'AWWWWWWWWWWWWW,' he yawned with a wide mouth open, as he was going to eat his whole volume of head himself without even sharing with himself.

His short bulky hand moved towards the tap built in the wash basin. He

Opened the tap. Water profusely flown out the tap as if the neck of a human body is tripped with a shard shining blade. Water continuously tried to deluge the wash basin. Careless with his eyes half closed tilts towards his left and try to deliver his short hand into the cupboard, palm fidgeting in the search of razor, razor gripped. Then he prepares his right hand to move towards the tap situated in his right to prepare water for bath. He opens both the tap one after another. Similarly the sharp streak of water throws herself out of the tap as if they were caged for billions of years. Water being dozed from all the three taps profusely and Careless

determined to clean himself. He scratches his thick wirey beard with razor.

'Zrrrrrrrrrr.... Kkkk rrrrrrrrrr.'

He continued to remove hairs from next side , then next , then top and he continued being ignorant , water being deluging basin and bucket simultaneously .

'zzzzzzrrrrrrrrrr.. kkkkkkrrrrrrrrrr.'

Suddenly he chokes and eyes bewildered seeing himself inside the mirror , with the water level inside the mirror shoots up. He started to drown.

'Uuuuuuuuuuu...pppppppp,' air from his mouth seeks out bubbles.

He is completely submerged into the drain of water inside the mirror. Seeking help. Asking help but can't shout, instead bubbles drench out in force. The more shout the more air balloons. The tap on the right and the shower in the left extends their black wire like whim with a valve to their end to condense up and compresses careless.

Water flow inside the mirror calms down. A well carved lock hung itself into the latch, positioning itself in a gate, gate being into the opposite side inside the actual mirror. Now Mr. careless is being transformed into Baby careful , the same person with age of 9 years. The outside external sound remains restricted inside the mirror world. Baby Careful loved the water inside and started dancing singing the beautiful rhyme.

"Rain rain go away,

Will u come another day

We are wasting you anyway ,

All the way , all the way,

Rain rain go away," little careful danced to this theme rhyme and jumped outside the mirror boarding all the water inside the mirror into himself and making it drawn into the basin.

Water stopped. Two taps on right dried expect the attached tap to the wash basin haggling to release its last drop into the small perforated basin's deep pipeline well.

Attached tap sounded, "Tap....", a silence breaking sound echoed in bathroom making the reminder's bowl leaks somewhat prominent to be heard in miniscule.

Careless had a set aback with all this, he was then into reality. Eyes reflecting the last visuals of the water drop. He was shocked to see himself as half shaved, unclean & wild, featuring sapiens having a life without water. He tapped the basin tap, not a single drop was being ready to be release out. Similar were repeated with other taps, taps dissented. Careless groaned.

In a moment he got reminded of reminder's bowl leaks. He rushed and swirls the tap's cork clockwise seeing the shot down water level in reminder's bowl in regret. Reminder still fanning her tail, struggling, outside the water and her gills inside.

SCREENPLAY

INT. GUEST ROOM MORNING
camera pans.

across the pictures, hanging across the wall. at the end
camera focuses on the transparent water bowl having a small
opening with a tap outside, a fish named REMINDER kept
inside it. Tap leaking.

CUT TO

INT. GUEST ROOM MORNING
low angle.

Top view of door shattering, making a loud noise as somebody
getting inside and banging the door back.

CUT TO

INT. BATHROOM CONNECTING GUEST ROOM MORNING
MEDIUM:front camera mirror view

Mr. CAREFUL slowly comes in front of the camera
yawning.picks up the shaving razor from the cupboard
positioned to the left of wash basin.

CUT TO

CLOSE UP:hand and basin

opens up the tap of wash basin and then open up other two
taps associated on the right hand side of basin.picks up the
shaving cream and punch it.

CUT TO

MEDIUM:front camera

fuse the cream onto his cheeks and start shaving from left.

CUT TO

CLOSE UP:reminder bowl's

tap is leaking from reminder's bowl.

CUT TO

MEDIUM:front camera

shaving to right,front and slightly left. suddenly water
inside the mirror starts filling.

Mr. CAREFUL starts drowning into it. Gasping for oxygen.

CUT TO

CLOSE UP:basin tap and taps on right

water being deluged from basin tap and other two taps too.

CUT TO

MEDIUM:front camera

Mr. CAREFUL starts drowning into it. Gasping for oxygen.

ZOOM IN

INT.INSIDE MIRROR FILLED WITH WATER

Mr. careful lands inside the mirror and two strings from the

tap and shower compresses it into baby careful. Baby careful starts singing the song going back and forth from mirror to the rear wall.

BABY CAREFUL
(tumbling from left to right)
rain rain go away
(from front mirror to rear
gate)
will you come another day
(Rear to front mirror)
we are wasting you anyway, all the
way , all the way

ZOOM OUT (TO MIRROR OUTSIDE)

INT. GUEST R

BABY CAREFUL
(he jumps outside the mirror
and drags water to the drain)
rain rain go away

DISSOLVE

INT. BATHROOM CONNECTING GUEST ROOM MORNING
MEDIUM:low side angle

Mr. Careful hits the tap from below and groans.then moves to the next two taps and tries to drag one out of the fitting but the tap reverts itself back to the fittings.

MR. CAREFUL
(tapping basin tap)

ufffffffffffff

MR. CAREFUL
(fidgets with the shock as tap
reverts)
ufffffffaaaaaaaaaaaaaa

CUT TO

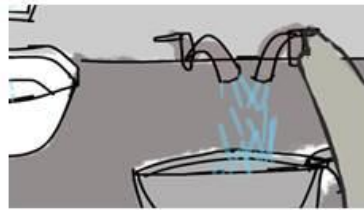
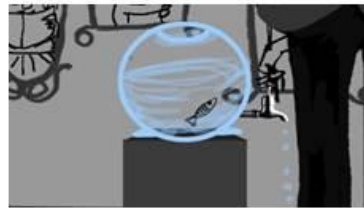
INT. GUEST ROOM CONNECTING BATHROOM MORNING
CLOSE UP:reminder bowl's

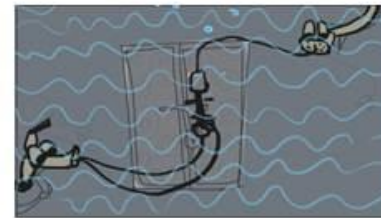
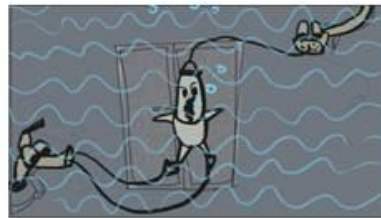
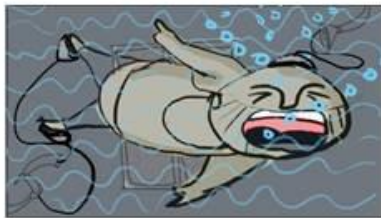
tap is leaking profusely, committing REMINDER to the danger
zone with every leaks.

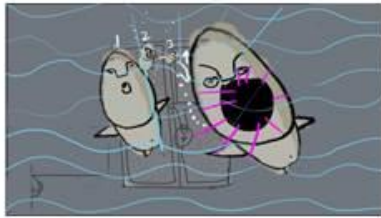
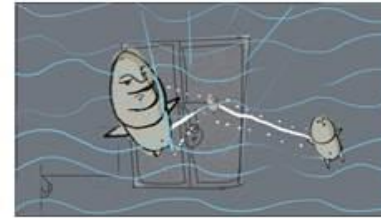
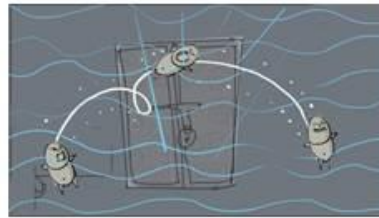
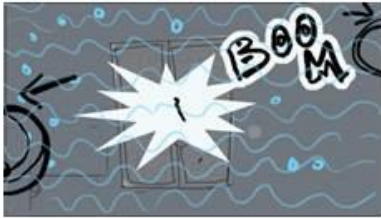
Mr. Careful comes looks at the REMINDER and closes the tap.

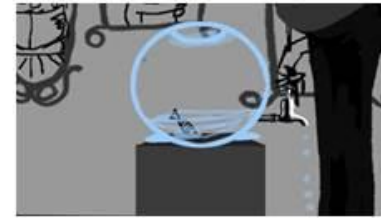
FADE TO BLACK.

STORY BOARD









Final story board

LEARNING/CONCLUSION

Juxtaposition method followed on Animation production pipeline with a real time project, helped me in lucid planning of production and readapting myself under the constraint zone of meeting deadlines with quality output. It embedded several others know-how sessions: technical skills, planning the post-production, market awareness of animation industry, requirements, art history references, animation bibliography & movie screening, committed a lot to me in understanding art and awareness on several other fields of cinema. Overall working in a professional setup helped imbue confidence in order to handle my upcoming and future projects in ease.

BIBLIOGRAPHY

Up (Disney/Pixar Up) (Little Golden Book)
by RH Disney

My Neighbor Totoro Picture Book (The Art of My Neighbor Totoro)
by Hayao Miyazaki

REFERENCES

<http://www.rhymes.org.uk/>

<http://www.paperboatanimationstudios.com/>

<https://www.google.co.in/>

<https://www.amazon.in/>