

Project 2

Animated short film 'Lantern'

Guide: Prof. Shilpa Ranade

Girija Likhite

Animation 08634802

IDC, IIT Bombay 2009

C o n t e n t s

- Introduction
- Abstract
- Inspiration
 - Why this topic?
- Research
 - Memories
 - Old age
 - What is fear?
 - Fear of death
- Study & Inspirations
 - Films
 - Books
- Story Concepts
- Story Development
- Final Story
- Storyboard
- Character concepts
- Look and Feel
- Concept Art
- Style explorations
- Animation Technique
- References

I n t r o d u c t i o n

“Again and again the slow wits seek rebirth,
Again and again comes birth and dying comes,
Again and again men bear us to the grave”

- Samyutta Nikaya

Humans, animals as well as all born into this world, young or old, all fear death because they love to live and not to die. This is the natural phenomenon from which none can escape. Death, in whatever form, is painful because separation from kith and kin is sorrowful. How much ever we all may deny, each of us fears death at some point of a time in life. More than death the greater fear is of the departure from the loved ones and their beautiful memories. Specially when one knows that his time has come!

Topic of my film is ‘Old age and Fear of death’. This film is about an old lady and her state of mind, just after her realization of approaching death. Its about her struggle to hold on to her beloved memories of her past life while trying to push away the forthcoming inevitable darkness.

A b s t r a c t

'Old age and fear of death' is the topic that I chose for my project. This report will give you a complete idea of why I chose this subject and how I went about developing this project. I started with the research. As I chose this subject after seeing the fear of death that my granny faced on her death bed, I went back home gathered all her memories. Also went through experiences of other people in similar situations. Read a lot on near death experiences and fear.

After which you will come across all the study that I did by watching various films related to my subject and also few not directly related but in many ways inspirational.

Then you can go through all the concepts I came up with in order to develop the story and how the final story was developed gradually based on the selected concept. And then comes the storyboard. Which gives a complete idea along with the visual interpretation of my story.

You will also get to see the character development and the concept art that was created while exploring the look and feel for the film. After finalizing on the look and feel of the animation I started working on the techniques to achieve the same. Here you will also get to know the step by step development in the technique I have used in order to get the intended look to the film.

I n s p i r a t i o n

When I had to think of a topic for the project, I immediately went back in my memories and started to make a list of things that have touched me so far; and the first thing that appeared in front of my eyes was the unforgettable hug by my grandmother. It was not an ordinary hug it was a plea for life that she wanted to live. It was a plea for rescue from this painful old age she was suffering through. Even the memory of that warm hug gives me goose bumps! And hence I thought why not make a film on something like this which is so priceless, that taught me so much about life!

The topic is very special to me as it has born from personal experience. I belong to a joint family, where grandparents were always around me. As I was growing up I have seen my grandparents also grow older by every passing year of my life. True inspiration is my Grandmother whom I have seen on her deathbed for a long time fighting with her death with a great will power as she wouldn't let go of her attachments, her loved ones and her memories. She loved life and letting go of that was something impossible for her!

I n s p i r a t i o n

Time I spent with her in her last few days is something I can never forget. Her fear of darkness, her fear of lying down on the bed, not wanting to close her eyes at night due to fear of not waking up next morning, some small small things like these which we fail to understand unless we reach that stage in life.

While she was on the deathbed, she would want us around her all the time. As lights used to go off at night she would call me or my mother and hug one of us tight and refuse to lie down on the bed. Some such moments I shared with her in her time of suffering have really touched me deep inside; not because she was my grandmother, but because of the realization of one of the inevitable phases of life through which each one of us has to pass! And that is why I thought of capturing those unforgettable moments through this film to let each of us realize the bitter truth of life and death.

R e s e a r c h

Memories

Since the topic came from my memories, going back in the memories of my grandmother was the best research I could start with.

So I started to write about her. About all the things I could remember of her. I started listing down things which create her portrait in my head.

"It is not easy to see someone die in front of you every single day, especially when you know that you can't do anything for that person but wait for the death herself to rescue him from the pain.

My grandmother was a family person like most of the grannies. All her life she stayed at home and took care of her husband and her family. I never saw her complain about anything! All she loved was being with her people.

Even though she stayed at home all the time, she always used to be well dressed in a spick-and-span saree, perfectly done hair with her favorite yellow flowers in it, a big red bindi and heavy gold mangalsutra with those tinkling green glass bangles. She never sat idle, she would keep making phoolvati, or botvi for kheer or would make chandan paste for pooja.

She loved festivals as they would get people together. She never compelled us to follow the traditions blindly, but taught us to preserve our culture. She was an excellent cook and a big food lover.

R e s e a r c h

But my relationship with her was much different than the conventional grandmother-granddaughter relationship that we read in almost all the story books. Due to some reasons we were never that close, but there was some affection which was felt most in her last few days.

As I remember her, as a person she was very shrewd but with growing age I saw her became a much softer person.”

After I went through her memories, I noted down all the special moments about her that I remember which could be useful for my story in order to make it interesting by giving a personal touch.

- When I was young she would tell me stories of her childhood and all the memories of her good old days. I remember these old memories used to just lit her face up!
- I used to love the tinkling sound of her green glass bangles, Specially when she used to sit on the floor and make chandan paste by rubbing the sandalwood on the flat round stone.
- Her fascination for the yellow fragrant flowers.
- Hatred for the vegetables which was so unlike all other grandmothers and love for the sea food.

R e s e a r c h

I also spent some time with my family and gathered their memories of Granny and experiences during her last few days. I recorded few interviews with my mother and also with grandfather from which I got lot of interesting information.

Aajji from mom's point of view

My mom has spent maximum time with her in her last few days. She wanted my mom around her all the time. She feared being alone. Mother says, even though in past granny was not that nice to her in her last days she did not miss any chance to express her love and trust towards her. She used to keep asking about her favorite belongings and things she was attached to the most and every now and then she would tell my mom what to do with those things after her.

- *Certain things were helpful out of above conversation. Like, fear of being alone or maybe of dying alone. Secondly, attachments with certain belongings, which hold some memory of past.*

R e s e a r c h



Aajji from grandfather's point of view

He says, she being the closest person to him he hated to see her suffer. Sitting next to her all the time and seeing her on the deathbed made him feel helpless all the more. But according to him her will power towards life was incredible. He also says she loved her grandchildren more than anything. Today he remembers all the good moments they shared together and sometimes, he also sees her deathbed visions! He claims, few times he saw her standing next to his chair out of no where and he felt she wanted to talk to him. As soon as he asked her something she disappeared!

- *Now, this was very interesting! Today he is really old, suffers from memory loss and almost counting his days. After having this talk with him I researched on hallucinations in old age. After which I got to know these hallucinations of seeing old age or on deathbed are called '**Deathbed Visions**', which is a natural phenomenon. In which people on deathbed hallucinate or start seeing people who are already dead. And it is said that this phenomenon makes death easy for the person dying.*
- *One of the concepts were based on the idea of hallucinations on the deathbed.*

R e s e a r c h

Memories



R e s e a r c h

Old age

I also started reading about old age, their behavior, their problems, their lifestyle, mental state, etc. I also spent some time with my grandfather and observed a lot of things which helped me in my project.

Old age brings lack of mental sharpness, physical debility, forgetfulness, inability to converse, due to which many old people start vegetating and day dreaming. At times they lose motive to live. For some much idle time means too much time for complaining, they become judgemental and critical. Then, there is the tendency to think that getting old means that a person has some wisdom. So few become garrulous! There is often a lack of security in old age, especially if the old people can't take care of themselves financially. Their children are in the prime of their lives and often the children's plans do not include them.

R e s e a r c h

“Most often old people live in the world of their old memories and the concrete world of the present appears foreign to them. Hence, we always find them talking about their ‘Good old days.’”

-Unknown researcher

Above thought really appealed to me. Most of the times we find old people talking about their old times when they were young. Old age brings future shock. While growing old they fail to cope up or to get along with the rapidly changing world around them and suddenly they start finding themselves out of phase with the younger generations of children and grandchildren.

They dislike the changed world around them and hence, they start spending most of the time in dreaming about their old memories and old days.

- *I feel these memories somehow help the person to accept his death more easily. As they give him a feeling of satisfaction for living the life full of good old memories.*

R e s e a r c h

What is fear?

Fear is one of the most basic human emotions. It is programmed into the nervous system and works like an instinct. From the time we're infants, we are equipped with the survival instincts necessary to respond with fear when we sense danger or feel unsafe. Fear helps protect us. It makes us alert to danger and prepares us to deal with it. Feeling afraid is very natural — and helpful — in some situations. Fear can be like a warning, a signal that cautions us to be careful.

When we sense danger, the brain reacts instantly, sending signals that activate the nervous system. This causes physical responses, such as a faster heartbeat, rapid breathing, an increase in blood pressure and tightening of muscles. Blood pumps to our large muscle groups to prepare the body for physical action (such as running or fighting). Skin sweats to keep the body cool. Some people might notice sensations in the stomach, head, chest, legs, or hands. These physical sensations of fear can be mild or strong.

Above study of behavior of human body while frightened and human physical responses due to fear, helped me while designing my character and animating.

R e s e a r c h

Fear of death

A person who is horrified at the prospect of their own death suffers from a condition known as thanatophobia.

Thanatophobia - an abnormal and excessive fear of death. Surprisingly common but 'not spoken about', this phobia significantly impacts the quality of life for the sufferer. It can cause panic attacks with symptoms typically including shortness of breath, dry mouth, rapid breathing, irregular heartbeat, sweating and nausea.

Researchers have divided it into various types of fears: fear of pain, fear of the unknown, fear of non-existence and fear of eternal punishment.

Some research shows that women report more fear of death than men!

I completely disagree this! According to me every single person fears death. Yes! May be since women are more expressive about their feelings, fear of death in women is noticed more often! But I do not believe that men don't fear death!

Research also shows that young people are more fearful of death than the elderly.

Which is very much true, as younger people have greater willingness towards life. They have much more to live in life and look forward to hence they fear death more but only if they see death closely. Whereas, most of the old people are content, as they have lived their lives and most of their wishes have been fulfilled.

Generally constant fear is not seen much in young. It is more common in elderly as they have a constant death clock ticking over their head.

R e s e a r c h

Many claim that they do not fear death.

But I find this statement very superficial! I believe all of us, humans, animals as well as all born into this world, young or old, all fear death because they love to live and not to die. Each one of us is scared of nonexistence. Each one of us is scared of unknown and death is an unknown mystery.

Many turn to their religion for a serene death. But religious faith is no guarantor of peace at the end of life.

Case Study

I also went through few case studies to study state of mind and behavioral changes in people due to fear of death. After which I figured out, most commonly people suffer from ***sudden panic attacks***, when all the symptoms of fear are seen. Some of them also ***experience ticking of a time clock or a timer that is counting down something inevitable***. Few ***hallucinate death***. Most are ***afraid to sleep***.

As one psychologist said,

“People are just desperate to stay alive when they are sitting on there deathbeds and would give anything they had just to be able to wake up next morning!”

Study & Inspirations

Films and animations

I studied some of the films based on relationships and emotions, in order to understand the structure, look and feel, storytelling, etc. Some of them were related to old age and death. Also saw few films for the look and feel. Some of the examples are as follows;



The Street, by Caroline Leaf

This is one of the films suggested by my guide, when I chose to make a film based on memories of my grandmother. As the subject of this film was very much close to my subject. This film inspired me to give that personal touch to my film. Its beautiful narration actually makes one a part of the whole atmosphere. We can feel it, we can smell it.

Study & Inspirations



Two Sisters, by Caroline Leaf

This was another film suggested by my guide. After watching this I started considering various media for animation of my film rather than conventional paper and pencil. Treatment of this film was very different and it somehow communicated the emotions very effectively even though the visuals were not very soothing or beautiful looking. It kind of conveyed the bitterness of life.



Anna and Bella, by Borge Ring

Another beautiful film which again talks about relationships. As I wanted to show relationship between grandmother and her grandchild I studied this film. In this film also two sisters go back in their memories of Good old days, which was also useful for me as in my story also I needed to play with the past and the present.

Study & Inspirations



Hedgehog in the fog, by Yuriy Norshteyn

A very beautiful film which again talks about sweet relationship between two friends. This film taught me that even the simplest story line can be made into a beautiful film. The story of this film is very linear and extremely simple but still it makes you feel for the character. After watching this film I learnt how the simplicity can be beautiful and I also started thinking on those lines while writing my story.



Father and Daughter, by Michal Dudok de Wit

My favorite film. Again about relationships. Beautiful storytelling and excellent semiotics used for representing various aspects of the story. Use of metaphors to convey various feelings was very very inspirational for me. This film helped me think beyond straightforward storytelling and helped me in symbolic representation of different moods which made my film even more meaningful.

For example, in my film, use of crows as metaphor for death, sound of ticking clock to represent the countdown of death, lantern for hope of life etc.

Study & Inspirations



The Bucket list, by Rob Reiner

A wonderful film that helped me study the behavior of people in old age after realization of impending death. It also depends from person to person as every person looks at life differently. But somewhere inside each of them fears death and how they face it was very interesting.



Tir Nan Og,
by Fursy Teyssier

Subject of this film was quite close to my topic as this film also spoke about relationship shared by the grandmother and granddaughter in the time of passing away of the grandmother. Cinematography and use of light was inspirational as it very well suited for the subject and the story.

Study & Inspirations



La Maison en Petits Cubes,
by Kunio Kato

Oscar winning film. A great inspiration for me. Very much helpful for me in terms of storytelling as my film is also staged in just one room most of the time. Use of textures is something I loved the most and inspired me to explore textures to get the rawness.



Imago

Art direction and the cinematography of this film was inspirational. Also liked the look and feel and character design. In some of the scenes they have used transitions to show passage of time, which inspired me the most to create a similar effect while transiting from one particular scene to other.

Study
&
Inspirations

Books and stories

I also read few stories and poems from a book called 'Poisoned Bread' by Arjun Dangle.

'Naja Goes to School – and Doesn't' by Shantabai Kamble,

'A Corpse in the Well' by Shankarrao Kharat,

'Gold from the Grave' by Anna Bhau Sathe,

'In Our Colony' a poem by Keshav Meshram,

'Son, Eat Your Fill' by Daya Pawar, are some of the examples.

Since these poems and stories have been written by dalit writers there is lot of emotion and pain involved in their writing. The forceful language used by these authors inspired me and helped me in writing the script for my story .

Story Concepts

Concepts

Initially I came up with few concepts related to my topic, out of which one was chosen and developed into the final story.

Concept 1

Dark Humour - Kind of humorous but an eye opening story about an old person and his behavior during his panic attacks after his realization of approaching death, which just can not escaped.

Here I had thought about showing his day dreaming and hallucinations where he keeps meeting his death in every possible way and eventually wakes up alive. His nightmares that keep him away from sleeping at night. He also gets deathbed visions, where he meets dead people.

Concept 2

Granny's Portrait - An attempt to create her portrait with respect to her relationships with different people in the family.

All her life she played different roles such as a wife, mother, mother-in-law, grand mother, at various stages. Me being her grand daughter I can't say how she was as a mother-in-law or as a wife. She was different to every person around her and that is what made her multifaceted personality. The idea was to collect memories of her from three different people who share completely different relationship with her and their experiences just before her death.

Story Concepts

Concept 3

Vicious Cycle of Life - This concept was about an old lady who goes back into her good old memories in her last days, where she remembers her grandmother and that time how she realizes her grandmother's fear of death only when the vicious cycle of life makes her stand on her granny's position.

The aim was to make people realize that there are certain things which we will understand only when we reach that particular stage in life and old age is something that no one can escape. Eventually we all have to face that phase in our life.

In this story, Her realization of nearing death takes her back to the memories of her dying grand mother. After so many years she understands what actually the fear of death is, as she finds herself doing same thing as her grand mother, like being afraid of sleeping at night or being afraid of lying down on the bed.

This concept was chosen and based on it a story was developed.

Story Development

Story 1

Black screen... (Initial titling) subtle ticking of clock in the background... slowly merges into sweet laughter of a little girl playing in the garden and blurred shot of her coming running towards the camera and hugs her granny... (low angle shot... granny's backside is shown and then camera pans upwards and focuses on the tree in the background, granny is looking at... on which crows are sitting) merges into an old shrivelled tree with crows settling on its dried branches.. and an old lady standing in her window gazing at that tree which is standing in front of her window since years.(Very subtle ticking of clock in the background).

Title...

It is a bit gloomy evening, old lady shoos the crows... Closes the window and sits on the rocking chair kept nearby. She picks up her wool from the small table in front of her and starts knitting something... there is also a lantern kept on the table whose soft light is falling on her wrinkled face... watch is ticking far in the background (very subtle)... as she continues knitting she realizes the light is getting dimmer and dimmer... she reaches the light and rotates its screw making the flame brighter and continues to knit... after some time light again becomes dim and again she increases the flame by rotating the screw and continues to work... after a while same thing repeats... but this time, the screw doesn't go any further! Light goes on reducing slowly slowly (ticking in the background becomes clearer and louder)... Old lady watches it go off with her old watery eyes as she realizes that there is nothing in this world that can stop death. The diffused light falling on her face goes on reducing and eventually ends up in the smoke...

Story Development

Cut to the granny on the bed getting breathless... young girl holding her hand... both looking back at the crows crowding outside the window... (Flashback)

(Cut back to present) old lady sitting alone on the chair... some smoke in the air... she glances over all the frames hung on the wall she goes through them backwards... as she goes back in time... sees many pictures (a quick pan through all the images)... with her old husband... with son and his wife... with son when he was a young kid... just after marriage... more back in time... before marriage with parents... daddy's girl and then one with her granny!

Now she is standing near the table... She looks at all her old things lying on it... (photo frame of her late husband blur)... There is a treasury box kept with lot of small things in it... she opens it and picks an old U shaped hair-pin out of it which reminds her of her granny when she used to wear her favorite yellow flowers in her hair... (granny in front of the mirror... little girl giving her flowers and watching her and granny putting those in her hair then putting kumkum on her forehead) Then she picks a small leaf shaped silver box (Curie) out of that box, in which her granny kept her kumkum...

Then She takes the photo frame of her and granny quickly off the wall and holds it close to her... now she is sitting on the bed... looking at the frame (Camera zooms into the picture as it comes to life) granny is sitting on the floor making sandal out of sandalwood (close up of the action) and little girl is trying to imitate her by wearing similar bangles as she loves the sound (comes running to granny with similar glass bangles and sits with her)... Granny laughs and gives her more glass bangles out of her treasury box...

Story Development

Girl is running faster in front of granny and realizes that granny is going breathless and can't play with her anymore! Puzzled face of little girl... she comes back running towards the camera and hugs her granny... (Low angle shot... granny's backside is shown and then camera pans upwards and focuses on the tree in the background, granny is looking at... on which crows are sitting)

Granny is tired now... girl takes her to her bed and tries to calm her down... granny on the bed getting breathless... young girl is holding her hand... both looking back at the crows crowding outside the window... little girl shoos them... but they are increasing day by day... granny is falling ill day by day...

As granny closes her eyes she sees the endless passage of death... she avoids sleeping on the bed and would sit on the chair all night. Little girl witnesses this (peeping into the room)...

The little girl has now grown into the old lady in the present who is sitting on the bed holding the frame close to her... her eyes are watery... she looks outside her window and realizes that the crows have started to gather again... she gets up... closes the curtain... looks back at her bed and refuses to sleep on it.. Sits back on the rocking chair, changes the lantern (which signifies body may change but soul never dies... it is a cycle of life) ... blank frame... clock keeps ticking... becomes more clearer and louder... and then suddenly stops

One morning when little girl enters granny's room she cannot find her granny anywhere but sees just one crow on the window... he looks at her and flies off high in the sky.

Story Development

Feedback

After discussion with my guide we found few loopholes in the story. First of all, because of two old ladies (Old lady and her grand mother in memory) and story going back and forth in time with their respective memories, it was getting too confusing to understand and Secondly structure was a bit too complex.

So I started with thinking about having just one old lady and expressing my thoughts through her state of mind in the particular situation.

Instead of showing her granddaughter growing old and whole thing repeating again I decided to simplify it by just focusing on the relationship between the old lady and her grandchild. Which changed my story drastically.

Also to make it less confusing as the story anyway travels back and forth in time I thought of starting with a simple linear structure, which was later made interesting while story boarding.

Story Development

Concept 4

This story is about an old lady, who is dealing with her inner conflict between accepting impending death and holding on to the life full of good old memories. It is the last night of her life.

Presence of her grand daughter and her innocent eyes full of life, keep reminding her how beautiful this life is, where as the dying lantern, increasing number of crows outside her window and the constant ticking of the death clock keep intimidating her of the inevitable nearing end.

Use of Metaphors

I tried to use certain metaphors, which made the story much more meaningful and interesting. Now since the story deals with the conflict between life and death, I made a mind map of all the things which we think of when we say life and death.

During which I realized that in Indian culture and even in many other culture, **crows** are somehow related to **death**. Hence I used them as a metaphor for death. And I realized that whenever my protagonist sees crows sitting outside here window, subconsciously we look at them as messengers of death!

Where as whenever she looks at her granddaughter she reminds her of life.

Lantern is another important thread in the story, with which the old lady compares her life. The **dimming lantern** is symbolic to the **passing life** of the old lady.

S t o r y

Final Story

Subtle ticking of clock in the background... slowly merges into sweet laughter of a little girl playing in the garden. This little girl coming running towards her granny and hugs her tight. Granny's is breathless. She holds her granddaughter and looks up at the tree top restlessly. She looks at the crows settling down on the tree. Suddenly everything becomes darker and darker and crows transform into huge scary looking monstrous crows and Granny is staring at them frightened, they become bigger and bigger as they get closer and close... and screen blacks out.

Title of the film appears 'Lantern'

It is a bit gloomy evening; old lady (granny) is standing in her window gazing at a tree which is standing in front of her window since years. Her eyes are looking for something in fear on those dried branches. As soon as she hears a crow far away somewhere, she closes the window and sits back on the chair kept nearby.

S t o r y

She picks up her wool from the small table in front of her and starts knitting something. There is a lantern kept on the table. Its soft light is falling on her wrinkled face. Clock is ticking far in the background very subtle. While knitting she realizes the light is getting dimmer and dimmer. She reaches the light and rotates its screw making the flame brighter and continues to knit. As time passes light again becomes dim and she again reaches the knob of the lantern and tries to increase the flame by rotating it... but this time, the screw doesn't go any further!

She doesn't give up. Tries even harder by rotating the screw harder in desperation but nothing works! Light goes on reducing slowly (ticking in the background becomes clearer and louder). Old lady helplessly watches it go off with her old watery eyes as she realizes that there is nothing in this world that can stop death. The diffused light falling on her face goes on reducing and eventually ends up in the smoke.

She looks up at the wall at the photo frame of her late husband which takes her back to her old memories.

S t o r y

She goes to the table and opens a treasury box kept on it, which is filled with lot of reminiscences, she picks up a small leaf shaped silver box (Curie) out of that box, in which she used to keep her kumkum... (symbol of her husband and her marriage) as she opens it she goes back in past where she is looking into the mirror and putting the kumkum on her forehead, and suddenly she sees reflection of her husband in the mirror. With a shy grin on her face she turns back... but sees her husband's frame on the wall, she realizes the darkness of the present.

Standing near the table, she glances over all the frames hung on the wall. She goes through them backwards... as she goes back in time... remembers many incidences of past... while panning through them stops at this picture of her with her granddaughter! She quickly takes it off the wall and holds it close to her... While looking at it she again gets lost in time!

Granny is making sandal wood paste sitting on the floor. Little girl comes running to granny with similar green glass bangles granny is wearing as she loves the tickling sound of those glass bangles. Granny laughs and gives her more glass bangles out of her treasury box. Little girl hugs her granny with endless joy. Girl runs outside the room. Girl is running faster in front of granny and suddenly realizes that granny is going breathless and can't play with her anymore! With puzzled face, she comes back running towards granny and hugs her. Old lady holds her granddaughter and looks up at the tree top breathlessly. She looks at the gathering crows on the tree.

S t o r y

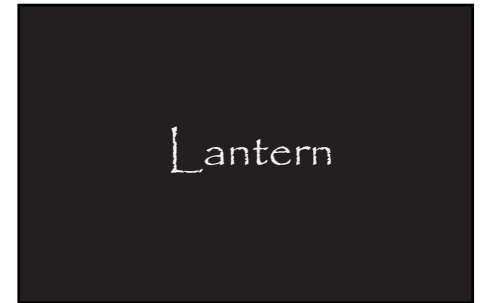



Granny keeps the frame on the table in front of her and lies back on the bed. As she closes her eyes she sees the endless passage of death... an inviting bright light that has come to take her away. She wakes up in a shock. Looks outside the window and quickly closes the curtains... Looks back on the bed... refuses to sleep on it... then looks at the chair and decides to sit on it all night... looks at the off lantern lying in front of her and struggles to get it started. Finally she manages to light the lantern and old lady gives a sigh of relief!

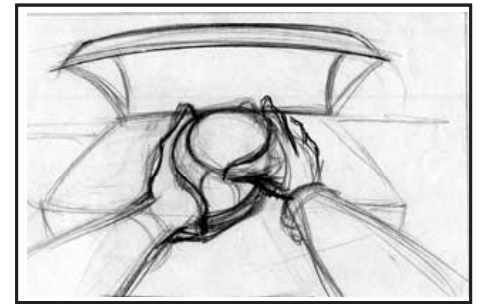




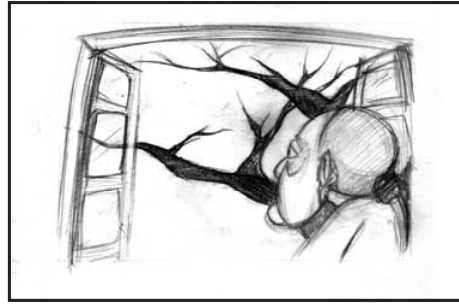
Now she picks up the frame of her granddaughter from the table and holds it close to her heart and leans back in the chair.

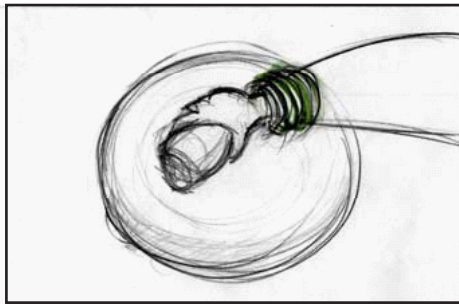
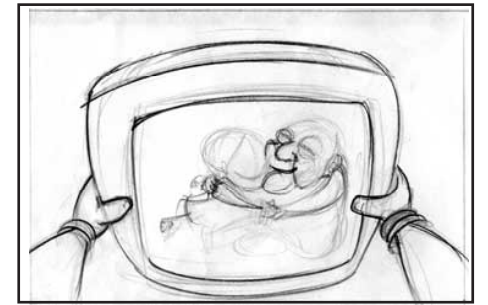
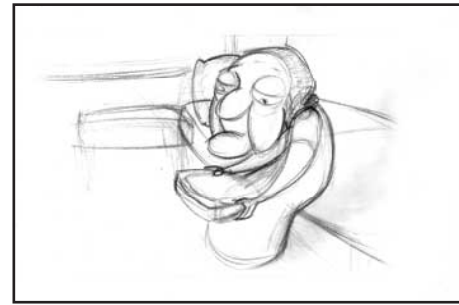
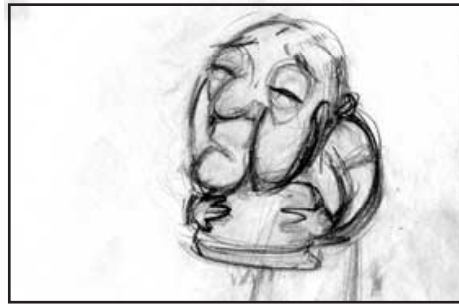
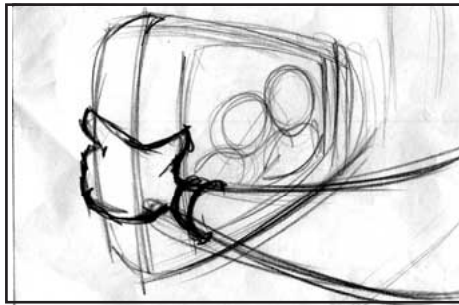

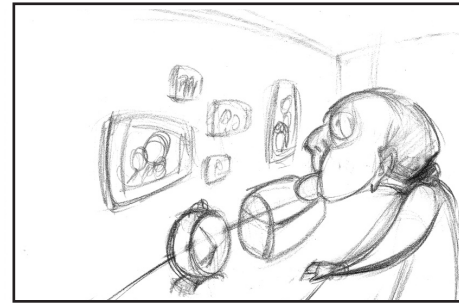



The lantern in front of her starts getting dimmer after a while. It gets darker and darker... the ticking clock becomes all the more clearer and louder...and suddenly it stops.








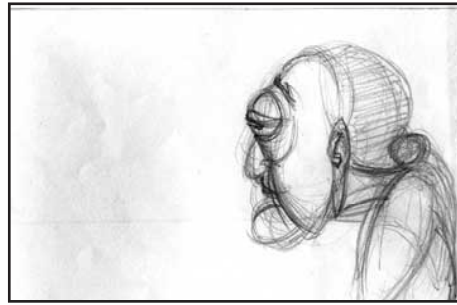


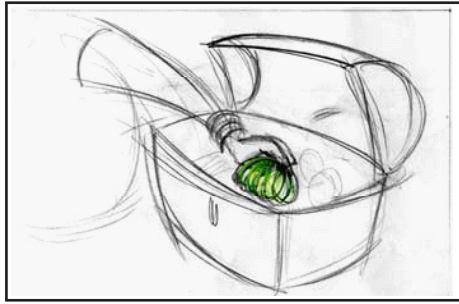
Next morning when little girl enters granny's room she fails to find her granny anywhere in the room. But, she sees a crow sitting on the window, as if he is waiting for her. He looks at her and flies off high in the sky and disappears!


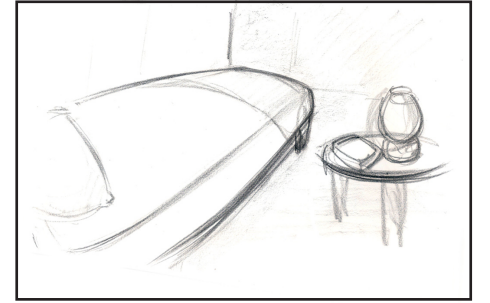
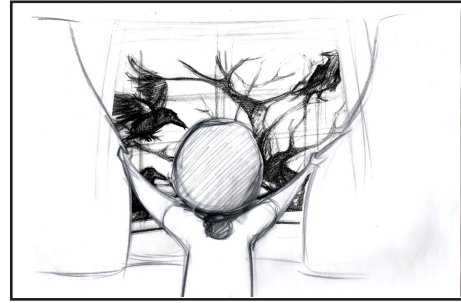


Storyboard


















Storyboard



Character concepts



Character Design of the old lady


Due to the influence of my grandmother on me at that moment, character design of the old lady happened to look a lot like her!

As this character was dealing with her inner conflicts and emotions in the story, the film was rather based on the facial expressions than physical action. Hence, while designing the character, I focused more on her facial details and kept her body structure as simple as possible. In order to emphasise on the face I made her head a bit bigger than usual proportions with little bigger and expressive eyes.

Character concepts



Character concepts



Character Design of the Girl

Character of the girl designed as simple as possible. But I emphasized on her eyes the most by making them big, innocent and full of life.

Look and Feel

I wanted to have a very raw, organic kind of a look for the film. With use of some subtle but hazy texture. As my subject deals with inner phobia it required little dark look but at the same time warmth of relationships and old memories was needed to be seen.

Hence, I thought of using tinted papers for the background, as they can create some kind of atmosphere and bind things together in order to create that warmth I needed to show.

I divided this feel into two parts depending upon the mood of the film, which is happy past and gloomy present. For the happy parts I used little brighter tinted paper backgrounds, whereas for the gloomy look used dull, brownish grey backgrounds but keeping the same look and playing with the feel depending upon the situations.

Concept Art



After deciding on the look and feel of the film, concept art was developed. These are some of the concepts for the look and feel.

Concept Art



Style and Explorations

Exploration 1

As I was clear about the look and feel of the film, I decided to do classical animation. But, classical animation on dark tinted papers was impossible and on digital tablet it was not possible to get the rawness of the pencil lines and texture of dry pastels.

So initially I thought of animating on regular white sheets and then filling colours and textures on the software called Animo. I also did a short test animation along with the compositing using this particular style.

Problems

Animo particularly needs clean line drawings in order to ink and paint them. So I had to make each drawing with fine and clean complete drawings, due to which the rawness of intended style was lost. As a result the look and feel I ended up getting was much different than what was thought of. The look was very neat with clean outlines which did not match at all with my concept. And animation did not even get along with the background of hand rendered tinted paper.

Style and Explorations

Exploration 1

As I was clear about the look and feel of the film, I decided to do classical animation. But, classical animation on dark tinted papers was impossible and on digital tablet it was not possible to get the rawness of the pencil lines and texture of dry pastels.

So initially I thought of animating on regular white sheets and then filling colours and textures on the software called Animo. I also did a short test animation along with the compositing using this particular style.

Problems

Animo particularly needs clean line drawings in order to ink and paint them. So I had to make each drawing with fine and clean complete drawings, due to which the rawness of intended style was lost. As a result the look and feel I ended up getting was much different than what was thought of. The look was very neat with clean outlines which did not match at all with my concept. And animation did not even get along with the background of hand rendered tinted paper.

Exploration 2

After some more exploration I figured out a way to get the intended raw effect by keeping the forceful sketchy lines as is. But I skipped the idea of filling colour in each character. Instead I filled the characters with the same background paper texture.

Style and Explorations



Exploration 1



Exploration 2

Animation Technique

- I started with classical 2D animation on white paper and pencil on the light box. After finishing line tests cleaned all the drawings but as far as possible tried to keep the rough sketchy look.



- After scanning all the drawings were processed in a software called 'Animo', after which they were inked and painted with a matte of texture with the use of same software.



- Then all the images were exported as .tiff format and these tiffs were rendered in photoshop as per the shade and light.



Animation Technique

- Now these tiffs were taken and composed on compositing software like Adobe Premiere and After Effects, against the separately rendered backgrounds.
- These backgrounds were rendered separately by hand as per the decided look and feel on various tinted papers, by colour pencils and painted by dry pastels, which were then finished on Photoshop with few enhancing effects.
- Eventually the animation and backgrounds were composed together on the compositing software along with the sound effects and background music.



References

- http://kidshealth.org/teen/your_mind/mental_health/phobias.html
- <http://www.realtime.net/~wdoud/topics/oldage.html>
- http://www.truestarhealth.net/members/cm_archives10ML3P1A7.html
- http://www.avantihypnotherapy.com/fear_of_death.htm
- <http://www.simplephobiasguide.com/fear-of-death-phobia.php>
- <http://www.chicagotribune.com/news/nationworld/chi-0611200237nov20,0,5433668.story>
- Book - POISONED BREAD edited by Arjun Dangle, Published by Orient Longman Ltd.
- <http://www.youtube.com/watch?v=54dm0Z99VOY>
- <http://www.youtube.com/watch?v=ITIfQ03hXbM>
- <http://www.youtube.com/watch?v=vuMm60nep6c>
- <http://www.youtube.com/watch?v=ANCu6ZYjENo>
- <http://www.youtube.com/watch?v=dRsXU4Q6a0Q>
- http://www.youtube.com/watch?v=mTE_3aRtOU4