



Animation Degree Project (Stage II)

Magical Umbrella

Short animation movie on Umbrella

Kavita Dicholkar.
Guide: Sumant Rao
Animation Design
IDC @ IIT BOMBAY

Why Umbrella?

- A story “Chatri” by Divakar Acharya
- The writer had made the umbrella look like it was alive
- Dancing umbrella
- Inspiration for my P3 project



- “Suspense”
- Generate a sense of curiosity and excitement
- Capture the attention and excitement



The initial story

A man after walking a long distance decides to rest under the shade of a tree. He also carries an umbrella along with him. After a while, hearing some noise, he wakes up and he surprise to see his umbrella moving left to right. The man was totally shocked to see his dancing umbrella. He gets up to find out what's happening. But his umbrella runs away behind a bush. After a long time of playing hide and seek, he finds surprise ,a small child comes out from behind the umbrella.

- limitations in terms of different camera angles



Final story




The character of the man is not very happy with his umbrella, while on the other hand the small girl really gets fascinated with this same umbrella. Here, I will be trying to convey the emotion of man as well as the girl, about the same umbrella, but in a contrasting manner. The whole story is totally based and looked upon from the man's perspective as well as girl's point of view.


Watching Movies and Makings of

- Blue Umbrella' (2005)
- Amron battery advertisement
- AIDS awareness short film
- Corpse Bride (2005)
- The workshop on clay animation conducted by Vaibhav Kumaresh



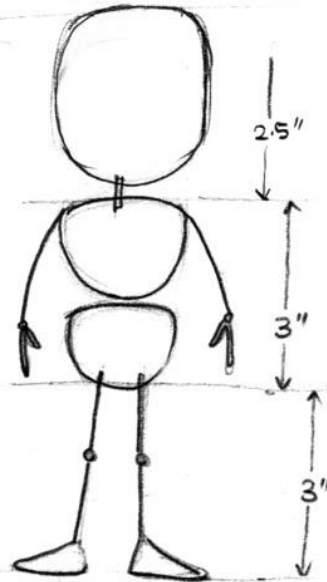
Character Exploration





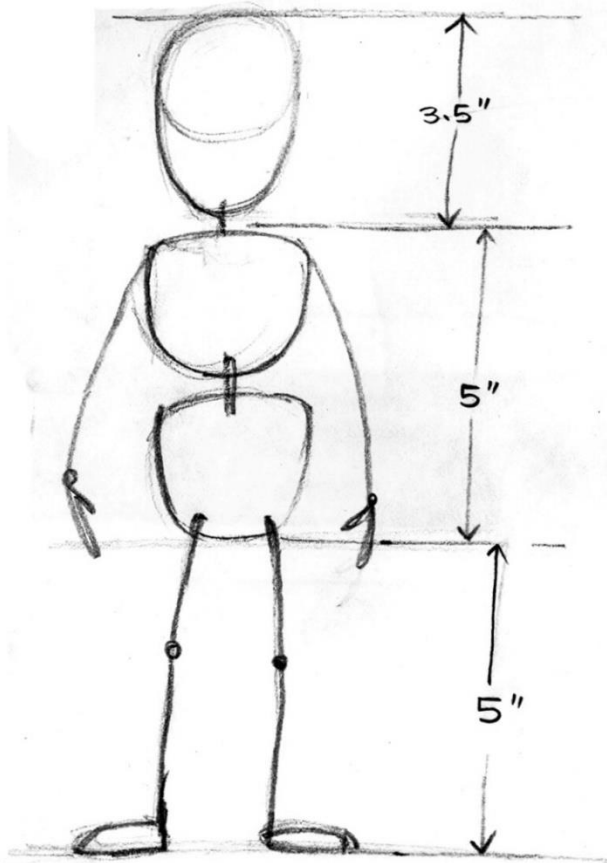
Model Sheet

- Small very cute looking, innocent as well as with a naughty look.



Small girl character

- Poor background .his torn clothes and unshaved and shabby look.



- Its features to match with the poor man's character. With the holes , rusty and old look





Umbrella character





Character Expression sheet



Exploration for Backgrounds


I clicked few images which I thought would be helpful for backgrounds



Concept Art



Different style using different forms of materials which included wood, wool, paper, plastic.















Exploration for characters




- Animatics

Tools and Technique



- Different technique which will also suit my storyline
- Exploring with different materials
- Stop motion animation
- Character and the background style: woolen look effect
- The character and the background objects were made out of wool & fur.

Final 3D character model



Umbrella







- A three dimensional set
- Took photographs from different angle with the proper lighting



Execution final props





Final backgrounds











- X sheet
- Characters animation shoot using chroma background with appropriate lighting effects
- Each and every character will be shot individually
- Adobe Aftereffects and Adobe Premier



Final Approach



With the help of animation I want to convey that, nothing in this world is labeled as good or bad. It is the way of seeing by a human mind towards a particular object

If you have a positive attitude Then everything in this world will look beautiful.

Thank you

