
A BOY AND A FISH

[Animation film project report]

PIYUSH J. PIMPALNERKAR
Animation Design 2010
09634004


GUIDE : Prof. SHILPA RANADE

IDC | IIT | BOMBAY | 2009- 2011

APPROVAL SHEET

The project 2 titled “A BOY AND A FISH”
[a short animation film on PSYCHOLOGY OF LOSS]
by PIYUSH JAGANNATH PIMPALNERKAR
is approved in partial fulfillment of the requirement
for M.Des. Degree in Animation.

Guide




External
Examiner



Internal
Examiner



Chairman



DECLARATION

I declare that this written submission represents my ideas in my own words and where others' ideas or words have been included,
I have adequately cited and referenced the original sources. I also declare that I have adhered to all principles of academic honesty and integrity and have not misrepresented or fabricated or falsified any idea/data/fact/source in my submission. I understand that any violation of the above will be cause for disciplinary action by the Institute and can also evoke penal action from the sources which have thus not been properly cited or from whom proper permission has not been taken when needed.

Signature



Name of the student

PIYUSH J. PIMPALNERKAR

Roll no.

09634004

Date

31 DEC 2010

CONTENTS

Acknowledgement.....	4
Abstract.....	5
Ideation.....	6
Research.....	7
Study of Children's Drawings.....	8
Conclusion of Drawings.....	15
The Paper Boat.....	16
Mind Map.....	18
Story.....	20
Storyboard.....	21
Character Design.....	28
The Boy.....	30
The fish.....	34
The Whalet.....	35
Background Design.....	36
Visual Treatment.....	43
Production.....	45
Title Design.....	48
Conclusion.....	49
Reference.....	50

ACKNOWLEDGEMENT

I would like to thank my project guide, Prof. Shipa Ranade for her guidance and support throughout the project. I am grateful to her for believing in me and for showing confidence in my ideas by giving me freedom to explore them in my own way. She has taken great efforts to make me understand and correct my mistakes during this project and has brought me on the right track whenever needed.

I am also thankful to Prof. Nina Sabnani, Prof. Sumant Rao, Prof. Phani Tetali and Prof. C.P. Narayan for their valuable suggestions during presentation.

my sincere thanks to Mr. Mulind Mulik and Mr. G.A. Kulkarni.

I would specially like to thank my nephew **Shardul** and my **Suniera** who inspired me to build project.

I thank my Baba, Aai, mayur for all the support.

I am thankful to all the people at IDC, students and faculty who have helped me to fulfil the requirement for my project by lending their support and facilities every time I needed.

A BOY AND A FISH

[PSYCHOLOGY OF LOSS]

ABSTRACT

The project deals with the reflection of mentality, psychology of loss. we all suffer from various kinds of loss on many steps of life. losing something or it may be someone, makes a deep impact on present situation or on behavior. some time the person don't know how to react on such a situation. Sometime it makes changes in life, sometime it harmful. they does something to reveal, to express their pressure or sadness too. Losses happen with everyone in any condition, So I wanted to show loss through the narration.

On the basis of topic selected I have to work on a story regarding loss. I have selected children's psychology of loss. Children's are not so deal with day todaylife. their world is some how so different. innocence is in their reply, act for facing the situation it is good may be bad. They are very expressive in case of expressing their problems, their feelings. So I have took case of children loss.

IDEATION

[Proposed concepts]

1. A story of a girl [Psychology of loss] A small girl have no friends, so she spends more time with her grandmother. One day her grand ma passed away. as she is very close with her granny she became very sad. She tried a various way to find her. She used to send paper boat as a letter to god. After so many months she get upset and goes in search of god. as she floating paper boat in the river, she travel through the river shore to find some clue. she face so many obstacle while traveling. After so many days she reached at the place like heaven, everywhere is fog and colourful trees and colourful stones. she come near by a pond which is on small tower. there is light like golden ray. she close her eyes and remember about her granny. as she open her eye she found her grandma.
2. The blue village [Humor] where the only crow's stay [Before them there are peoples who left village because of the ghost legendary]. The story begin with a traveler enters the village [alien in case of crow]. he wanted to find treasure which he think is under a big tree. that big tree is nest of all thousands of crows. It is all about how crows get familiar with person and how the old villagers come back to the village because of traveler.
3. The Door [Dreams] it is about little boy reach in to another world when he found a secret door in his room. this is unknown to everyone. That small kid is very crazy about the space ships and airplanes. in that world there is a devil named “air”. Under training of an old man he fight with the devil and finally comes back in the real world.

Selection criteria

I have selected psychology of loss as I have gone through that stage. as the next level research I have seen paintings of my nephew. who is five yr old. he drawn fish drawing on wall. when I come to know about the incidence which happened with him I strongly think I can make a story on it.

REASEARCH





The research part include the data collection and getting known with wall drawing. After conversation and having time with shardul [my nephew] i come up with so many interesting things which are the ripples of his imagination in life, his world.

1. He got fish as a pet on his second birthday. He stare all the time at fish and play with him. fish become best friend of my shardul. he also talk with the fish in some different language like gesture. after one year that fish become steady. as he is not swimming his father left him in the river and told to shardul that he ran away at the time of rain.
As he lost his best friend, he started drawings on a wall of his house. he draw fish to make him feel that lost fish is still with him.
2. He love to have pets but his mother does not allow to have pet. So he started to collect shadow of the pets which he wanted to have with him. I have given him kaleidoscope on his fourth birthday, he does not know that how to use it. he started to use that pipe as a cage/storage for shadow which he collects. when he come to knows how to see through the kaleidoscope, he shown his shadow collection. This is nothing but the glass pieces in the pipe, which make forms like various animals.


I found real example of losing fish. He lost his fish and he was making only fish drawings on wall for one year.
during this period I found some of the interesting things related to him, that he don't have friend so he only draw in sketch book.
He love to draw.



CHILDREN DRAWING



He use oil pastels mostly to draw on wall. [No colour restriction and also size] .



Drawing wich are made by shardul are on wall, mostly line drawing free flowing and very confident lines. There is a drawing of his fish who is lost. he memories and draw to make feel of hish fish.







Here all the fish are messed up at bottom of river.





These are fish conversation.
the mirror image is drawn in front of mirror is to represent tweens or to show conversation of fish in minimum effort of drawing.








shape and forms of fish are different from each other. there is variety of drawings.

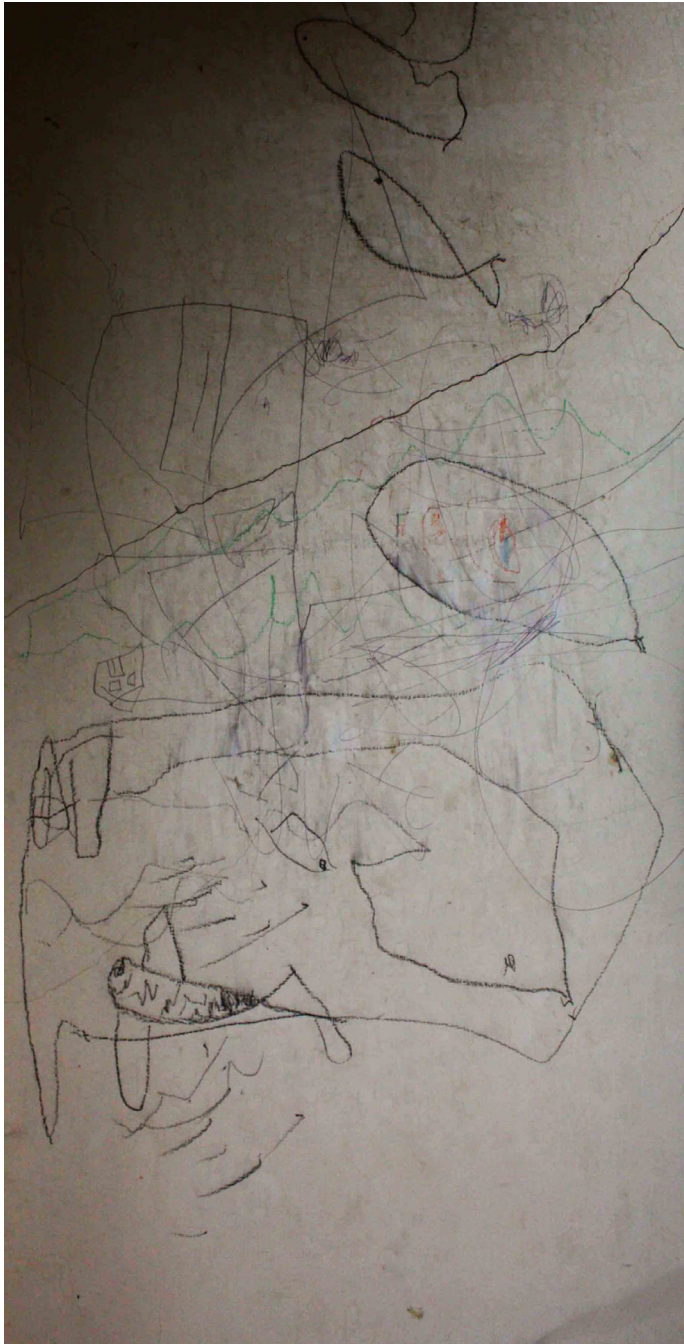


more space is given to fish to swim everywhere.





These are some random drawing of him which tell a stories that he saw some of these animals, people in various places.



some of the fish can fly also, they fly on entire wall.



CONCLUSION OF DRAWINGS

He find shapes in everything around.

Have good se sense of forms. [kaleidoscope]

His vision about surrounding, thing happening.

His feedback in his own style.

Quality of sketch, drawing.

His mentality, about favourite stuff.

How he make sketches in forms of illustration for many incidence.

As a mother tongue is Marathi i have focusses on Marathi literature also for the search of small innocent boy.

I found a character named “BIMMA”by G. A. Kulkarni who is writer.

The book ‘BAKHAR BIMAACHI’ gives me idea of the character.

bimma is a name of character who is very innocent in his action and reaction.his world is totally different. he is well of innocent water in elder’s world. some how i got the idea of charcter and the mentality or imagination power/ style of small kid which i desired for.

THE PAPER BOAT

One day I was passing from bungalow. I saw a small kid playing with the paper boat. He is doing some gestures which are innocent. The idea of paper boat i wanted to place in story after knowing interesting facts about paper boat.

Paper boat represent various meaning as mythology as a tradition, legendary in various culture. It is a simplest toy to male. So most of the time kids like to make it.

Paper boat - Paper boats have been part of popular culture also considered as originated from ORIGAMI. In Egypt it is made up by papyrus paper. It is too small and too big also, to carry material. [Papyrus tree skin - papyrus paper]

Function - The first function is to challenge the person who is folding it to make it into the perfect, traditional paper boat shape. As it is folded, it also makes an excellent hat. Once the folds are done, the boat can set sail in a lake or river. Usually the folding and sailing of the boat made out of regular newspaper entertains children of all ages.

Time frame - It takes five minutes to build boat with paper. Initially it takes time until to understand the folds.

Benefits - Boat making out of newspaper is example of recycling. Spending the time with kids or grand kids teaching them this simple craft can be fun for the adults as well as the children learning. It can be lesson in physics with the design, folding and floating of a paper boat on water.

Types - A typical paper boat will be mostly hull, with a tiny bit of sail sticking out the center top. And one more is same shape but there is sail portion on the bottom also.

Paper boat mean

In South China and Japan include making small paper boats and floating them down a local river adorned with votive candles. The candles represent the spirits of the dead while the river represents their journey to the spirit world. [travelling from one world to another] It also signifies giving directions to the lost ghosts and spirits of the ancestors and other deities.

Paper boat represent monsoon. In monsoon there are puddles and of course for playing small kids or also elder do play paper boat floating on water.

Boat is considered as the connection between two shores, As same as two worlds.

Greece is a maritime nation by tradition.

Shipping is the oldest form of occupation of the GREEKS and has been a key element of Greek economic activity since ancient times.

In India there are so many references on paper boat. They say “NAIYA” which is representation of eye shape and the way to reach to another shore.

There is a poem by Rabindranath Tagore. This poem is a story about a boy being abused at some patch of life, as he tries to send a message out with the paper boats.

While searching about paper boat i found interesting facts and literature from India.

There is a poem by Rabindranath . This poem is a story about a boy being abused at some patch of life, as he tries to send a message out with the paper boats.

Day by day I float my paper boats one by one down the running stream.

In bid black letters I write my name on them and the name of the village where I live.

I hope that someone in some strange land will find them and know who I am.

I load my little boats with shiuli flower from our garden, and hope that these blooms of the dawn will be carried safely to land in the night.

I launch my paper boats and look up into the sky and see the little clouds setting thee white bulging sails.

I know not what playmate of mine in the sky sends them down the air to race with my boats!

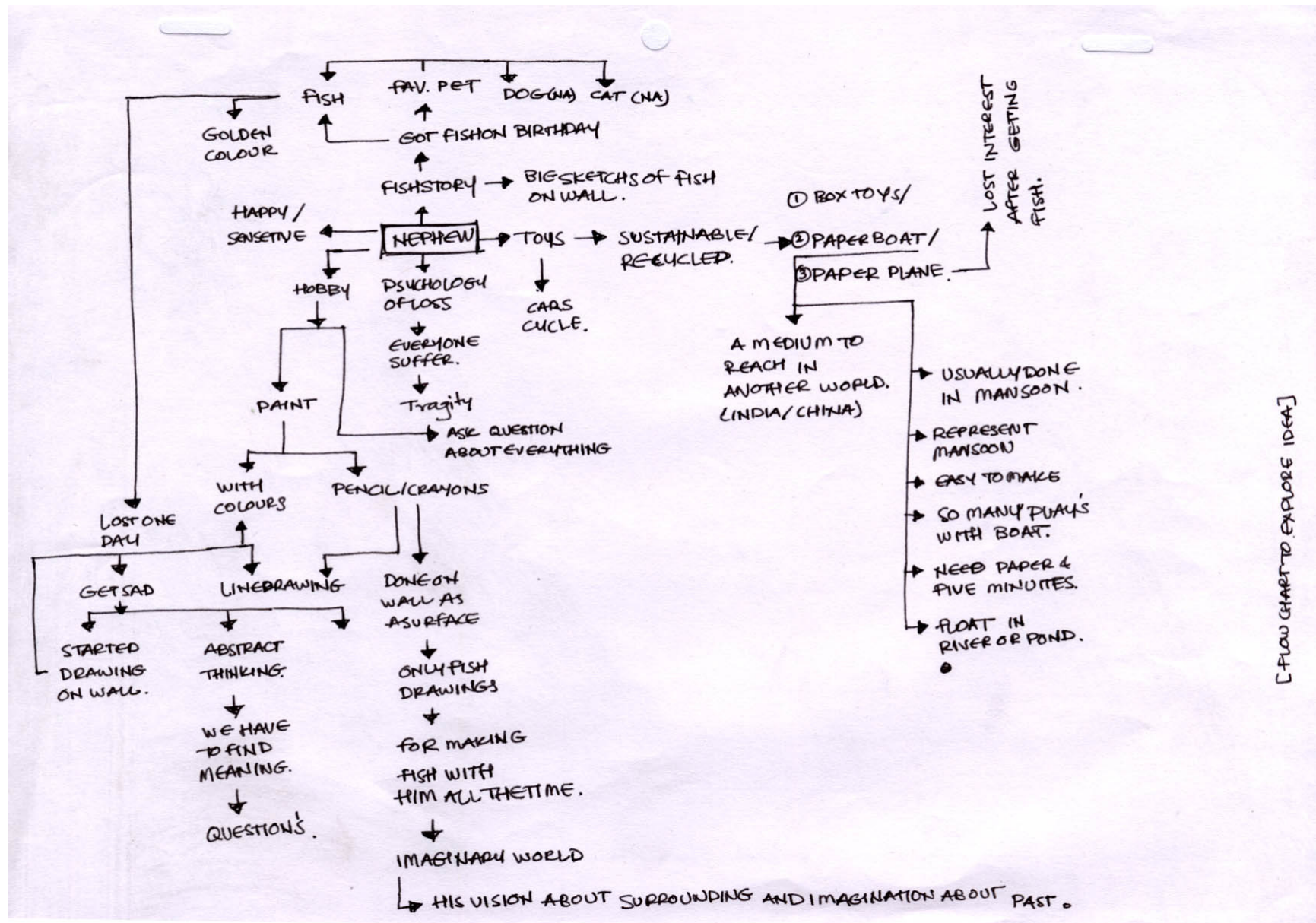
When night comes I bury my face in my arms and dream that my paper boats float on and on under the midnight stars.

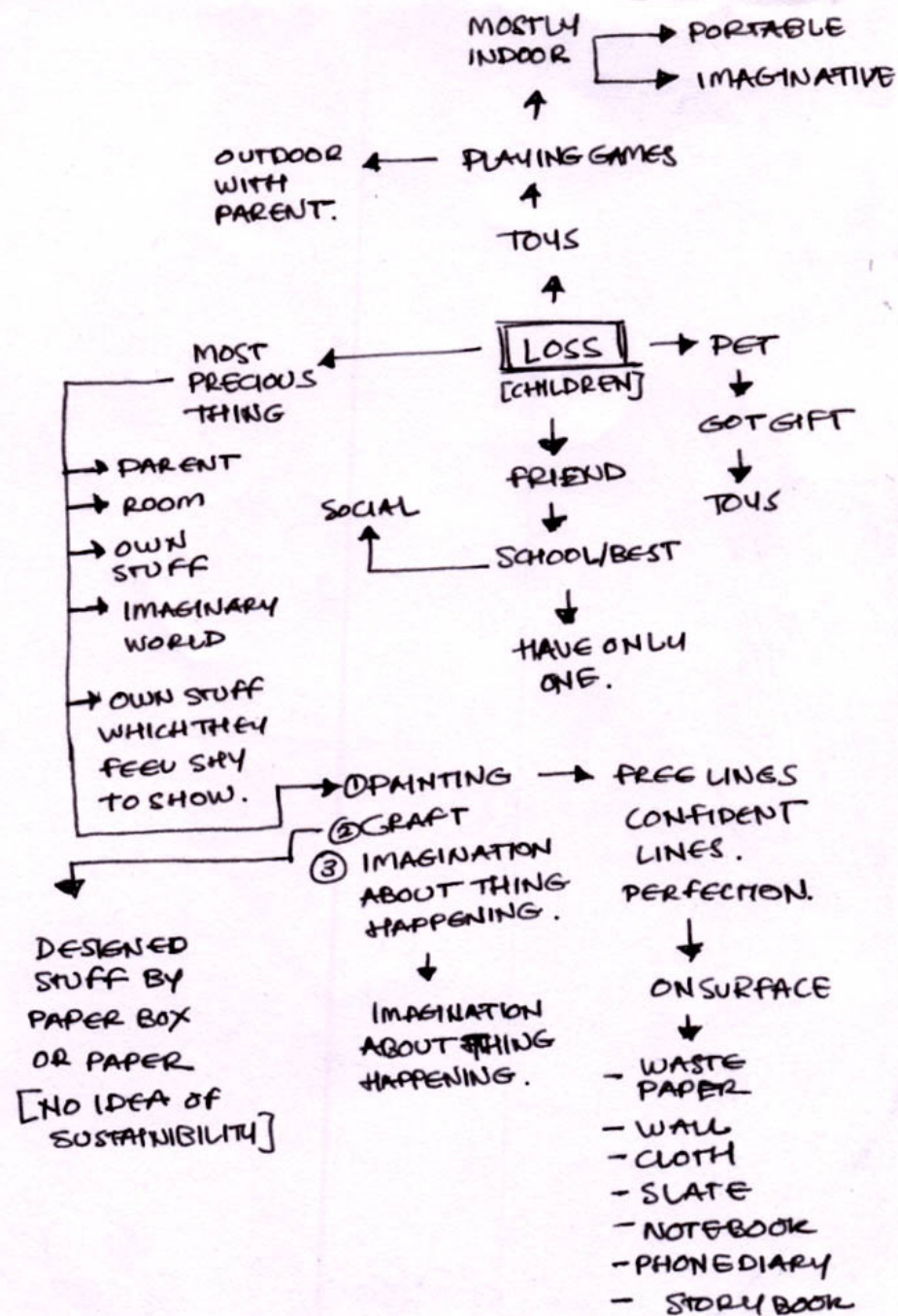
The fairies of sleep are sailing in them, and the lading ins their baskets full of dreams”.

- Rabindranath Tagore.



MIND MAP





So as i got information, i have started with the mind map to Stumble ideas. it give me direction to build idea. I have started linking the point which i got after making the map. I highlighted the points and made a concept which i can use for the film.

STORY

A BOY & A FISH

An empty fish pot is on the table. There 6-7 photographs of a small boy, with his grandfather, his birthday and his birthday gift a fish pot. Fish pot contains a golden fish. [There is noise of drawing with charcoal on rough surface and a heavy voice came from background with love “if you write your wish on the paper boat and float in the river, that wish come true”.]

There are lots of fish drawings on the wall. These drawings are there where the boy can reach. This is made by the kid who is in photographs and he now drawing fish on the wall.

As he finished the current drawing he came little far from wall, pulled fish pot with stool. Now he looks from the fish pot towards the wall. He watches the fish through the pot. He doesn't get satisfied. He again goes and draws another drawing, came back and looked through pot and this time get satisfied. He started staring at fish drawing seen from the pot, suddenly pot gets filled with water and that fish get live. [He goes in to the past when his fish was with him] Fish is roaming in to fish pot and the boy is playing with him outside the pot. He making some funny gestures, giving kisses, jumping in certain way. Now he stopped and now started staring at the fish, as he came to know that fish is happy, smiling at him and jumping. Fish jumps and the water inside the vessel got vanished. [He came back to the present] again he is looking the fish drawing on the wall. There is shade of sadness on his face and he walk out from the room with his face down.

Next day he was on the same place staring at the fish looking through the empty pot, with hands on table and his face on it like pot and he are opposite to each other, and suddenly got an idea.

He started making a paper boat and painted his golden fish on that boat. He went to riverside which is backside of his home and floats that boat in to the river. Some days passes he didn't get his fish back which is adorable.

He started making so many boats and floats in to the river every day that he can't wait for his fish so longer. He draws only fish on the boat and floats in to river. Day passes, a naked tree get a dress of green leaves, still he doing the same thing with paper boat.

One day he floats a boat in river and suddenly that boat get bounced by the force of water. A big whale came out from that river water. She turned.

Boy looked at her and he sat on her back, as he saw there are so many boats stuck on the whale's tale. He sat on the whale with a bag.







Whale started swimming. He feeling very funny and enjoying the ride. They are traveled a long distance, now sky are getting dark its evening happening soon. He slept on the whale. After bunch of hours he woke up and suddenly shouted loudly. He is on the whale which is flying in to the sky. He is feeling like a bird, free bird. Again they came on land in the river and continue journey through river. He is travelling through river and within a second whale goes under water. He saw fish village.








Travel continues through beautiful landscape, mountains and fog, where stroke of river goes. Finally after crossing fog they reached at a place where river meets sea.



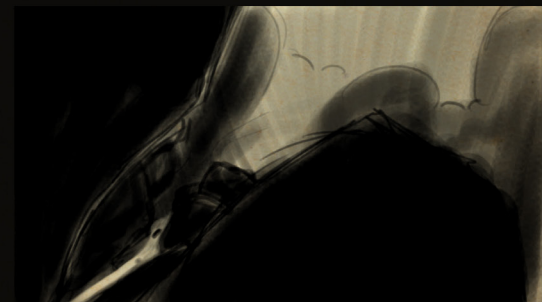
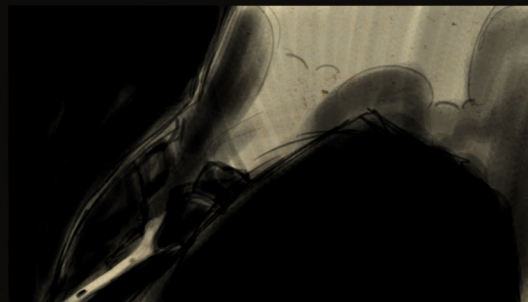



The place consist rock, fog, beautiful flowers and scent is everywhere. The place is not less than heaven. Trees are like sleeping under fog blankets. He land on the rock and walked one step and saw a so many fish are in group running in water. He started running and reached at the rock end. He suddenly got happy and started clapping because he saw a golden fish jump, his golden fish. His fish jumping in front of his face from left, right. Fish is also got happy as he saw the child. After sometime he came to know about the place is full of rocks and trees which are in the shape of paper boat. After meet he came back to the home and draws a drawing of a big whale and a boy is sited on her back and a golden fish is jumping in front of them. All of them are smiling.





THE END






STORY BOARD


















CHARACTERS

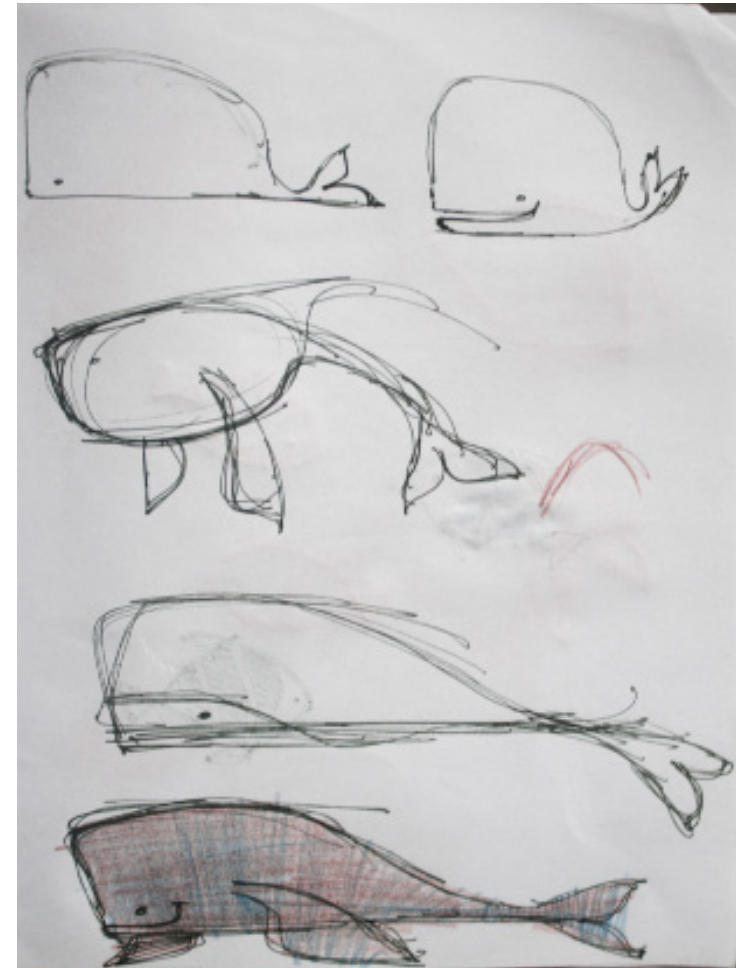
Boy Whale & Fish.



While doing eyes for the boy i wanted to do very symbolically. i put button eyes. for more expression i used a line upper side of the eyes, to make more expressive face.



While designing a character i used his figure drawing as a inspiration. i wanted to show the unstable nature of shardul through the character so i used jitter animation and curly hairs for his confusion.




whale also done on the construction which is similar to the boy.









BASIC
CONSTRUCTION/FORM.




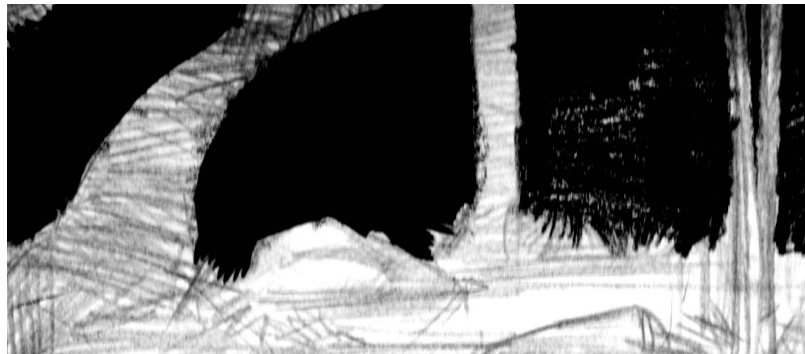





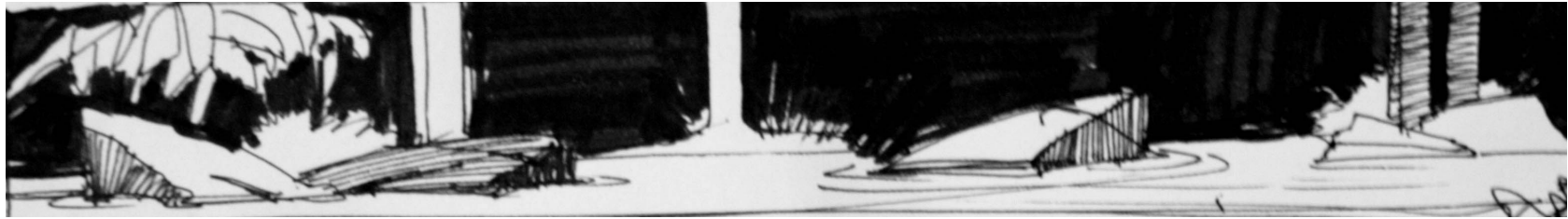
I want to create fish which is fish but not normal and not easily seen. so i took Reference of white tiger to design fish character. which will be unique.





BACKGROUNDS

Basically i wanted to build imaginary world which will be representation of children's imagination. With doin lots of thumbnail drawing give me idea of final backgrounds.






I did some panorama scenes for the panning in film. instead of moving character i wanted to move background. I just used photographs reference from village and river side to make background.




I did lots of sketches accuracy of perspective with minimum number of forms, shapes.



I used paper boat shape to form rocks also. that mean constrution of rocks are also in shape of paper boat.


FINAL BACKGROUND



Texture plays very important role in representation of feelings, idea and the mood.
so i used traditional media of painting to find desired effect.



Watercolours are used to make landscapes and thumbnail/rough design.
I used water colour for background to create transparency, mood, freshness, and fluidity in to the film.



In final look background look like water colour painting, composed of colour wash, brush strokes and of course depth of field.


VISUAL TREATMENT

I wanted to put my watercolour skills in front through background in film. a very simple and fresh paintings of Mr. milind mulik help me for Render study and the visual development. This painting pushed me to get desired effect in to the film. For this i studied various artists painting and tried to capture the understanding of watercolour and its simplicity, with lot of practice.



Paintings by Mr. Milind Mulik

Composition and simplicity of the frame is good in watercolour painting, not necessary but it gives desired effect to me than other medium..



Paintings by Mr. Prashant Prabhu

PRODUCTION

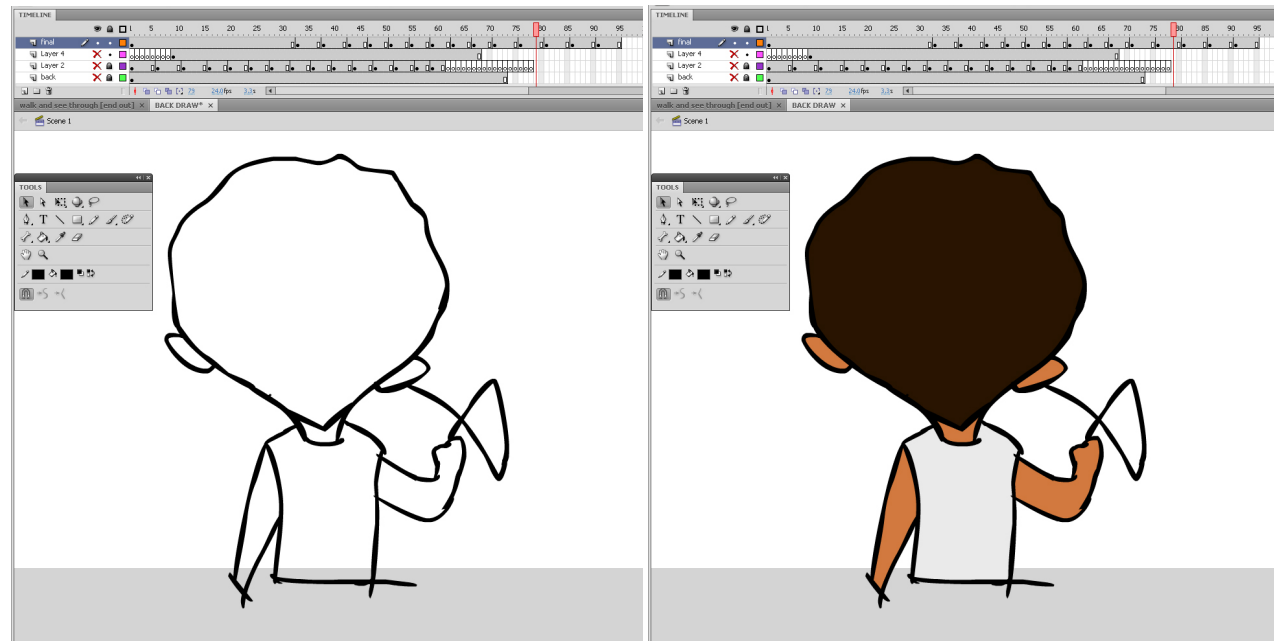
After the initial story board was in place, it was time to start lining up the story board and make a rough animatic with scratch sound.

After the animatic was complete ,in terms of timing I started tackling shots one by one depending upon there difficulty .

A plan sheet was made about how many shots could be tackled in one day and then the process of animation began.

PROCESS

Based on the animatic layout I started animating the shots. since character animation was a challenge so I choose flash as software to animate to reduce time of scanning.



Also the required background image for each shot which painted manually in water-colour with various texture applied on it in photoshop.

These backgrounds were then imported in after effects and the complete scene was composited with required treatment, camera moves and color corrections.



ANIMATION CHALLENGE

Animating him and keeping the look stylized was a challenge which I achieved after a lot of struggle, but I enjoyed animating.

The initial drawing were done in flash and colored frame by frame and composited in aftereffects with the character.

STYLE

While I was writing the script behind a look and feel for the film was already taking shape in my mind, I wanted to keep a very simple look to the backgrounds, a bit simplified but rich in color. so i decided to make in watercolour and character in flash. while compositing applied textures to make entire film like texture painting.





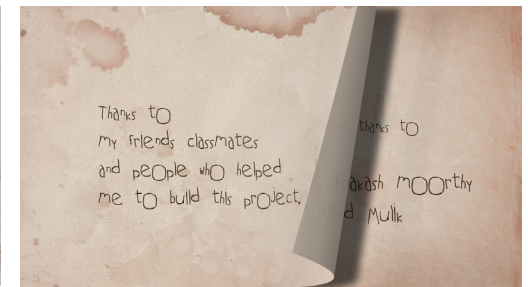


EDITING

The completed shots were then imported in Adobe Premiere and put on to the timeline and placed in a sequence .Then very basic editing was done in order to match each shot with the sound.

SOUND

The scratch sound was created using various sound effects and music from different sources. Theme music was done with addition of so many free sounds.sound mostly inspired by the tunes which create mood of loss, traveling, and happiness.

TITLE DESIGN



As a film i wanted to use sme stylization in titles. considering the entire movie is happening in a sketch book i designed titles on page.

some old, rough, teared pages get opened which have written text nd the illustrations also.

This experiment is done for the geting idea that my inspiration is sketches and shardul's sketchboovk.

CONCLUSION

A BOY AND A FISH is my first ever animation film. Visual development has been my longtime interest and this project has not only given the opportunity to design visuals for a purpose but also extended my abilities in producing animation as a whole from the developing the story and animating.

As a learning experience, the project has revealed my strengths and weaknesses not only in terms of producing the work but also as a evolving self.

REFERENCE

BOOKS

Bakhar Bimmachi. [G.A. Kulkarni]

Mugdhachi Rangit Goshta. [G.A. Kulkarni]

Art of How To Train Your Dragon.

The TARZAN Chronicles [Art of Tarzan].

WEB

Milind Mulik paintings from
<http://milindmulick.blogspot.com>

Prashant prabhu paintings from
<http://prashantprabhu.com>

Character designer interview
<http://characterdesign.blogspot.com>

Alan Cook portfolio
<http://cookedart.blogspot.com>

ANIMATION SHORTS

Father & Daughter

Gary

Icarus and the Tree Herder

Inka Bola

Second Wind

The Paper Boat

Song Of The Sea - Conceptual Trailer

Starless Night