

Summer Internship Project Report

Guide :

Suresh Eriyat

(Director at STUDIO EEKSAURUSP PRODUCTIONS PVT. LTD.)

Nilima Eriyat

(Illustrator)


Submitted by :

Samidha Gunjal,

Junior Animation and Film Design,

IDC, IIT Bombay

[09634003]



Abstract :

"I will not eat peas" is a story written by a nine year girl Many. She love telling stories and this is her first book.

The story is about the nine year old girl Minnie and her six year , fuzzy eater and tantrum throwing little sister Kathy. Their parents go out for some days and Minnie has to take care of Kathy. Book contains small stories told by Minnie to Kathy to made her eat healthy.



Preface :

In my Summer Internship Project at Studio Eeksaurus , I did Illustrations for the book “I will not eat peas” and worked on few other illustrations too.

It was a independent attempt of illustrating stories which includes idea development, pencilling, inking, colouring and designing the pages for the final story.

When I joined the studio, Mrs. Nilima Eriyat introduced me to this book. Previously the story was illustrated by the girl Manya.

But they wanted the book to be illustrated in different way which is attractive for children and keep them involved in the book. Illustrations to be very simple and attractive and easy to understand.

Along with this I illustrated a poem for Scholastics Publications, developed few ideas and page layouts for a book named, “All I can be”. Even I assisted to the Producer Gareema Prateek for a TV Commercial. And did some illustrations and small animation for TV commercial for Amaron Batteries.

And some preproduction and explorations for project called “River to River”.



Acknowledgements :

During my Summer Internship Project at Studio Eeksaurus, Suresh and Nilima were extremely supportive and motivating. Their guidance helped me to channelizing my efforts constructively. It is my good fortune to have somebody like them to guide me all along.

I want to thank all my colleagues at the studio for sharing ideas and helped me improve my work through creative interactions and valuable suggestions.

Contents :

About the Studio:	6
Introduction:	7
INTERNSHIP- the process:	8
Project 1 : I will not eat peas.....	9
Project 2 : The battle of Bohemia.....	12
Project 3 : River to River	14
Project 4 : Titan eye Wear.....	15
Project 5 : All I can be.....	16
Project 6 : Amaron.....	13
Visit to Clay Studio.....	19
Visit to Sound Recording Studio.....	20
Conclusion:	24

About the Studio :

Studio Eeksaurus is the new creature on the block, previously was a part of Famous Studios. The team has created animation films in 2D, 3D and Clay/stop motion, winning awards and growing recognition in practically every major forum and festival in the world.

About the Guide :

Suresh Eriyat is a Founder and creative director of India's premier Animation studio, Famous House of Animation - a division of Famous Studios Ltd. A year ago he has moved with 30 talented individuals and begin another exciting venture- STUDIO EEKSAURUS.

He did Diploma in animation film design from National Institute of Design (NID) Ahmedabad, India. (1991 – 1997)

Location of the Studio:

STUDIO EEKSAURUS PRODUCTIONS
PVT. LTD.
Famous Studios, 20,
Dr. E. Moses Road,
Mahalaxmi West, Mumbai 400 001.
India.



Introduction:

The objective of the internship was to have a experience of working with a studio and to understand the process of creating animations as well as book illustrations.

Primarily the attempt was to deal with the creative aspect of the process including idea building, research and exploration, story moulding, character explorations, defining the style, and ultimately rendering the concept into final pages. However, the whole idea of story book creation isn't possible to go through all the processes in such a limited period of time.

INTERNSHIP - the process :

various projects I worked on-

1. character designing, illustrations and book layout for "I will not eat Peas"
2. An illustration for a poem "The battle of Bohemia"
3. Research and character and style exploration for animated short "River to River"
4. Assisted Producer Greema Preek for a TV commercial for "Titan Eye Wear".
5. Character designing and page layouts for the book "All I can be"
6. Animating illustration for the TV commercial for "Ameron Batteries".

Visit to Clay Studio at Bandra.

Visit to Sound Recording studio.


Project 1 : I will not eat peas

Phase 1:

Nilima introduced me to Manya and her story book. I read the story many times, and started with the doodling the characters.

I firstly tried to imagine how a child would love to read the book. And came up with different ideas to illustrate.

I made some doodles and had feedback from Nilima and Suresh. I referred some books for the illustrations for children.







Designed few options for the two sisters and it was sent to the client for approval.

After a week , the client approved one style of the characters.

Kathy



Minnie




Phase 2 :

After the approval of characters, I did model sheet for the two sisters.

And started with the illustrations. While doing illustrations I used get feed back from Suresh and Nilima and as well as their seven year old daughter Ananya.

I came up with different options for the illustrations and did page layouts in sketched form and send them for approval.





Project 2 : The battle of Bohemia

I did a illustration for a poem “The battle of Bohemia” for Scholastics Publishers. This poem is based on the battle between England and France.

Phase 1 :

Read the poem and did some research on the context of the poem. About the country houses, battle, costumes, and some rendering styles.

Then designed the characters and some layouts . And they were sent for approval.



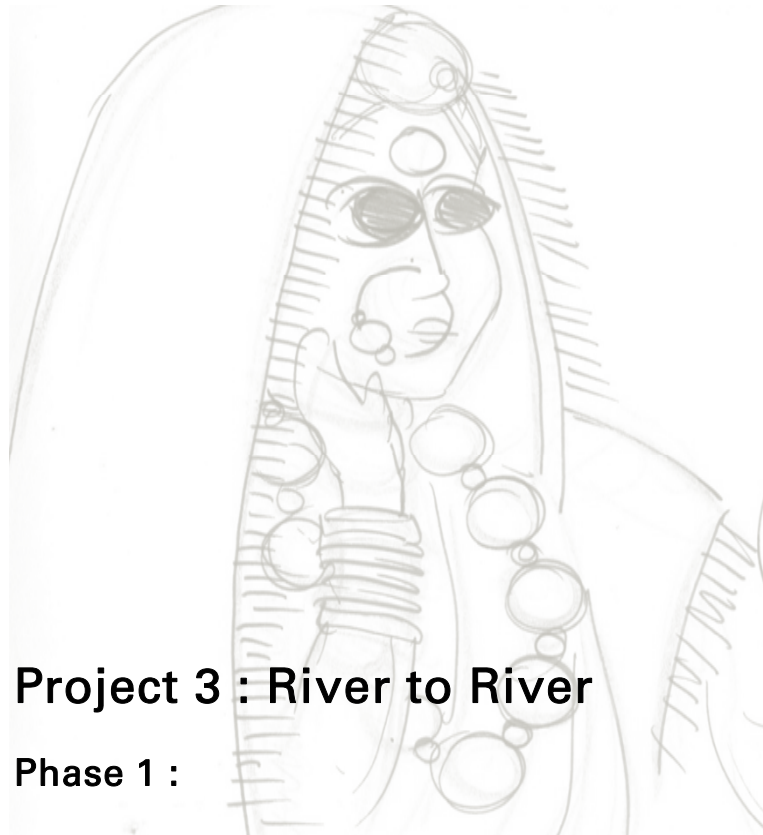


Phase 2 :

The previous illustration was in cartoony style and the client wanted it more in surreal style.

I did few more options and inked the final one.





Project 3 : River to River

Phase 1 :

When the illustrations of previous project were sent for approval, Suresh briefed me on the project "River to River" an animation short.

Phase 2 :

Basically the concept is based on the Indian Culture. I did some research about Indian Traditions, cultural symbols, costumes, traditional dance forms, and tried to represent them as simple characters .



Project 4 : Titan eye Wear

This TV commercial has been done in Stop Motion and Edited and Composited in a Week time.

The shooting part of the project is mostly done by Clay-animation team. And Gareema Prateek was the Producer who does Freelance work for the commercials.

In the process of making of this commercial, I assisted Gareema, during the Model Auditions, collecting material for shooting, buying props and costumes for the model.

Even I got opportunity to attend the Sound recording of the same.



YOGA INSTRUCTOR

1. Yoga is a way of life, not just exercises or stretches, so a yoga teacher must meditate, study philosophy, eat a yogic diet and even work at being good in his thoughts, words and deeds.

2. A yoga teacher goes to an ashram to study yoga. He may live there for a long time and learn asanas, do social work and study philosophy and even pass exams before he can get his yoga degree.

3. A yoga teacher must practice asanas or steady poses every day in order to get better and be a better teacher.

4. Some yoga teachers are yoga therapists and teach specific asanas in order to cure certain diseases.

Super Sun Smiles

Sole

The Surya Namaskar or Sun Salutation is an excellent yoga warm-up to do before practicing asanas. Follow the poses in the pictures from 1-12 to do one round of Surya Namaskar. Then do 1 or 4 rounds with each leg until your body is all warmed up.

Yoga comes to Life!
Yoga asanas are inspired by things in nature. See if you can match the asana to the thing it was inspired by. (Picture of child performing asana and of animal/object).

1. Bow (Dhanurasana)
2. Fish (Matsyasana)
3. Lion (Simhasana)
4. Boat (Padmasana)

Seascapes

Coral reefs are home to many of the ocean's creatures. They are now endangered because people mine coral to use them in their home aquariums and as show pieces. Follow these steps to make your own eco-friendly coral, polyps and starfish.

What goes in the middle?

1. Kitchen scrubber, dish washing liquid, steel wool
2. Carrot, spinach, tomato
3. Moon, planet, sun
4. Paint over it with thick poster paints.
5. Use them to decorate your room or gift them to your friends who love the sea.

Sea anemone, algae, sea urchin
Sea anemone, sea urchin, hydra
Fish, dolphin, crab

MARINE SCIENTIST

1. A marine biologist studies and records aquatic and plant life in the ocean.
2. He may work in the ocean and/or a laboratory.
3. He also researches on the effects of over fishing, pollutants, oil spills, climate change, landfills etc on the ocean.
4. He prepares reports on his findings and often advises government agencies on what steps they can take to make the ocean a better place for aquatic life.

Project 4 : All I can be

Phase 1 :

When the illustrations of previous project were sent for approval, Suresh briefed me on the project "River to River" an animation short.

Phase 2 :

Basically the concept is based on the Indian Culture. I did some research about Indian Traditions, cultural symbols, costumes, traditional dance forms, and tried to represent them as simple characters.

ADVENTURE TOURISM ORGANIZER

1. An outdoor adventure guide organizes and conducts tours or camps for nature enthusiasts, sports enthusiasts or hotel and resort guests.

2. Adventure guides design tours for mountaineering, fishing, camping, white water rafting and are responsible for equipment and for the safety of their clients.

3. He must be friendly and have many skills and strengths, knowing how to cook meals, set up camp, rescue people, first aid etc.

4. Often their work is seasonal and depending on what they do they may have to be away from home for short or long periods of time.

Fill in the blanks

The Bindu family had an adventure filled summer. See if you can fill in the blanks to figure out what each one did.

Last summer, my sister/friend Jessie and I went for an adventure sports camp. In the Andaman islands we went N _ _ K _ _ ING and saw some beautiful fish underwater and then sat on the beach eating our lunch while we watched a group of young men W _ _ D _ _ F I N G. Then we went C _ _ _ ING in the Clear wildlife sanctuary where we lived in a tree house. Didi went to Dubai to visit her pen pal Aleya and they went to the desert for a dune S _ _ L. Papa and Mummy didn't want to be left out of all the fun, so they got really adventurous and went P _ _ A G _ _ ING. In Kamshet, Mummy said she felt like she was flying as free as a bird and Papa said that was just to act brave. Bhalya didn't want to come with us girls, so he took off to climb the Himalayas and became the first man from our family to go M _ _ N _ _ R I N G. Dada and Dadi gave us all a fight when they told us they had decided to go B _ _ G _ _ Jumping off the Howrah Bridge. Thankfully they were only teasing us. Phew! What a thrilling summer we all had!

with friends/family

1. Take a good look at your neighbourhood park. Look at common things creatively and see how they can become adventurous. A low wall that you can climb over can be a mountain to scale. Slides and jungle gyms can become an adventure ride park. Look at flowers and trees closely and see what makes them special so you can talk to your tour guests about them. Find the highest point from where you can give your tourists a bird's eye view of the park.
2. Then create a dramatic name for your tour and a story that uses all your new discoveries. Decide for how long your tourists will stop at each stop. Remember they may need time to ask you questions or take pictures.
3. When you are ready, decide on a starting point and time and invite all your friends on your adventure tour. You can even use your bicycles as your "tour buses" and paint your tour name on an old T-shirt. If you have a whistle you can use it to remind your tourists when it's time to leave each attraction.