



ANIMATION DESIGN - PROJECT 2

THE OTHER SIDE - *An animated short film.*

Project by:
Shrikant S Menon

Reg No: 216340008
November 2022

Project Guide
Prof. Sumant Rao

Project Co - Guide
Prof. Swati Agarwal

IDC School of Design
अभिकल्प विद्यालय



IIT Bombay

DECLARATION

I hereby declare that this written submission submitted to IDC School of Design, IIT Bombay, is a record of original work done by me. This written submission represents my idea in my words, I have adequately cited and referenced the original source.

I also declare that I have adhered to all principles of academic honesty and integrity and have not misprinted or falsified any Idea/ fact/ source in my submission. I understand that any violation of the above will be cause for disciplinary action by the institute and can also evoke penal action from the sources which have thus not been properly cited or from whom proper permission has not been taken when needed.



Name: Shrikant S Menon

Date: 18/11/2022

Place: IDC, IIT Bombay, Mumbai

Approval Sheet

The Design Project 2 Titled “ The other side : Animated Short Film” by **Shrikant S Menon** , **Roll Number 216340008**, is approved in partial fulfillment of the requirement for the ‘Master of Design’ in the Animation and Film Design at Industrial Design Center, Indian Institute of Technology, Bombay.

Project Guide :

Digital Signature
Sumant Muralidhar Rao (i07120)
05-Jul-23 12:52:36 PM

Chairperson :

Digital Signature
Girish Vinod Dalvi (i13174)
06-Jul-23 10:50:58 AM

Internal Examiner :

Digital Signature
Abhishek Verma (20002708)
05-Jul-23 01:00:43 PM

External Examiner :



Dhimant Vyas

Date : 06-07-2023

<https://ams.iitb.ac.in/d/112548-ZC8CSBMCXPKPLG0T>

ACKNOWLEDGEMENT

The completion of this project could not have been possible without the participation and guidance of many people. I am thankful to Professor Sumant Rao, Professor Swati Agarwal and Professor Aditi Chitre for their valuable guidance and support at various stages of this project. The suggestions and constructive criticism helped me understand how to go about completing this project successfully.

I am thankful to all the Professors for their feedback and suggestions during the project presentations. I would like to thank my colleagues for helping me improve my ideas and animation for this project.

I'm deeply grateful to people who contributed their valuable time to me and shared their stories, experiences, and knowledge for the project.

ABSTRACT

This project is an attempt to depict the emotions of two children who come from different classes of society and they are unaware of how the world works. Even though the kids are from different classes, they feel the grass is greener on the other side. The story takes place in Mumbai where two kids happen to meet each other by chance and they imagine themselves happier on the other side. The story was inspired by my personal experience of travelling in Mumbai. I have tried to convey the feelings and emotions of kids who feel they don't have what the others have.

CONTENTS

1) Introduction07
2) Research09
a) Primary Research10
b) Secondary Research11
c) Mind map14
d) Mood board15
3) Story Development16
a) Concept 117
b) Concept 218
4) Final Story and Storyboard24
a) Final Story25
b) Final Storyboard26
c) Shot breakdown30
5) Character Design31
6) Concept art and inspirational sketches39
7) Production44
8) Conclusion48
9) References50

01 INTRODUCTION

Introduction

Economic inequality is the unequal distribution of income and opportunity between different groups in society. It is a concern in almost all countries around the world and often people are trapped in poverty with little chance to climb up the social ladder. But, being born into poverty does not automatically mean you stay poor in terms of happiness. Happiness is one thing that is not determined by money. People can become happy because of many reasons. It could be even a small thing as a smile. Even a person who is rich can have a stressful life and a person who is poor could be satisfied and happy with what he has. When it comes to kids, they don't know the complexities of the world, like poverty, richness or classes of society. Their minds are pure and they just want to experience love and be happy. I intend to show and spread the idea of empathy through this film.

I got this opportunity to think about this topic while travelling through Mumbai. People and kids from a nearby slum in the city, were filling water from a broken pipe which had a leakage, while the city is busy in its daily routine. While the adults were filling water and doing their chores, the kids were playing in the water and messing around with their parents. This made me think about their happiness in the very minutest of the things. At the same time people around them, who are

from upper classes are leading a stressful and hectic life, running for work, etc.

This led to the thinking that happiness and satisfaction doesn't arrive from money or being in different classes of the society. People will always have a void in their life that they think is present in the opposite side. I intend to show this feeling of happiness, satisfaction and empathy through the film through the eyes of small kids.

02 RESEARCH

Primary Research

Primary research for the thought of this film are from the personal experiences from Mumbai city. Most of the ideas for the concept of location building was captured from places near Aarey and Goregaon, where we could see the slums and high rises together in the same place. This made me realise that Mumbai is one of the best places to see economic division in different categories. We could see places which have high rise buildings and which also have slums near to it. Different classes of people use the same mode of transportation. eg, buses. Local trains, metro, etc. People from every part of the city and country visit the tourist places in Mumbai regardless of their backgrounds.

Visually, the one thing that connects the slums and high rises is the blue tarpaulin sheets that are widely used for covering the roofs of the slum, and also used as a protection from rains in front of windows in some of the high rise buildings too.



Secondary Research

Two, by Satyajit Ray

The film speaks about two kids from different classes of status, one rich and one poor. The rich kid has all the luxury at his home to be happy and satisfied. He shows off his belongings to a poor kid making him tempt for the luxury that the rich kid has, but in fact the poor kid is satisfied with what he has and is joyful to show his objects to him. But when the poor kid flies a kite which the rich kid doesn't have, he destroys the kite and tries to make the poor kid sad. But the poor kid is still satisfied with whatever he has and not affected by the action. The rich kid is the one who gets disappointed.

The film shows the jealousy and satisfaction aspect of two kids from different class.




Source : <https://learningandcreativity.com>

Where children sleep , by James Mollison

Photographer James Mollison travelled around the world taking photographs of children and the places where they sleep. He shows the comparison of kids from different locations in terms of their class, poverty, emotion, maturity just through a common connecting aspect of where they sleep.

This idea of representing a society or an emotion by comparing an aspect is something that I got struck with and wanted to explore more on this matter.

Happiness and satisfaction is something that doesn't necessarily require class, status or money. Hence, this is one factor that can be used for comparison explored to show the emotions of kids.



Source : <https://www.jamesmollison.com/where-children-sleep>

Films on Economic divide.

Many films, animation and live action have been produced on the topic of economic divide. But most of them like, Korona by Debjyoti Saha (Animation) and Two by Satyajit Ray (Live action) portrays mostly as the upper class as a luxury class and they have all the amenities with them to make happy. For this film, I wanted to try the other aspect of this belief. I wanted to show that few things are still looked as unachievable by both the classes and they long for it. And at the end, I wanted to impart a message that to be satisfied with whatever we have.

Based on the personal experiences and the primary and secondary research, a mind map was made to understand which all directions can be taken for the story.

Korona by Debjyoti Saha



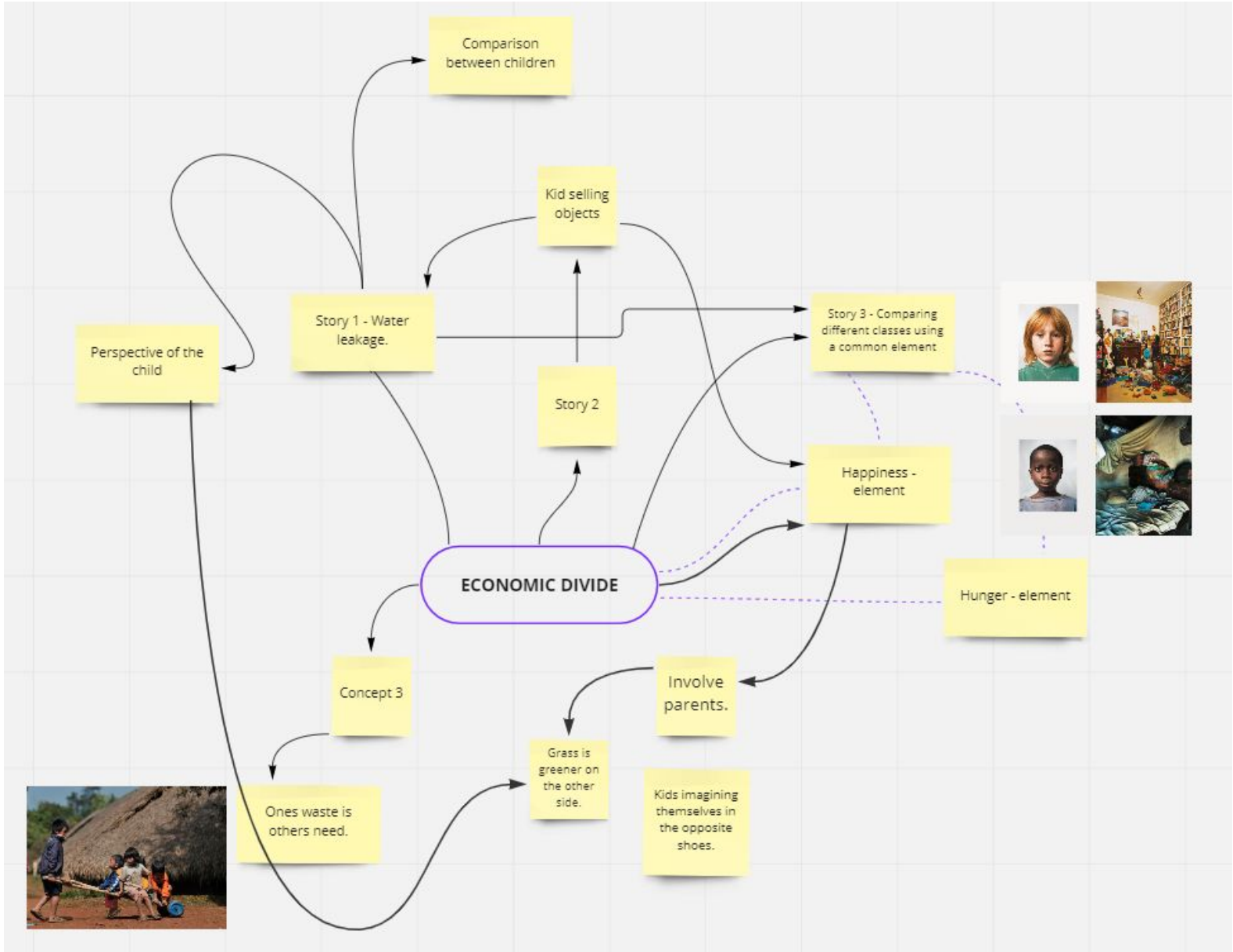
Source : <https://www.youtube.com/watch?v=xae9e-yjNdo>

Two by Satyajit Ray




Source : <https://www.youtube.com/watch?v=zACGLjd9JNY>

Mind Map



Mood Board



03 STORY DEVELOPMENT

Story Ideas

CONCEPT 1

- Normal busy street in Mumbai which is divided into upper class areas and slums.
- A water pipe breaks out and people from the slums make use of it.
- Kids play in the muddy water and they enjoy it very much.
- Adults wash their clothes and use the water for other purposes.
- The place becomes very lively, directly opposite to the vibe of Mumbai.
- After one week, people from the corporation fixed the pipe.
- The people go back to their houses and the place becomes like the old busy street. Vehicles use the space for parking.

FEEDBACK

The story was exact representation of the incident that I had seen and it lacked the factor of economic divide. Even though the story could have been completed in one minute, there were less emotions on economic divide for the viewers to relate.

Story Ideas

CONCEPT 2

- A 10 year old kid (Ishaan) is sitting in a car with his parents.
- He is enjoying his travel inside the car.
- The car stops nearby for his parents to buy something.
- The kid in the car hears kids playing outside on the street.
- He checks the children playing in muddy water.
- Kids are enjoying playing in the water.
- We see their parents playing and throwing water on the kids.
They are also washing their clothes in that water.
- The kid looks out of the car's window and sees them in his imagination as they are free and floating in the water.
- The kid in the car gets out with the intention to play with them.
- As soon as the kid reaches the water, his parents shout and take him away into the car.
- The kid playing in the water (Jai) notices the other kid and his parents.
- And he sees them in his imagination and looks at the kid getting


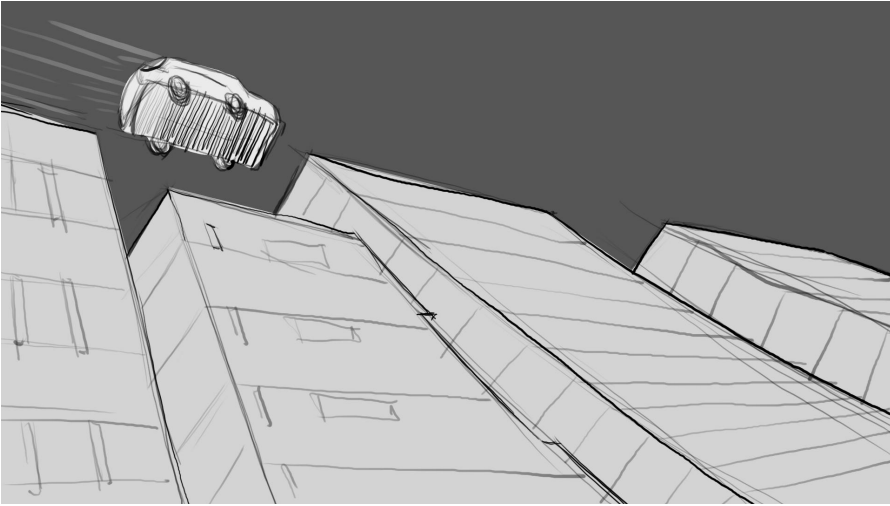
into the car which is actually on a cozy bed.

- He imagines it as a luxury that he can't experience.
- He comes back to reality when someone splashes water on him.
- The kids look at each other as the car passes away.


FEEDBACK

The story showed the difference between the feelings and imagination by kids from different classes. But the amount of imagination like this is rare for kids aged around ten year old. The part of this imagination had to be improved.

Inspiration sketches for concept 2 that shows the imagination of the kids.



Storyboard for Concept 2



Shot of the waterleakage on the road. Busy street.



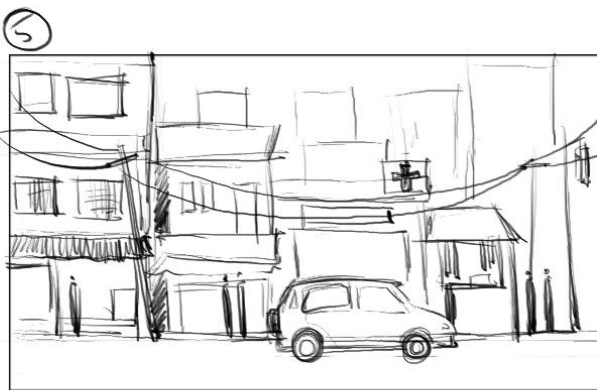
Focusing to the background showing the traffic on the street.




Cut, kids from the nearby slum play in the water. People also use that water to wash the clothes. We see a car approaching on one side.




Cut, we see a kid inside car playing on his tab. He has his toys with him




The car stops in front of a shop



We see his parents get out of the car. They warn him not to get out and stay seated with seat belt.



We hear kids playing on the street and the kid looks out.




We hear kids playing on the street and the kid looks out.



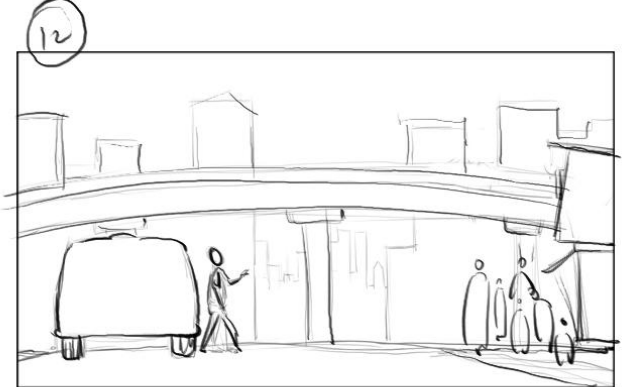
The kid looks out of his car window



Close up of kids enjoying the water leakage. He thinks " They are so free, i would love to join them to play"



The kid opens the car door and wants to join them.



He gets out of the car and looks at them. The area where the kids are playing becomes magical.




As the kid approaches them, a hand stops him from crossing, suddenly.




His mother grabs him and shouts at him to get into the car.



The kid from the street hears them and turns around



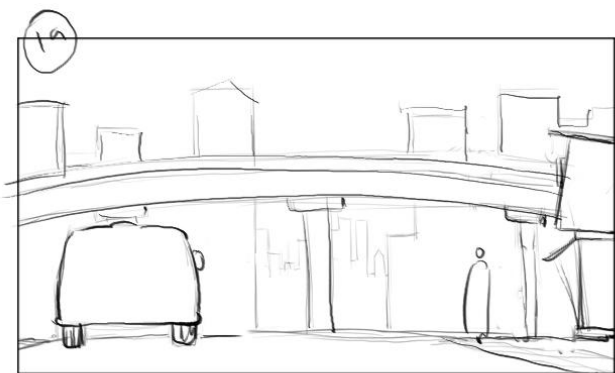
He watches them getting into the car.



He looks at the car in awe.



The car looks magical for him. He thinks "such a beautiful car, when will i get to sit in one of them?"



They both look at each other as the car leaves by.




04 FINAL STORY AND STORYBOARD

Final Story

- A water pipe breaks in the busy street of Mumbai
- A 10 year old kid (Ishaan) is sitting in a car. He is coming back from school
- A maid is sitting in the front and she is picking Ishaan from school.
- The car is being driven by the driver.
- He is playing on his phone and had his toys beside him in the back seat of the car.
- The car stops nearby and the maid goes out to get some groceries.
- She tells Ishaan to remain seated.
- He hears some kids playing in the street.
- Ishaan looks at them and stares at them.
- He sees children playing with their parents.
- The parents are filling water in paint buckets and drums and the kids are messing around. One kid climbs on his father and he throws him up in the air and catches him.
- Ishaan sees them and he thinks about his parents.
- He starts imagining himself in the position of the other kid.
- He steps out of his car and his maid runs towards him and asks him to get in the car.
- As they get into the car, a Jai (Chintu), notices them.
- He looks at the car and Ishaan in uniform.
- His face changes from joy to emotionless and he is imagining himself in that car in the uniform.
- Chintu comes back to reality when his parents splash some water on him and he goes back to play with them.
- The car also leaves.
- The film ends with a slow zoom out from the top shot, showing the economic divide in the location.

Final Storyboard



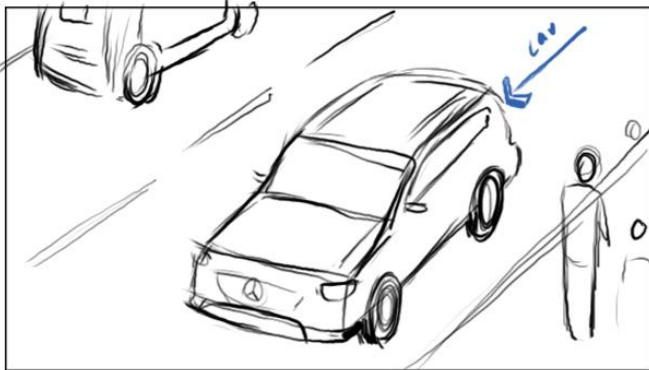
A pipe is leaking in a busy street of Mumbai.



A car is approaching the street. We can see slums on one side and buildings and shops on the opposite side.



Cut, inside car, Ishaan is sitting in the back seat of the car in his school uniform and playing on his phone. We see his fancy bag and toys beside him. His expression is pale.




The car stops at a point.



We see the driver and the maid in the front seat. And the maid just actions Ishaan to sit there and she goes out.




Ishaan plays with the phone and suddenly he hears kids playing outside.



He looks at them.



He sees parents collecting water and washing clothes. And the kids playing in water and one of them trying to climb on the father.



Ishaan looks at them in awe.



Cut, we see the father throwing up the kid in air.



The camera pans up to see the kid in air. The camera stays there and the kid goes down. Suddenly the background becomes coloured.



The next time kid comes up it is ishaan who comes up. He is imagining himself in the situation of the kid.




Suddenly we hear the car door shut and Ishaan comes back to reality to see his maid getting back to the car and shouting him to come inside car. Ishaan is already outside the car. The color becomes monochrome again



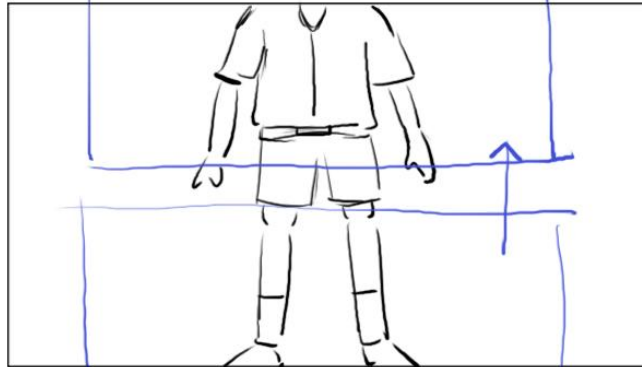
He looks back at the kid




Suddenly Chintu notices Ishaan and his car on the opposite side of the street.



He looks at the car and looks at Ishaan and his school dress.



The camera pans up the dress as if Chintu is looking at the dress. The background also starts to become coloured



We see that Chintu is imagining himself in that school uniform.



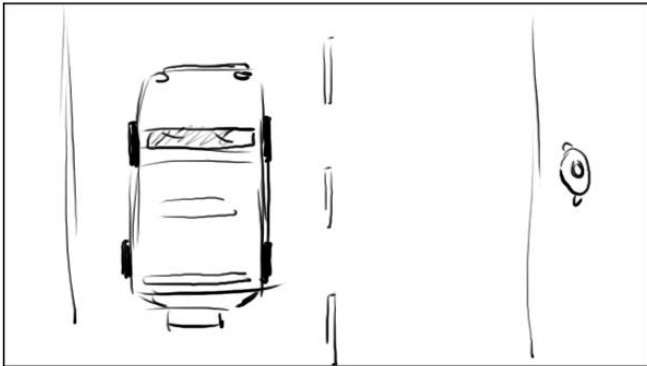
The kid gets into the car and as soon as he shuts the door, the kid snaps to Ishaan and the color comes back to monochrome. Ishaan looks at the kid.



Chintu looks at Ishaan and then smiles.




Ishaan looks back and smiles too.



Cut, we see the car leaving and chintu on the opposite side from the top angle.



The camera zooms out to see the economic divide in the slums and high rises.



Animatics

<https://youtu.be/5wHHayHm8t0>

Shot Breakdown

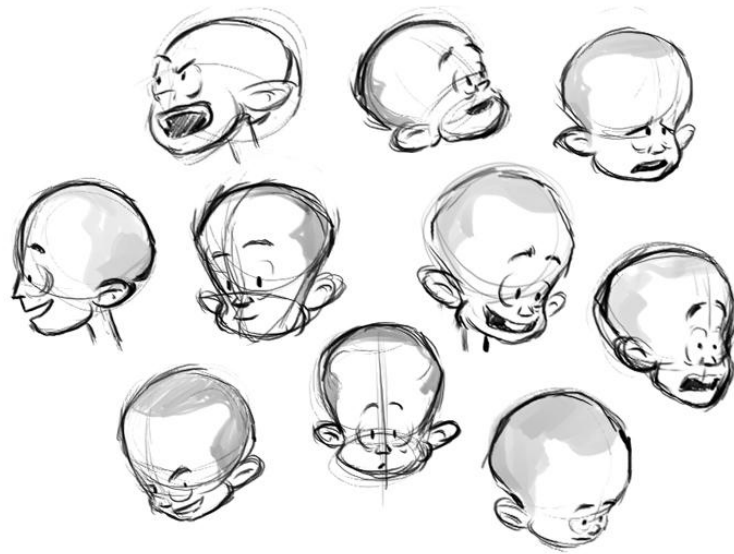
Scene	Shot	Description	Duration (in seconds)	Difficulty level	Background no.	Layout	Animation				Color	Background color	Comp
							Rough Keyframe	Cleanup of keyframes	In betweens	Cleanup of Inbetweens			
1	1	Establishing shot with title. Showing father and kid in slum and water leak.			01								
1	2	Shot showing car and the slums	2		02								
1	3	Car interior, showing driver, maid and the kid.			03								
1	4	Kid opening door and getting out. We see the slums in the back. Zoom in			04								
1	5	Close up of dad throwing chintu up			05								
1	6	Shot of Ishaan looking at Chintu			06								
1	7	Close up shot of Chintu in air and then transforms into Ishaan.			05								
1	8	Same as Shot 6 in awe			06								
1	9	Shot of Ishaan's father putting him down and then it transforms to Chintu and his father. He looks at Ishaan.			09								
1	10	Cut to close up of Chintu about to walk towards Ishaan.			05								
1	11	Chintu walks in through the left of the screen and stops. We see Ishaan and his car on the opposite side.			11								
1	12	Close up of Ishaan turning into Chintu. Camera pans down from face to his feet. The maid crosses through in front of Ishaan.			12								
1	13	Close up of Ishaan and the maid is opening the door for him. He turns to get into the car.			13								
1	14	Chintu looks sad, close up.			14								
1	15	Ishaan looks through the car window, sad. Then he smiles.			15								
1	16	Same as shot 15. He smiles and someone splashes water on him and he runs.			16								
1	17	End shot. Aerial. Showing the busy Mumbai city and the economic divide in the buildings and slums.			17								

05 CHARACTER DESIGNS

Character Design —



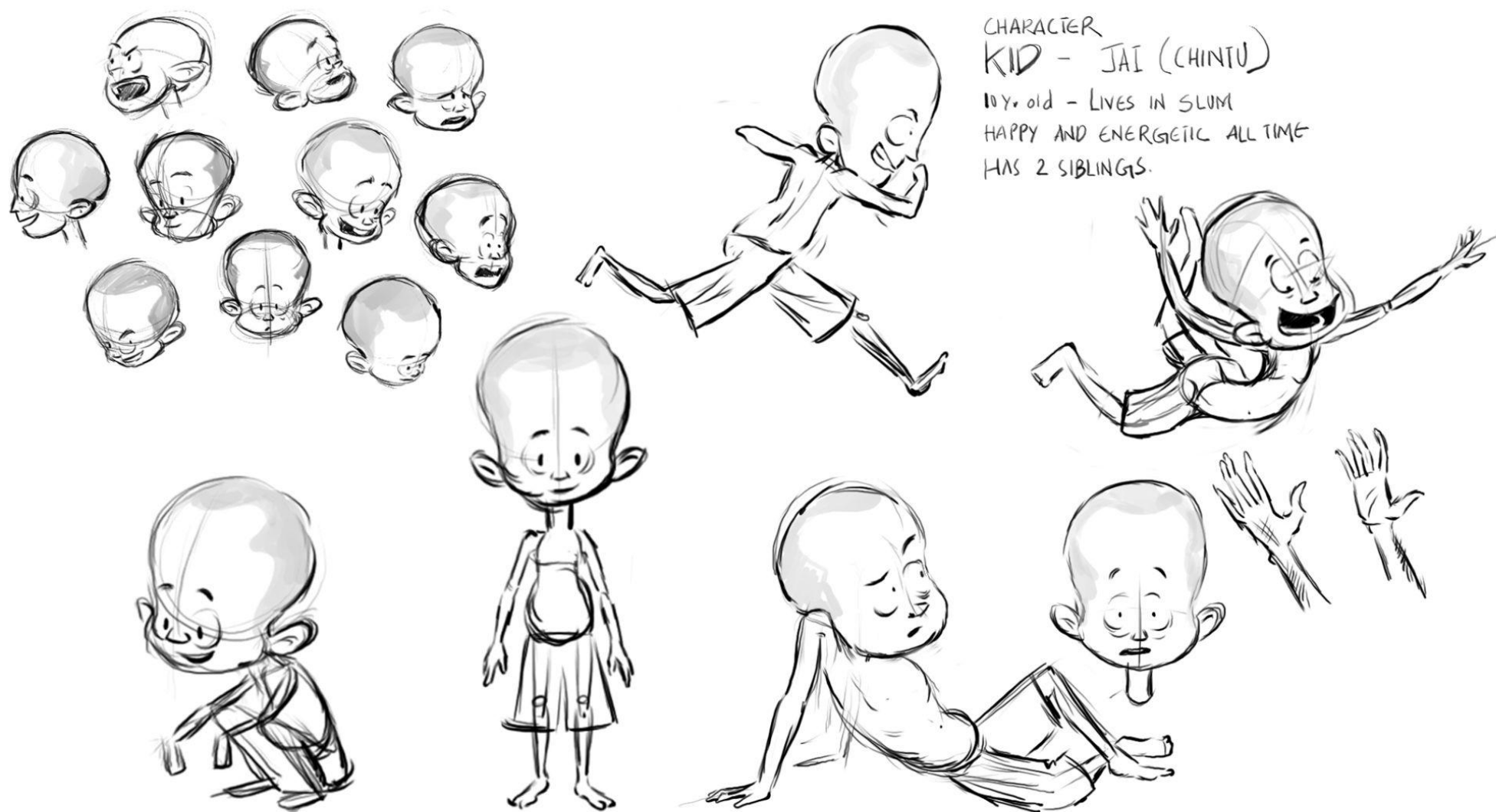
Character explorations for the rich and poor kid



CHARACTER
 KID - JAI (CHINTU)
 10Y. old - LIVES IN SLUM
 HAPPY AND ENERGETIC ALL TIME
 HAS 2 SIBLINGS.



Version 1 for the poor kid Chintu (Jai)




Version 2 and final character design for Chintu (Jai)




CHARACTER DESIGN


ISHAAN - 10yr old
UPPER CLASS FAMILY
ONLY KID - GLOOMY



Version 1 for the rich kid Ishaan




Version 2 and final character design for Ishaan



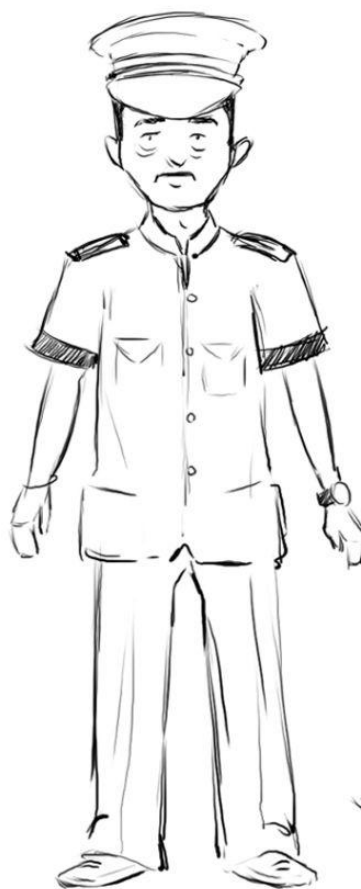
MAID
— FROM MAHARASHTRA



Character design for maid



Comparison of Chintu's father with Chintu.




DRIVER



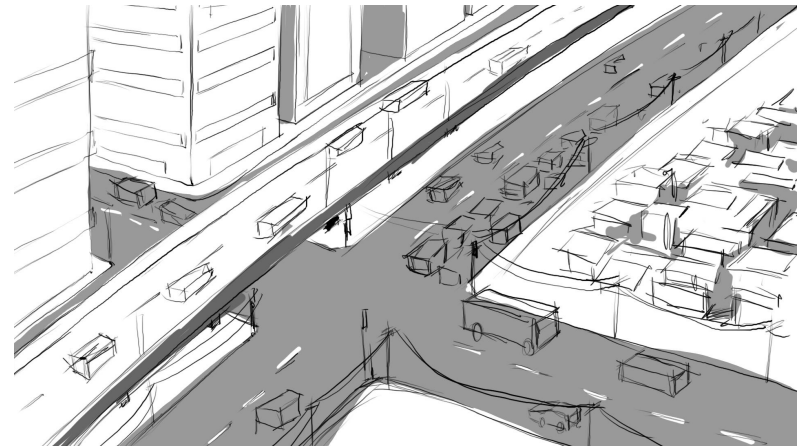
Character design for driver

06 CONCEPT ART AND INSPIRATIONAL SKETCHES

Reference image for mood of the film



Initial idea of the rich kid in car



Initial idea of the location



Initial idea of the poor kids playing



Concept sketches for the location

Reference image for mood of the film





Source:

<https://www.pinterest.com/pin/artstation-slums-anthony-brault--446349013064119068/>




Initial concept sketches for the mood



Concept sketches for the location

Trying out different camera angles for final storyboard using 3d modelling in blender greasepencil




Final style concept of the film



07 PRODUCTION

Layout Design

Initially, started finalising the layout designs to get the complete idea of the location and how to place the characters. After designing the layouts, I got a clear idea of how and where the camera should be placed and moved. The layouts were done larger than the canvas size of the film allowing me to set the camera.



Animation Reference


Reference for the car was taken from the Mercedes Benz glc model. Actions of the characters in the film were acted out to get the reference of it.



Source : <https://www.autocarindia.com/cars/mercedes-benz/glc>



Reference for the shot for father throwing kid.


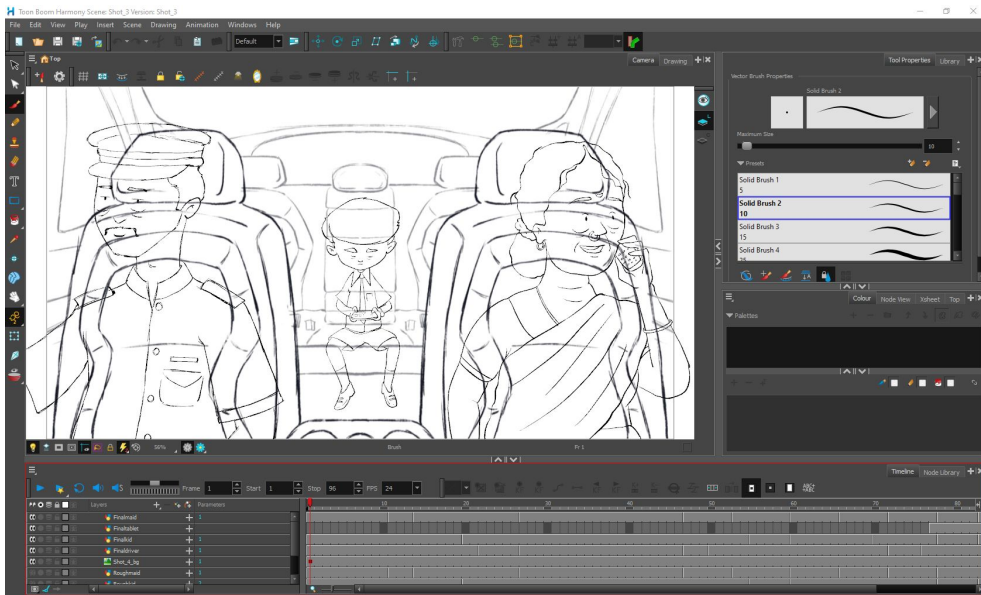


Final line test from the reference.

Animation

Rough Animation, Keyframes and Clean up

Rough keyframes and animation were done using the references and then were cleaned up. The in betweens were done after the cleaned up keyframes. All the animation was done in Toon Boom Harmony and the layouts and backgrounds were completed in Adobe Photoshop.



Line of action



Rough keyframe



Clean up

08 CONCLUSION

Conclusion

The ideation from a basic concept for the film took time.

Thinking of adding instances that help enhance the emotion of the film took more time. With the help of my guides Prof. Sumant Rao, Prof. Swati Agarwal and Prof. Aditi Chitre for representation techniques, I could overcome this aspect of ideation.

During the pre production and production stage, I got to learn more about arranging the files and creating a backup for everything so that the work goes smoothly. Organizing the files is something that helped me avoid the confusions. Creating a shot breakdown excel sheet with the guidance of Prof. Sumant Rao helped me understand the number of shots and identify the difficult and easy shots.

The site visits and the primary research which was done during the representation technique module by Prof. Aditi Chitre, helped me see and understand the feeling of the location and its people which in turn helped me grab the emotions of the people.

09 REFERENCES

Sound Design

<https://freesound.org/>

<https://www.zapsplat.com/>

Mumbai Aerial photographs for mood board

<https://www.mediapolisjournal.com/2019/11/the-mumbai-slum/>

Where children sleep

<https://www.jamesmollison.com/where-children-sleep>