

Redesign of a two-wheeler for fast food delivery

Industrial Design Project -2


IDC

IIT-Bombay

Guide: Prof. V.P.Bapat

Prof:Nachiketa Sadhu

Shweta Suthar 05613003



INTRODUCTION

In today's context, most people have adapted to the habit of ordering for food from restaurants and fast-food eateries, not wanting to disturb their busy work schedules.

The business in fast-food deliveries has increased for this very reason.

The project looks at the area of developing an easy solution for delivery men employing two-wheelers to wean through traffic.

Interactions of the user with the vehicle and the delivery box are addressed to create a more efficient system.

DESIGN NEED

Prime drive behind
Fast-food delivery
service



Increasing the
number of
"orders"



Retaining the **freshness** of
the food within the **time**
limit

DESIGN SCOPE

The scope of the project lies in increasing the business for the fast-food joints, with providing an economical and efficient delivery system and extrapolating the design to be used by any restaurant other than the fast-food delivery sector also.

TARGETED DESIGN AREAS

Modifying the existing
chassis for more efficient
delivery system

Redesigning the delivery
box to make the user
interaction easier

Creating a visual identity
for the fast-food delivery
joints

DESIGN BRIEF

1) DELIVERY VEHICLE

- Designing a two-wheeler delivery vehicle which is easy to drive in **traffic jam situations**
- The vehicle should be **easy to maintain** and economical (**fuel efficiency, servicing**, etc) considering that the service provided is free of charge.
- The user age group is **24 - 40 years**.
- Additional **attachments should be easily replaceable** to cater to the change in users and their requirements from time to time.
- For want of avoiding accidents, the vehicle should not be allowed to cross a **speed limit of 60 km/hr**
- Weight carrying capacity of **100 kg**.
- Vehicles should be **easily put on / off stand** to cut down delivery time, furthermore, the option of a **self-start** should be provided.
- Creating a **visual identity** on the vehicle body and box for reflecting the image of the restaurant as well as **drawing visual attention** and **promoting the fast-food delivery service**.



DESIGN BRIEF

2) DELIVERY BOX

- The box should be **light-weight** (not more than 15 kg) to **facilitate portability** in case of break-down scenarios
- The box should **retain the heat** to enable fresh, hot-food delivery service.
- The material of construction should be **food-grade** and **corrosion resistant**.
- Surfaces should be provided for carrying the **company logo and visual identity graphics**.
- The box should be **impact-resistant** and **shock-absorbent**, in case of accidents or moving over speed breakers at high speed.
- The box should give a **hint of the content** carried within.
- The overall width of the delivery box should **not be more than 52cm**, keeping in mind the biggest size of the pizza delivered.
- The box should be **easy to maintain and operate**.



SCENARIOS - THINKING ABOUT THE PRODUCT'S POTENTIAL



Traffic jam scenarios cause delays in delivery time - *making the vehicle maneuverability higher*

Miscommunication in providing addresses - *communication systems fitted to the vehicle*

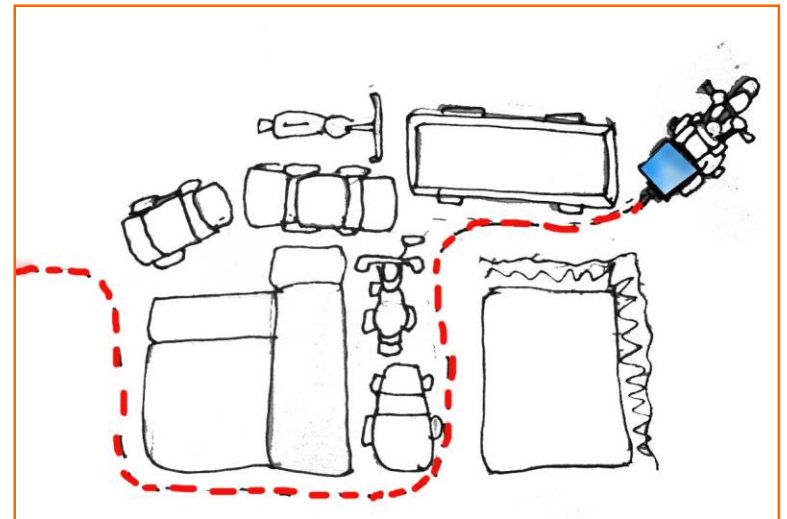
Fake orders at the main fast food center - *Confirming orders before delivery by phone*

Long distance deliveries to be met within the given time limit - *optimum speed to be reached with better fuel efficiency*

Parking issues and putting the vehicle on stand - *compact vehicle that can fit into tight spaces*

Running out of petrol, breaks down during journey hours - *easy maintenance and economically feasible options*

Lack of man-power on service routes leads to loss in business - *providing maximum comfort to engage potential users*



EXISTING VEHICLES - BENCHMARKING



EXISTING FOOD PACKAGING



Existing pizza boxes - corrugated board



Stiff card
containers



Plastic disposable
plates



Aluminium
catering trays

EXISTING FOOD PACKAGING

Box Size (in or cm)		Paper Type	Fluting	Printing
7 "	17.8	White - white kraft White - brown kraft Brown - brown kraft	E	Flexo
8 "	20.4			
9 "	22.9			
10 "	25.5			
11 "	28.0			
12 "	30.5			
14 "	35.6			
15 "	28.2			
16 "	40.7			
Others upon request				



Delivery hot bags

The insulated hot bags are employed for maintaining the heat in the bag

The bags are made of vinyl with cotton insulation

Bags are kept for charging at least for 15 minutes, before the delivery

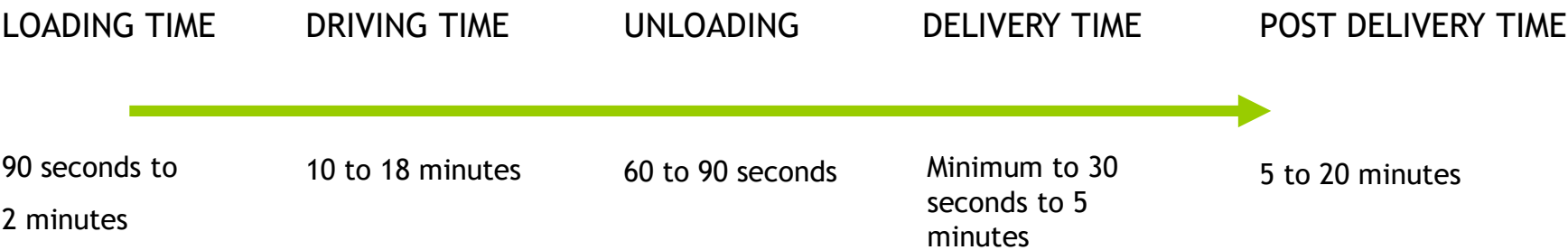


CASE STUDY AND ANALYSIS

Harish ,Powai
Sujata Palace
Navjivan ,galleria, Hiranandani

Dominos : CT 100
Pizza hut : Bajaj chetak
Mc Donald's: kinetic dx

ACTIVITY TIME LINE



Identification of Issues related to the vehicle and the box from the case studies

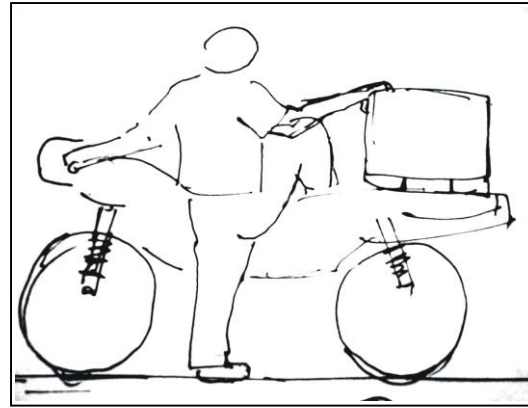
Issues during various activities

Loading

Opening of the box

Putting pizza in the box

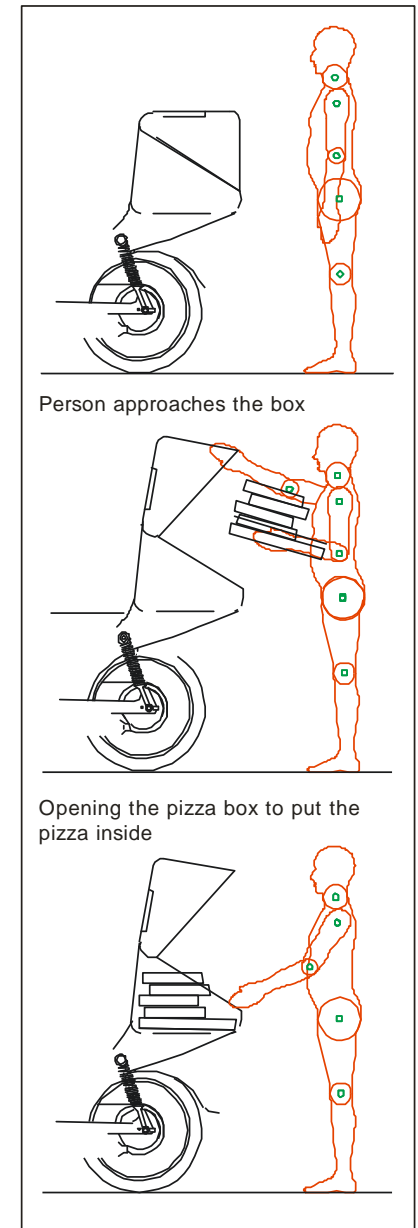
Getting on to the bike



difficult task to open the box
with having a lot of pizza in his
hand

he has to hold the cover while
putting the pizza inside the box


step in and step out



Driving

Rough driving

very rough driving cause of the time limit which causes serious accidents sometimes .as there is a very limited timing for the delivery, delivery men doesn't speed down and so the box behind becomes loose from the contact area

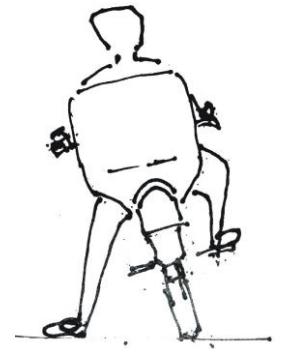


He stands on some raised platform

to balance

Gate passing

he has to get off from the bike and open the box to show it to the gate man what is inside .



Post delivery

Getting on to the bike

Putting empty bag into the box

he doesn't lock the box

Gate passing

at the hinge

gateman checks the box .keeps it open and so the cover
of the box keep banging and becomes loose
point .



Advantages

Good speed

Shock absorbency is good

Comparatively good average

Comparatively good for long distance driving

Good for zooming from the traffic

The height of the box is good enough to get the pizza out

Disadvantages

Getting off from the vehicle is

Putting on the stand is problem

Costlier for few pizza delivery joints



Advantages

Easy to get in and out from the vehicle

Enough leg space

Front space is empty extra stuff can be put in front

Front body is wider which acts as a leg guard

Disadvantages

Pick up is not as good as bike

Shock absorbency are not good in rough drive

Lesser average

Filling up petrol he has to get off from the scooter

The height of the box is low so he has to bent himself to get the pizza out

Problem in swinging the steering

Putting on the stand is problem

Back pain after a long distance

Zooming from the traffic is not as easy as bike



Advantages

One can not go higher than speed of 60 (to avoid hazards)

Easily getting in and out from the vehicle

Affordable for goods transport in villages and other places so applicable for wide number of users

Easy maintenance

Front body is wider so prevents getting it dirty from the mud

Slim and light weight body

Zooming into traffic is easy

Indian road

Disadvantages

Filling up petrol he has to get off from the scooter

The height of the box is low so he has to bend himself to get the stuff out from the box

Not good shock absorbency

image

The assessment is done on basis of few points like :

The vehicle should have good pick up.

It has to be easy to maintain.

It should be lighter in weight so that one can easily zoom through the traffic.

It has to be in affordable prize including the modifications .

It should be easy to in grace and e grace

It should be applicable for various size or profile of users.

cause of the quality of road and the limitation of time one drives the vehicle very roughly so it should have good shock absorbency .

It should reflect the image of respective fast food joint restaurant.

As per the results one can see Bajaj M-80 has more quality or possibilities of modification which can lead it to convert into a delivery vehicle.

So one has decided to modify Bajaj M-80 into a fast food delivery vehicle

Issues related to M-80



Pulling the vehicle to put it on the stand he holds it from the back side of the seat or from the front of the seat

..

Taller person leg remains out side and sometimes after a long drive he seats back
Which required longer seat

Enough space in front to get in and get out

Flat surface at the back easily removable seat to put the box



Space in the front to put extra stuff

Good shock absorber can be introduced

Image 1




Image 2




Image 3





Image 4



The clusters are made in basis of the issues which are addressed before like:

Image 1 and 2 explains about stepping in to the bike, Box carried behind becomes an obstruction to get on to the bike ,so trying to make it lower so one can easily get on to the bike.

As only one person is going to ride the vehicle ,so it can be a single seater with the provision of extra storage behind the vehicle.

More balanced as one does not need to put it on the stand

Image 5






Image 6



Image 7





Advantages


Three wheelers for better stability for heavy goods carrying.

Convertible for large number of people with provision of removing box

one Can attach a seat for one more person.

Idea where to reduce the height of the box so that one can always swing His leg and get on to the bike .

The box can house more number of pizzas in quantity of 10

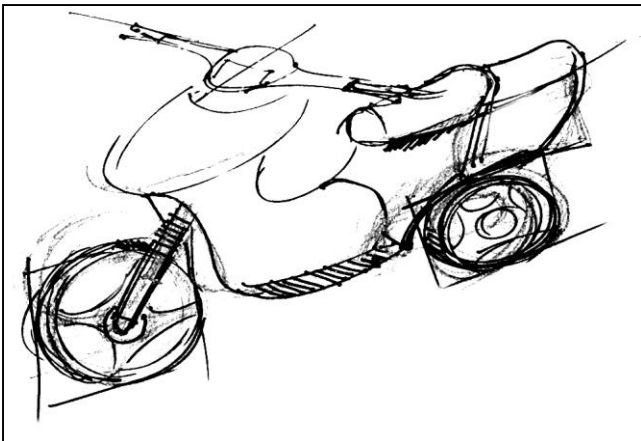


Disadvantages

Three wheelers are not easy to drive in turnings in a high speed.

Increasing a cost of the vehicle.

For a very rough driving three wheeler scooter has low resistance towards Shocks on the rough roads



Concept 1

rotate the steering without any obstruction

Raised seat from the back for comfort

Enough room more than 400 for easily moving in and out


Occupies 4 more pizzas

Lowering down the seat helps increasing quantity of pizzas in the box

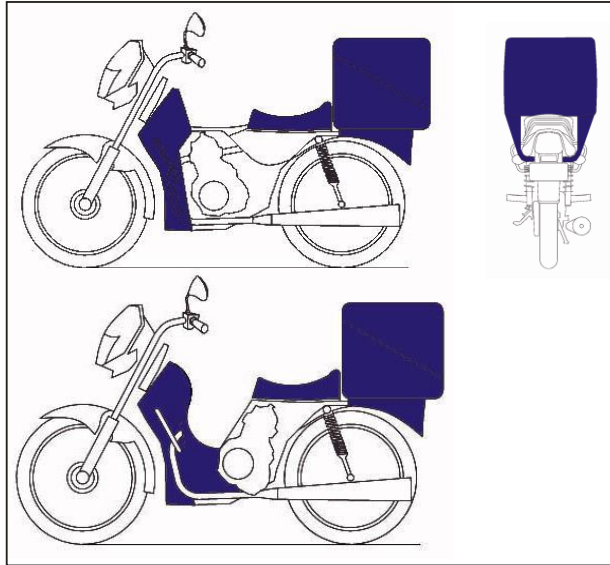
According to R.T.O rules putting extra box on the bike asks for a tax

Enough leg space for various sizes of people for various position

Possibility for providing extra spaces to put other artifacts like documents, tool kit, helmet ,cold drinks, and other beverages

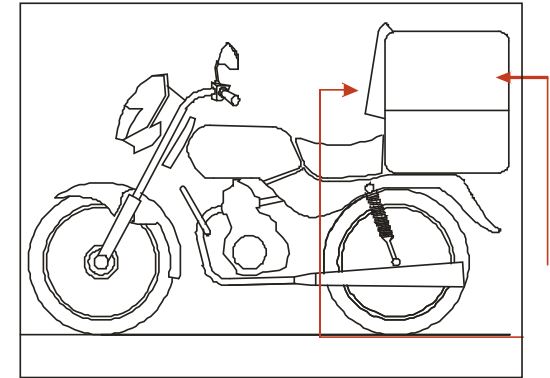


Various styles and height of the steering and the seat in respect to the user



Effort was to provide some space in front for easily step in and step out




One is trying to focus on design solutions, where the box and the vehicle gives one identity



Concept 2

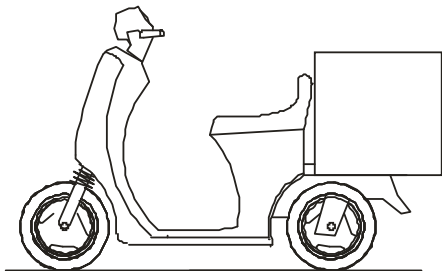


Sketches showing
Various possibilities of storage to put extra beverages and also to provide leg room for easily getting in and out of the vehicle




Concept evaluation

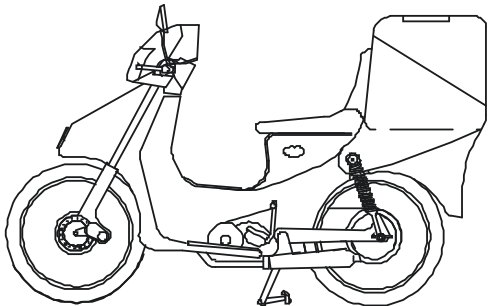
Three wheeler



Modifications on Ct100



Modifications on M-80



Concept 1

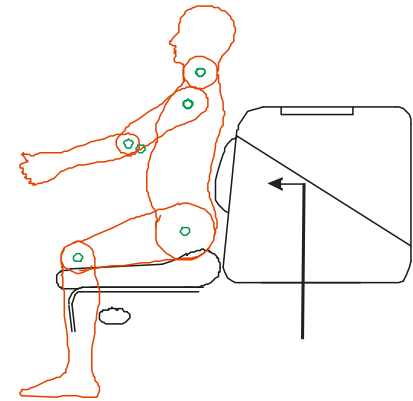
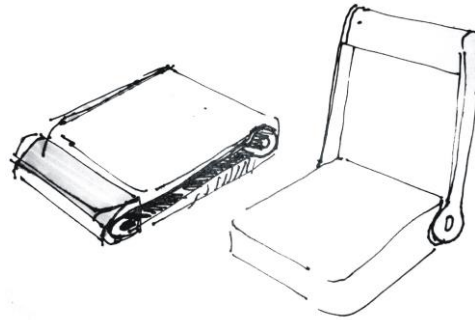
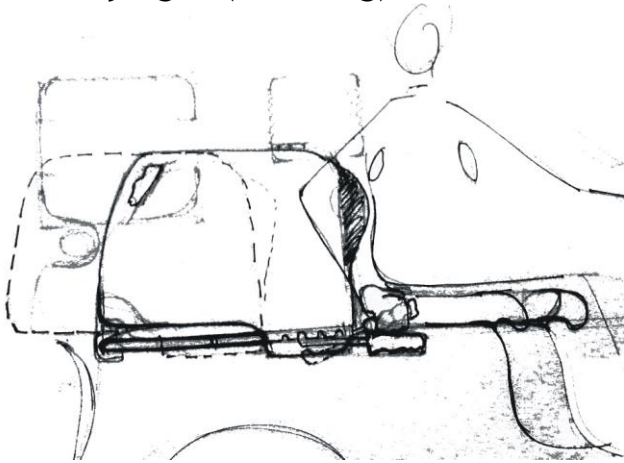
Concept 2

Concept 3

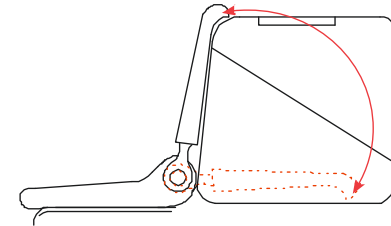
Easily to step- in and out	* *		*
Storage capacity	*	*	* *
Economical			* *
Withstanding against rough driving		* *	* *
Easy to Zoom into traffic and turnings		* *	* *

As mentioned before maximum interactions happens with the box like;

Opening of the box ,
Loading food inside the box ,
closing the box,
removing of the,
carrying it (handling).




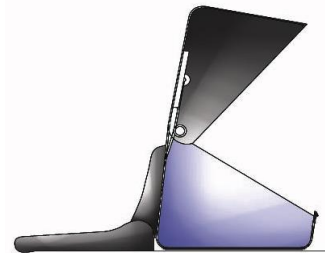
Back rest can be fold behind
when box is not there ,so the
back seat can be used for a
person to sit



Push back seat where the back rest is attached behind
the box

One can pull the lever and push the box at his comfort

The seat and the back rest are integral parts ,where
the back rest can be fold in front



There is a torsion spring provided within the box
which helps opening the cover by it self and there
will be an adhesive which helps opening the cover
slowly



Various ideas regarding the box

The back side of the box will have some cushioning will act as a shock absorber

Idea of making it collapsible so that the height of the box can be reduced to half when there is not much of the food material inside



Image 4 explains about one of the way the box opens where one can remove the material from the box from both the side

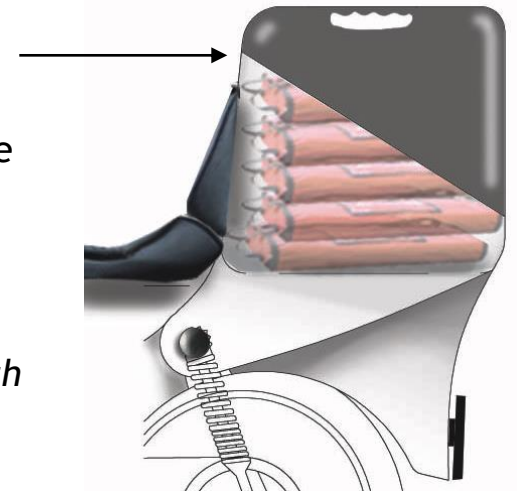



Image shows the overall concept of the box where the bottom part of the box is kept visible so that one need not open the box to see what's inside

The box can be integral part of the main body of the vehicle such a way that it becomes part of the same language

To design the box one is trying to use an economical technology where here one has tried designing a box which is made of two main components cover and the base

And both the parts are being made using only one dye



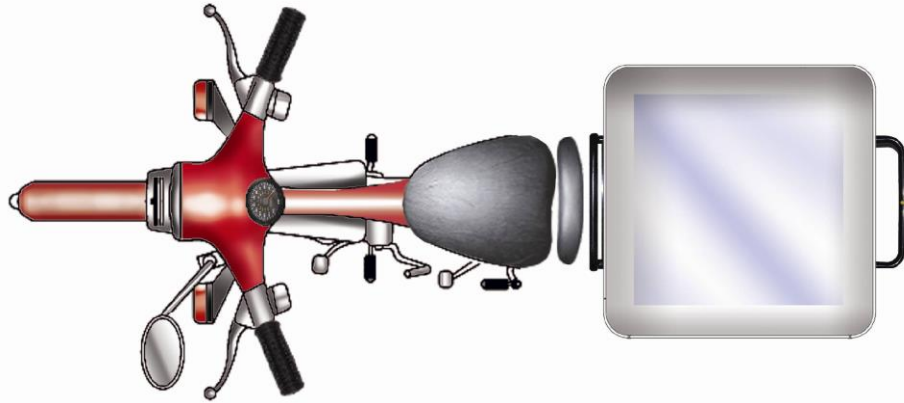
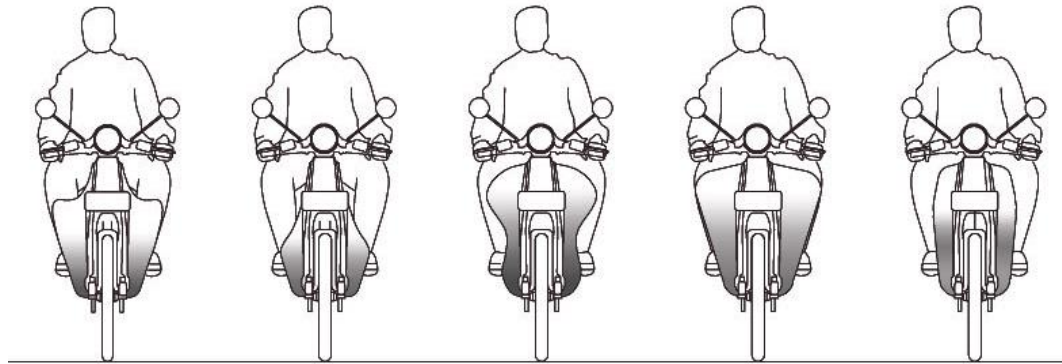


Image showing the top part having a transparent material (polycarbonate) so that one can just see what's inside without opening it .



Cam lock handle,
Heating rod to keep the air hot inside the box ..

Various possibilities of color combinations along with the box behind the vehicle



Examples



Pizza hut



Domino`s

