

THE ONLY ONE

FINAL DEGREE PROJECT

AN -2009

VAJRA PANCHARIA

08634001

GUIDE

Prof. Phani Tetali

IIT BOMBAY

IDC 2010

Declaration sheet

I declare that this written submission represents my ideas in my own words and where others' ideas or words have been included, I have adequately cited and referenced the original sources. I also declare that I have adhered to all principles of academic honesty and integrity and have not misrepresented or fabricated or falsified any idea/data/fact/ source in my submission. I understand that any violation of the above will be cause for disciplinary action by the Institute and can also evoke penal action from the sources which have thus not been properly cited or from whom proper permission has not been taken when needed.

Signature 

Name of the student VAJRA PANCHARIA

Roll No. 08634001

Date 1 June 2010

Approval Sheet

The project III titled "THE ONLY ONE" by Vajra Pancharia is approved in partial fulfillment of the requirement for M.Des.Degree in Animation

Guide

T. Phani

Ext. Examiner

V. Rameshan

Internal Examiner

[Signature]

Chairman

[Signature]

ACKNOWLEDGEMENT

I would sincerely like to thank my guide Prof. Phani Tetali for his immense guidance and support and also I would like to thank Prof. Nina Sabnani, Prof. Shilpa Ranade, Prof. C.P. Narayan, and Prof Sumant Rao for their valuable suggestions during presentation.

CONTENT

1. Introduction

2. Exploration

Initial Ideation

- Story 1
- Story 2
- Story3

3. Execution

1. Script
2. Storyboard
3. Character Exploration
4. Backgrounds
5. Production Technique

4. References

1. INTRODUCTION

The project deals with the 2012 myth, where the world comes to an end, due to climatic changes. We are aware of various climatic changes happening around us which will lead to the end .but as predicted by Mayan civilization; Dec 21, 2012 is the doomsday. So my idea behind making this film was to explore ones struggle with inner self ,what would a person do if he comes to know about this situation

The story revolves around a character that comes to know about this situation and chooses his own way to save his life. He finds the solution in god. He goes spiritual and finally he is the only one to survive, but is he the only one? The objective of the film was to explore situational humor and explore on good character animation.


In this film we experience the state of mind of the person and his choice of path to save his life and whether He makes the right choice or not.

2. EXPLORATIONS

The film demands a good story and a good execution; I wanted this film to look good and also to have that stylized feel to it. Since my previous film was on a much serious issue, I wanted to do something new in this project.

So I began doodling, concepts and started writing notes and reading about the 2012 myth, came up with many vague ideas. Few were which I liked and few were good enough to be worked upon.

The ideas slowly began to take shape and finally I decided to work one story, which I found will do justice to the concept.



WHY HUMOUR?

During my initial research, the topic 2012 was quite a serious issue, but since other people have already explored the same topic in a serious manner, showing destruction, what earth will look like at the end and many more variations have been brought to screen. I attempted to show it from a characters point of view ,how would he react to the situation, from my personal point of view I felt that humor would add a new dimension to the topic. And it would be interesting also from story telling point of view.

For reference I saw 2012 movie and other films which dealt with the same issue, but I was feeling scared myself about the end of the world and I took that as a key point and built a story which could stretch this feeling of being scared of the fact that the world is going to end soon, this is where using humor as a tool helped to create a doable story.

Approach

- a rough story line was already in mind ,but there was room for better ideas
- Understanding the current situation, beliefs and my belief about the 2012 myth.
- 4 more stories
- choosing one and developing it .



Initial Ideation

After doing the basic research I came up with 3 stories .the initial idea was triggered by this funny cartoon that was shared by one of the faculty.

Story 1- Mayan calendar and its prediction was an error in the history which was interpreted as the end of the world later.

Story 2 - Fed up Moses, thinks it's better to end it here.

Story 3 - One small mistake somewhere in some part of the world leads to series of event, which lead to end of the world.


Story 4 – about this one character that panics out of the news that world ends on 21 Dec 2012 and to save his life goes spiritual.



Rough concept art for story 1



Rough concept art for story2



Rough concept art for story3

I decided to work on the fourth story as it was interesting enough since, the character was introduced to a problem and the solution was a bit tricky. This whole story curve sounded interesting and could be further improved.

Now my major task was to pin down a proper story that carries the character through situations which can create a nice built-up for the rest of story. Creating situational humor was a bit tough as; making the audience laugh is not easy

So I sat again on doodling, thinking of shots that could build up the character and create the point of interest and can be funny. My major challenge with this project was good character animation and good visuals.

I worked quite hard to bring the right mood and feel for the story. And also the stylization for the film was getting clearer to me.

3. EXECUTION

After the idea was finalized I started writing the script for it so that the story can get clearer in my head as I write it. Some modifications were done in the film at the later stage after various suggestions by the guide and faculties

Script

THE ONLY ONE

CONCEPT-

The story revolves around a person in a scenario where the world is coming to an end.

We experience the state of mind of the person and his choice of path to save his life and whether

He makes the right choice.

ROUGH SCRIPT:

SCENE1:

Under water scene of the main character drowning and we can see his house hold belongings also under water sinking

SCENE 2:

The character wakes up from this scary dream and gasps

SCENE 3:

Revealing the situation outside his house, it being raining since many days

Scene 4:

The character switches on the TV and looks for news and panic everywhere, he gets boggled by the continuous news of hurricane, earthquake, on every channel.

SCENE 5:

The character rushes to the cupboard and takes out a book named end of the world and reads about the prediction and how Dec21, 2012 is going to be the last day of earth.

SCENE 6:

Sequence1:

Suddenly the door bell rings the character opens the door and

....

Sequence 2:

A huge wave, a big tsunami awaits to hit...He runs, runs harder, various climatic changes happening...Meteors,

Volcanic eruption and cut...

Sequence 23:

He wakes up from this day mare... Shocked and scared he is sweating hard.

SCENE 7:

He starts praying to all gods..Still scared.

SCENE8:

He switches on the TV again ...and again same news of bad weather and earthquakes here and there, REACTION(the TV shows visuals of messages of “stay together”, “united we stand ,divide we fall”, reports of government making underground hibernating places ---the guy rubbishing reports, Irritated he changes the channel and finally arrives at one channel which say about the truth of life, about meditation ,peace of mind and salvation.

SCENE9:

Suggesting a day's time lapse, visual of him meditating in his bedroom.

Interrupted by a phone call and his reaction, pulling up the wire.

Sequence 2:

Another time lapse, him meditating...disturbed by DOGS BARKING. His reaction SHOOING AWAY THE DOG FROM THE WINDOW....shutting the windows.

Sequence 3:

Another time lapse, him meditating...interruption, door bell.

His reaction. Fed up.

SCENE 7:

Snowy mountain top visual...it's breezy.

Guy putting up a small hut.

SCENE 8:

Interior of the hut. All walls painted white, with one wall having big "om" symbol.

A calendar besides the guy.

SCENE 9:

Beginning with the sound of "om" we see the guy in deep meditation.

SCENE 10:

Calendar date being crossed with the "om" sound in background.

SCENE11:

VISUALS--- (DAYS PASSING BY, .CHARACTER GROWING BEARD, A BIT WEAK,)

SCENE12:

Calendar page turns to 2012 22nd Dec,(with then turning of page the eye opens)

SCENE13:

Shot1: The character tensed and anxious moves toward the door.

Shot2: Door opens his reaction 2 the surrounding..

Shot 3: revealing the...Surrounding..

Shot 4: person's grunt of happiness mixed with surprise and ego of being the one.

SCENE 14:

Shot 1: The character having book in his hand titled 'end of the world', standing outside the door.

Shot 2: an expression of "I don't need it any more".

Shot 3: him throwing the book.

SCENE15:

Shot1: Following the book underwater.

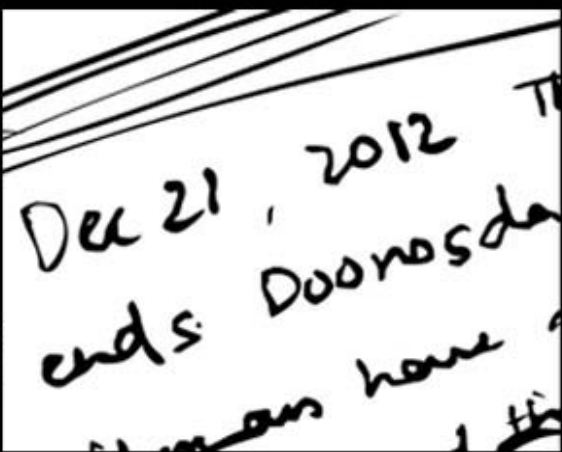


Shot 2: Sudden jerk to the free falling motion.



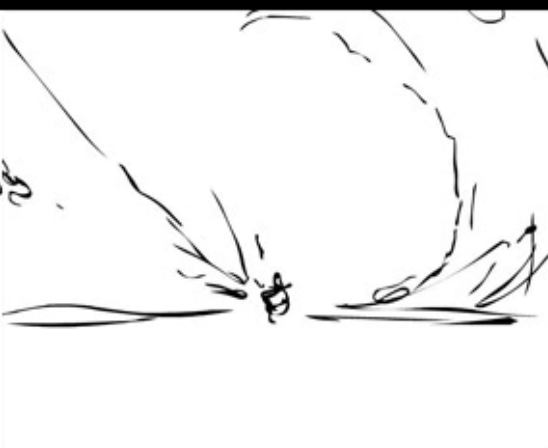

Shot 3: Revealing the world underwater..

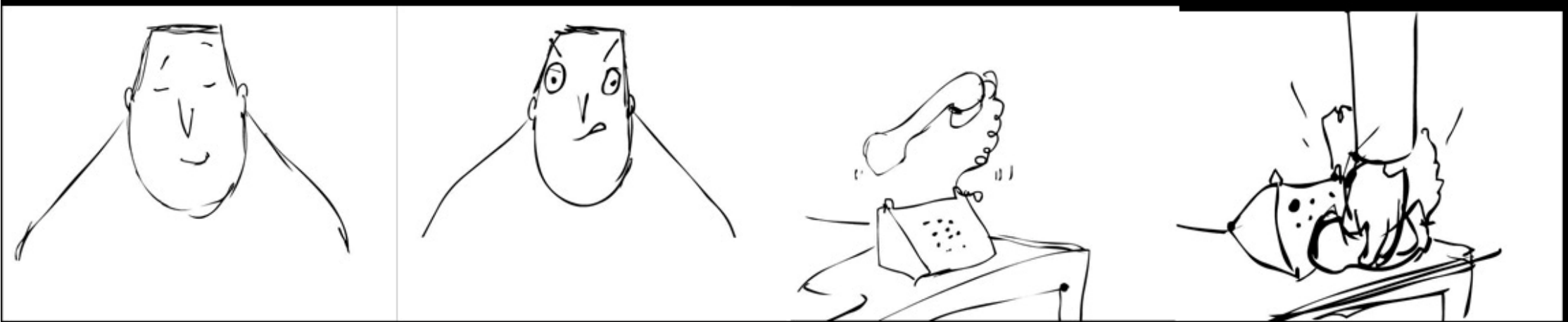
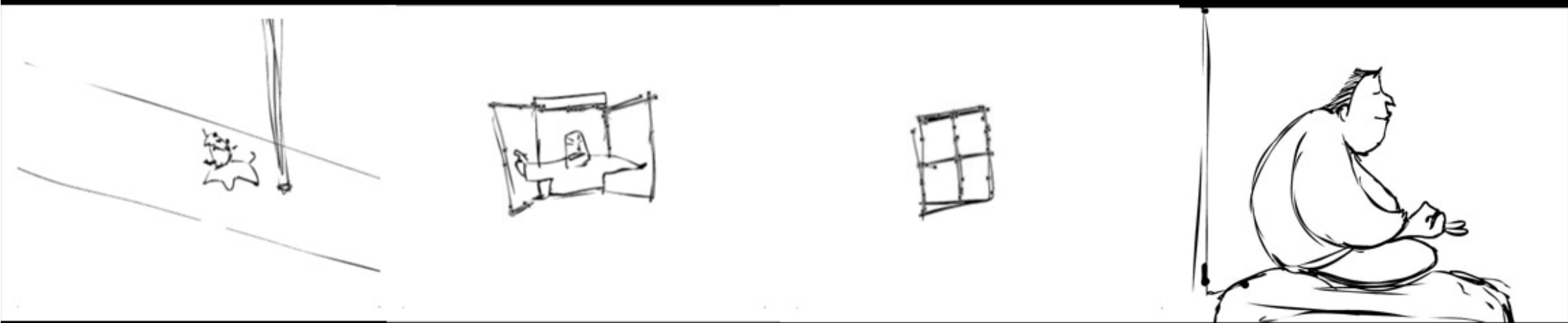
Shot4: Shots of people living regular life under water.





Shot5: Wide shot of the lonely hut in the middle of the ocean.
TITLE APPEARS "THE ONLY ONE"






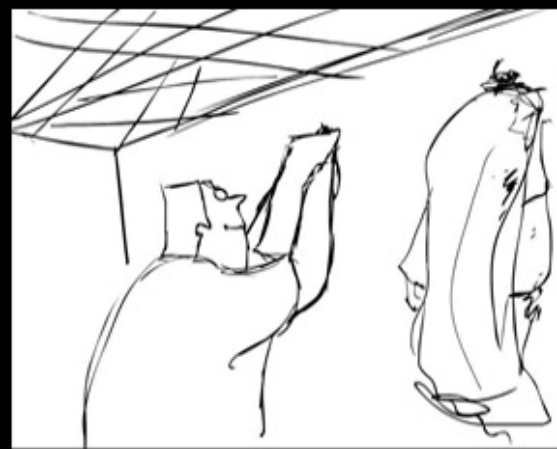
STORYBOARD

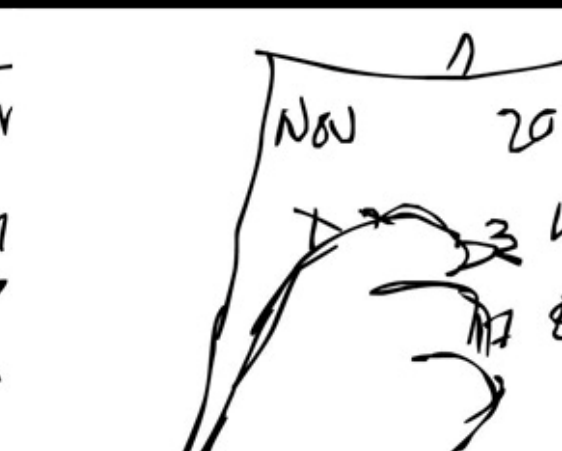
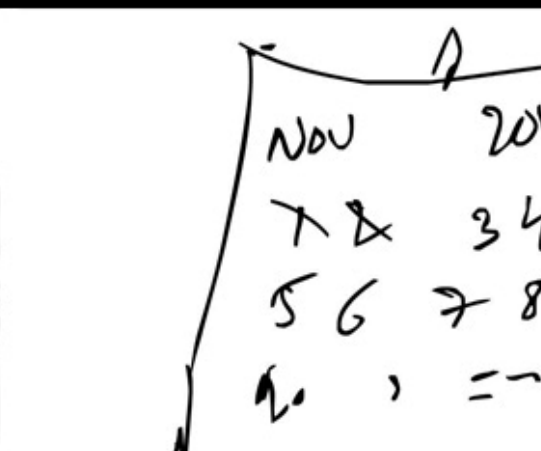








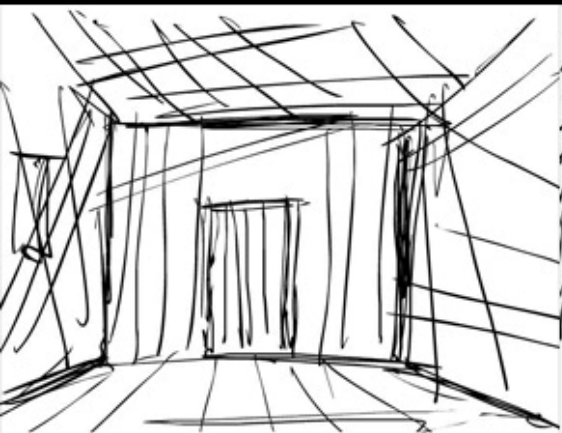






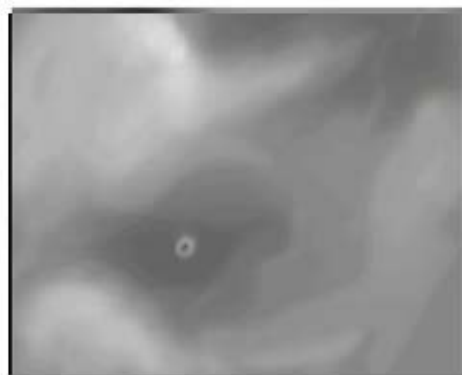




DEC 2012
12 3 5
5 8 2 2
2 10 4 2

DEC 2011
1 2 3 4
5 6 12 13
15 18 20
21 22 23

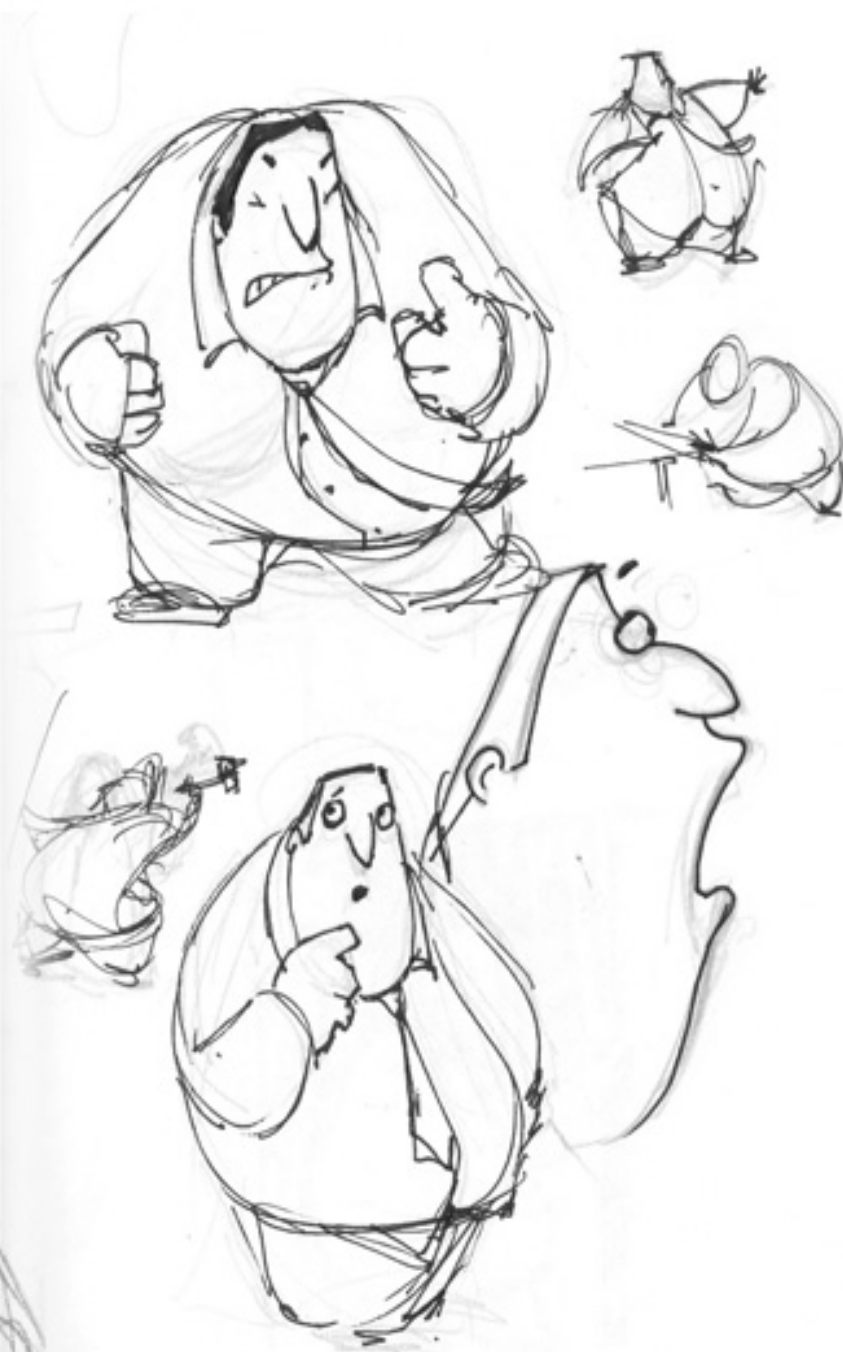








THE
ONLY
ONE


CHARACTER EXPLORATIONS













BACKGROUND

Himalaya backgrounds



Exterior /interior house backgrounds



Exterior /interior house backgrounds



PRODUCTION TECHNIQUE

After the initial story board was in place, it was time to start lining up the story board and make a rough animatic with scratch sound.

After the animatic was complete ,in terms of timing I started tackling shots one by one depending upon there complexity .


A plan sheet was made about how many shots could be tackled in one day and then the process of animation began.

The Process

Based on the animatic layout I started animating the shots. since character animation was a challenge so I choose flash as software to animate.



So initially, a rough animation was done in flash and then it was colored.




Test background for dream shots

Also the required background image for each shot was painted in Photoshop, with various other layers which were required to enhance the shot.



These shots were then imported in after effects and the complete scene was composited with required treatment, camera moves and color corrections.



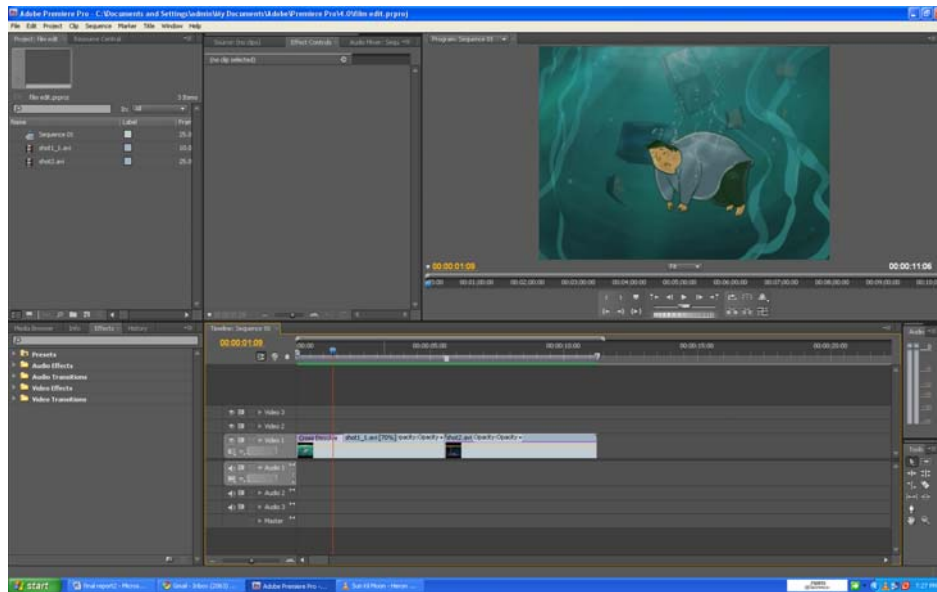
Animation Challenge

The toughest challenge which I faced while animating was the dream sequence which involved animation of shots like, a volcanic eruption, meteor fall, and tsunami. Animating them keeping the look stylized was a challenge which I achieved after a lot of struggle, but I enjoyed animating these effects.

The initial drawing were done in flash and colored frame by frame and composited in aftereffects with the character.

Style decision

While I was writing the script behind o look and feel for the film was already taking shape in my mind, I wanted to keep a very simple look to the backgrounds, a bit simplified but rich in color, I explored through colors and a bit different color combinations which worked well for me.



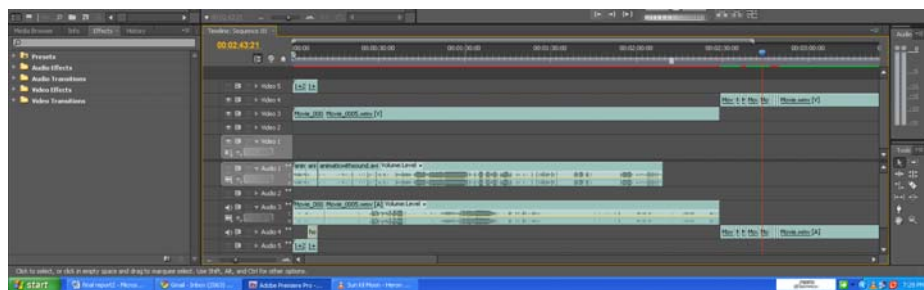
Adobe Premiere interface for editing.

Editing

The completed shots were then imported in Adobe Premiere and put on to the timeline and placed in a sequence .Then very basic editing was done in order to match each shot with the sound that was created in the sound design process.

Sound Design

The scratch sound was created using various sound effects and music from different sources. Foley sounds were created and some were used from various sources. The dialogues and reaction sound were recorded on microphone and then synthesized digitally to get the desired effect. All the sound work was done using adobe premiere.



Audio timeline in Adobe Premiere for layering sound

The final edit was then color corrected a bit and finally rendered on a PAL resolution as a movie file.

REFERENCES

VIDEO REFERENCES

<http://www.youtube.com/watch?v=AlPgL7IUT6M>

<http://www.youtube.com/watch#!v=11iCmzGnOI8&feature=related>

AUDIO REFERENCES

<http://www.sounddogs.net>

<http://www.mediacollege.com>

<http://www.audiosparx.com>

<http://www.freesoundeffects.net>

TEXTUAL AND IMAGE REFERENCES

<http://www.merineews.com/article/the-world-will-end-in-2012-say-experts/139440.shtml>

<http://survive2012.com/>