

Kite Diary

(Project- II)


Manisha Swarnkar

126340002

Animation (2012- 2014)

IDC ,IIT Bombay

Project guide – Prof. Phani Tetali



Abstract

Every Individual has their own set of belief with which they live. We all share a common set of Belief in God. We have not seen God nor confronted the almighty .But still in some way or the other, most of us believe that they exist, take care of us in their own way.

Similarly, we write diaries either to connect with ourselves or with God or with our closed ones and share our life's special moments. Here a kid who is unconditionally in love with his mother, connects with her through kites.

Introduction

We often lose our close ones in journey of our life .Every year a lot of people lose their loved ones and the biggest challenge one has to face is to get use to continue living without them. When a child lose their parents at an early age, coping up with the loss in their growing years become a constant struggle and it leaves a very deep wound for the rest of their lives. They become, grief-stricken, feel vulnerable, insecure and sometimes the situation becomes even worse.

Here is an approach to give such children a hope and make them believe that no matter whether their close ones exist physically or not, they exist as a divine energy and are always listening to them and bless them, which can psychologically develop a great strength within such children.

This short film is mainly a narrative poetry, recited from a kid's perspective who tries to connect with his late mother through the means of kite .

Ideation

When I saw short film 'Paperman', I noticed there were few scenes in which the paper planes were gathering at a place. I thought they may have some messages too, very touching messages may be of someone who has a deep affection with somebody. But who will write those messages to someone that too in a paper plane, whose destination is not fixed?

Maybe someone who believes that one day his/her message will reach to his/her dearest one.

Kids are very innocent, they believe easily on others, whatever they say. If someone tells them – "That star is your mother" They believe in it and live with it. They talk to them and keep sharing their life events, sorrows, joys.

I chose 'kite' as a medium here, as I wanted all of them to gather at a place (tree) instead of flying away here and there and remain untouched by others, there is no limit of where it may fly. The way we write in diaries, the kids use to draw on kites, showcasing all his life events. I chose drawing since it is the most powerful way to express the emotions.

Research

Children Psychology

To understand the main character of this film, a 7 year old kid, research was done about the psychology of children who are grown-up in normal family with their parents and those who either don't have their mother or father and are taken care by their other guardians, or are orphan. For orphans, mostly the situation is miserable.

The main focus were on the children 5-12 year old. According to the case study of the psychology of normal children versus orphans, there is a huge difference in emotional and social development.



Kites

Invention

History

Stories


Cultural Belief- India,
China, Korea, Japan,
Thailand

As a symbol

As a metaphor



*A bat and peach
kite - Symbol of
Good luck and
long life*



Chinese Kites during war time

Diary

Text

Drawings

Collage

Small craft

Materials



Influences

Paper Boats by Rabindranath Tagore

Paperman – Animation Film by John Kahrs , Walt Disney

Father and Daughter – Short Animation film by Michael Dudok de Wit

La Maison en Petits Cubes – Japanese Short Animation Film by Kunio Katō

Story Exploration

Concept-1

Story-

(A six year old kid is standing near a window ,looking up in the sky, her Grandmother {a very old lady} comes near to him and put her hand on his shoulder)He ask with a sad expression on his face -“where is he?”

Grandma Replies - “ He is on the topmost cloud”

(Kid becomes happy and look curiously at the sky)

(Scene Transforms) The kid is playing cricket on the terrace, the ball goes up in the sky and while going up he notices a kite is flying high near the clouds. He thinks for a while run inside the house, takes a kite and scribbles something on .

Scene changes to a seashore(wide angle shot) , he enters the scene through left with a cycle on the back of which a kite is flying. He stops, take the kite and try to throw it upward a number of times but the kite failed to fly every time.

He thinks for a while, somehow keeps the kite on the handle of cycle and pulls it according to the proper direction of wind. It started flying.

He flies it happily in the mid air until the thread of the spool finishes. He becomes sad as the kite did not reach the cloud, suddenly an idea came to his mind. He brings some more thread and ties it on the thread attached to the kite. He attached threads a couple of times, but again it failed to reach to the topmost cloud which was moving away. He finally cuts the thread imagining that the kite will reach the cloud with the winds. In an eye blink he closes his eyes and the scene changes (he is sleeping on his bed).

A heavy rainfall happens and with a stroke of Lightning the boy awakes. He goes near the window collect some raindrops on his hand (His expression changes from normal to sad) He goes to his grandma and ask "Is she crying?" .(A pot was kept in a corner of room with a withered flowery plant . She takes water from kid's hand and pour it to the pot) Her grandma Replies "She is Blessing" (and the Flowers Blooms)

The scene changes to an Island where the kite sent by him along with several more kites , with different drawings,collages,messages,small crafts (as the camera pans)is visible.All the kites are seems well preserved on the tree branches or bushes all over the island.

Final poetry

न जाने कैसी दुनिया तेरी ,बदरा के उस पार !
सूना न होगा मुझ बिन तेरे ममता का आँगन द्वार ?
खोज लिया एक ज़रिया मैंने,हमारे फ़ासले मिटाने !
छोटी सी पतंग आएगी तुझे मेरी दुनिया से वाकिफ़ कराने !!
इस चंचल मन के अनुभव,कोरे कागज़ में बुनकर !
भेज रहा अपना संदेसा बड़ी उमंग से इसमें बाँधकर !!
ना जाने क्या रोकती मेरी पतंग को बढ़ने से तेरी ओर !
जब कर रहा था जतन बाँधने की धरती आसमान की डोर !!
जा , आज़ाद किया तेरे धागो को चरखी के फेर से ...

साजिश करेंगे पंछी तुझे आसमान मे उँचा उड़ता देख !
डगमगा ना जाना उनकी बातों मे आकर धरती गगन का फासला देख !!
रंगीन कर दे अपने रंगो से इस सूने आसमान को !
हवा मे गोते लगाते ,गुनगुनाते फैला दे क्षितिज मे लालिमा को !!
चाँदनी रातो मे पत्तो से टकराती हवाए जब खिड़की से गुज़र आती है !
मानो लोरी सुनाते अपने कोमल हाथो से तू सर पर हाथ फेर जाती है !!
मुरझाई कली खिलाने ये बरसती बूँदें, मिट्टी की खूशबू के साथ तेरा पैगाम लाई है!
पर क्या भावुक होकर ये तेरे नयन के नीर गिर आए है ?
तू चिंता ना कर ,एक दिन में भी सारे धागो से छुटकर आज़ाद तेरी बगियाँ मे उड़ आऊँगा !
पतंगो की तरह सुनहरे सपने देखते गोद मे तेरे सर रख सो जाऊँगा !!

Visual style and Exploration

Initially the Film was story based, there was no Narration so initially the technique decided was Hand Drawn 2D.

Later, since there were Time constraints and my most of the shots were in the form of loops, I felt, working in Adobe Flash software will be helpful to me.

But I was not satisfied with the plane 2D looks. I explored lots of visual styles in a Module conducted by Prof. Phani Tetali and arrived at the final one.



As the film is a narrative poetry ,which describes the whole story, so I felt that I can Experiment with the visuals.

I preferred Visual Transitions as the poetry has rhythm .

Medium – sand and colored Marble powder
(White marble powder mixed with different natural colors)



Visual Influences

Few Short Films with which I am highly influenced is – 'The Owl who married a Goose' by Caroline Leaf, ChaiBreak- NID 2007, QUIEN ENGANA NO GANA (2005)



Chai Break – Nid 2007



Quein Engana No Gana (2005)

Exploration was done about how sand as a material had been used previously, the texture, colours used and how it has been used to transform one visual into another interestingly.




The Owl who married a Goose' by Caroline Leaf

Technique

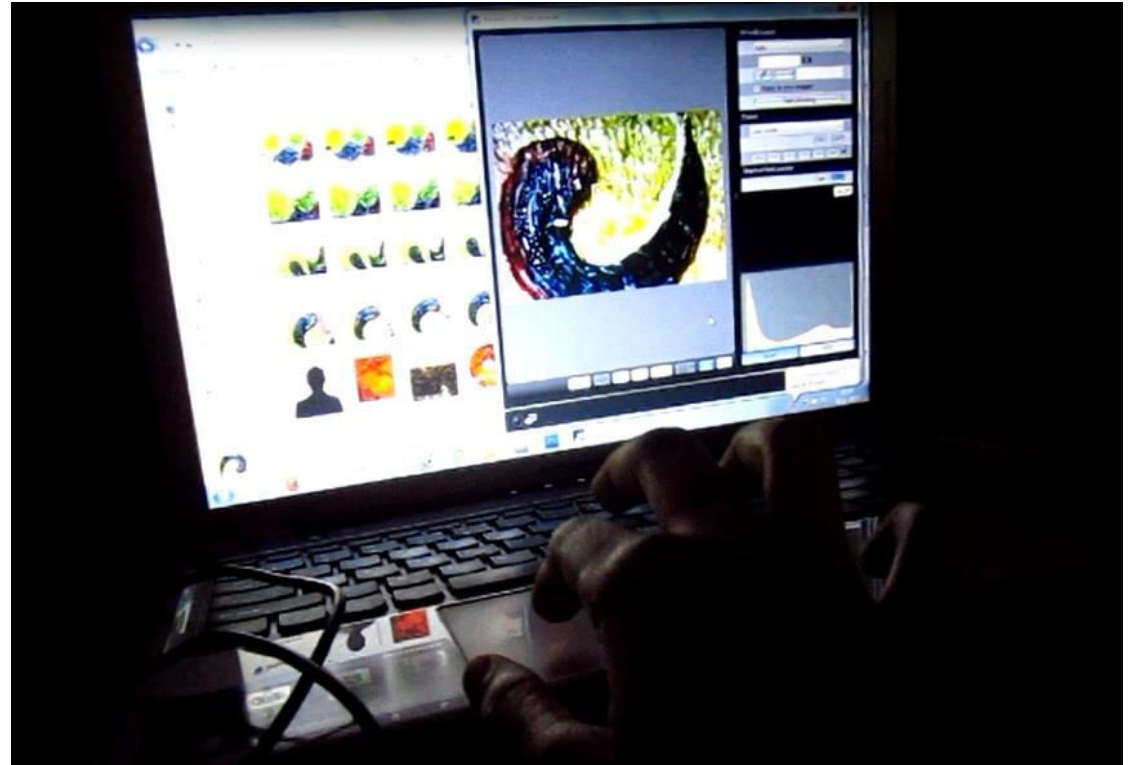
Sand is spread over Layers of glass , lit from below. After modifying each frame through hand or brush the camera captures the image from the top.

Stop motion is used throughout in this film using Adobe premiere for compiling.






Challenge – To animate without any reference (No marking, No drawings on glass)



Visual Treatment

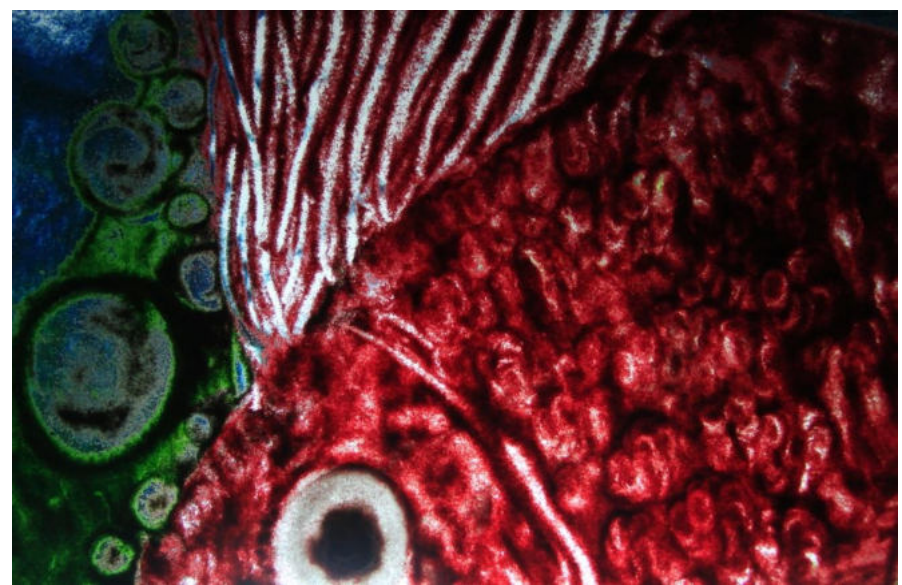
In Stop motion process, Sand was a friendly material for me , since I have been Doing sand art, I am known to the material. It allows us to Morph the visuals easily frame by frame, by which we can feel the fluidity in it . It inspired me to work more on the transitions from one visual to another.

In the whole movie Visual Transitions plays very important role throughout.



The choice of visual colours is not monochrome. A kid's world is adventurous, full of colours , hence, I chose the film to be made colourful, using colour sand.







Character Design

Character is a simple 7 Year old boy.

I preferred character to be very simple so that I could animate it easily on sand.



Thank you
