


Chikan is a Persian craft that evolved in the Mughal court of Emperor Jahangir by his consort Nur Jahan. Chikan work is otherwise called as 'shadow work', white work or white embroidery. The charm of this type of embroidery is attractive and delicate style enhanced through the use of single colour with simplicity, miniature pattern and unbelievable evenness. Highly elaborated work is done using simple tools.

LUCKNOW CHIKANKAR

FROM 1850 ONWARDS
PROCESS



CUTTING CLOTH


Muslin, georgette, chiffon, cotton, fabrics are used.



Tepchi

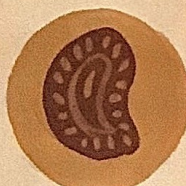


Bakhiya



Hool

Golden zari, Silver zari, wool, cotton is used as thread.



BLOCK PRINTING

The wooden block is dipped in a colour solution which is made by mixing glue and indigo. Then it is printed on the fabric.



Zanzeera



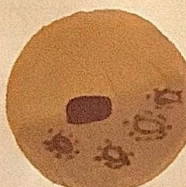
Rahet



Phanda

WASHING

It is final stage, cloth is soaked in water to remove the block print, blue colour. Then starched and ironed.



STICHING AND IT'S TYPES

A circular shaped frame is used to hold the cloth as it obtains tautness. It's made up of wood.




INTERESTING FACTS



It's a time consuming process. It can

take even a year to craft bridal lehenga and few days for a simple kurta.



It's best to use in hot climate of the northern plain region.



Now a days, it's used for pillow covers, cushions, sofa and diving covers.

In the movie 'Anjuman' 1986. The



lives of local woman is highlighted from lucknow who work on this craft.


CHIKANKART

STICHES USED IN THE EMBROIDERY



Around 14th century, In western Europe (Germany, Italy) Christian worship embroidery was used from early times to ornament vestments (on robe used by priests) in churches.

FUTURE OF CHIKANKARI EMBROIDERY



Advanced fibers forming the fabric.




Sensors at the tip of the fabric.



SMART EMBROIDERY BAND

The band is very stretchable and you can easily wear it on your neck.

It has a power button which once pressed, turns the device on, the fiber from the band start forming fabric around the body or cloth.



On Pressing the power button twice it will display a control panel.

You can customize and style your outfit in your way.

Variety of patterns, motifs, and design are available. Adjust brightness, contrast, colour, size, etc. From minimalistic patterns to intricate chikankari work download at www.chikankari.com.



Once the embroidery is selected the remaining space where embroidery is not present, will automatically become transparent.