

Design Course

Elements of 2 Dimensional Design

Basics for a Visual Artis

by

Prof. Ravi Mokashi Punekar

DoD, IIT Guwahati

Source:

<https://www.dsource.in/course/elements-2-dimensional-design>



1. Introduction
2. Dot
3. Line
4. Shape/ Plane
5. Form/ Mass/ Volume
6. Assignment 1-5
7. Assignment 6-11
8. Contact Details

Design Course

Elements of 2 Dimensional Design

Basics for a Visual Artis

by

Prof. Ravi Mokashi Punekar

DoD, IIT Guwahati

Source:

<https://www.dsource.in/course/elements-2-dimensional-design/introduction>

1. Introduction

2. Dot

3. Line

4. Shape/ Plane

5. Form/ Mass/ Volume

6. Assignment 1-5

7. Assignment 6-11

8. Contact Details

Introduction

A visual artist is a general term used for any person interested in the visual studies. Such a person may be a painter, a potter, graphic designer, sculptor or a product designer.

This course has been developed for a person interested and self motivated in becoming a visual artist. It encourages learning by doing. It encourages analysis and discussions on the work done.

It aims to help one in imbibing the following qualities of a good designer:

1. Observation
 - Training off mind one's mind
 - Being observant of surroundings
2. Imagination
 - Visualization sense
 - Dreaming/Imagining things in one's mind
3. Ideation
 - Conceptualizing
 - Thematic brainstorming
4. Representation
 - Skill based
 - Concretization of the imagination/idea
 - Requires manual labor/practice
 - Manual Skills as sketching, rendering
 - Software Skills
 - About maintaining the value of the ideas
5. Communication
 - Of one's ideas
6. Documentation
 - Keeping track of one's work, for reference/inspiration

Design Course

Elements of 2 Dimensional Design

Basics for a Visual Artis

by

Prof. Ravi Mokashi Punekar

DoD, IIT Guwahati

Source:

<https://www.dsource.in/course/elements-2-dimensional-design/introduction>

Aims:

- This course will help you to understand the basic vocabulary of visual perception.
- To gain access to information that are conceptual, technical or aesthetic in nature related to visual design.
- To appreciate theoretical concepts related to visual design by undertaking simple assignments in visual design. The course is divided into the following three modules:

Module 1

Elements of Design - 2 Dimensional Design Studies

Module 2

Elements of Design - 3 Dimensional Design Studies

Module 3

Elements of Design – Color Studies

This is a module on exploring **Elements of Design - 2 Dimensional Design Studies**.

1. Introduction

2. Dot

3. Line

4. Shape/ Plane

5. Form/ Mass/ Volume

6. Assignment 1-5

7. Assignment 6-11

8. Contact Details

Design Course

Elements of 2 Dimensional Design

Basics for a Visual Artis

by

Prof. Ravi Mokashi Punekar

DoD, IIT Guwahati

Source:

<https://www.dsource.in/course/elements-2-dimensional-design/dot>


Dot

Definition:

A dot is the visual expression of a point which is an indicator of location.

- Theoretically, it has no dimension.
- It is the simplest and fundamental element of design; all graphic reproduction is based on the smallest unit.
- It denotes position, point of reference in a space.
- It draws attention and creates a focus.
- It can effectively produce and create gradients, textures, patterns and other complex shapes.

Reference:



1. Introduction

2. Dot

3. Line

4. Shape/ Plane

5. Form/ Mass/ Volume

6. Assignment 1-5

7. Assignment 6-11

8. Contact Details

Design Course

Elements of 2 Dimensional Design

Basics for a Visual Artis

by

Prof. Ravi Mokashi Punekar

DoD, IIT Guwahati

Source:

<https://www.dsource.in/course/elements-2-dimensional-design/dot>

1. Introduction

2. Dot

3. Line


4. Shape/ Plane

5. Form/ Mass/ Volume

6. Assignment 1-5

7. Assignment 6-11

8. Contact Details



Design Course

Elements of 2 Dimensional Design

Basics for a Visual Artis

by

Prof. Ravi Mokashi Punekar

DoD, IIT Guwahati

Source:

<https://www.dsource.in/course/elements-2-dimensional-design/dot>

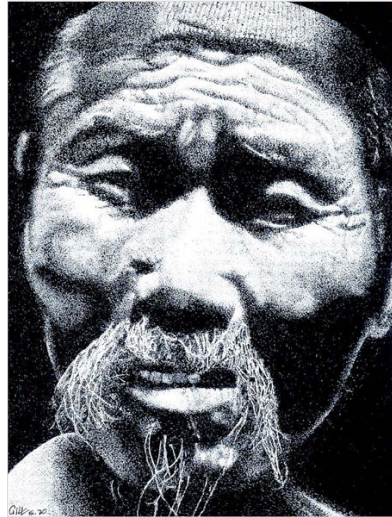


Image source: The Thames and Hudson Manual of Rendering with Pen and Ink




Image source: The Thames and Hudson Manual of Rendering with Pen and Ink

1. Introduction
2. Dot
3. Line
4. Shape/ Plane
5. Form/ Mass/ Volume
6. Assignment 1-5
7. Assignment 6-11
8. Contact Details




Image source: PABC of 20th Century Graphics

AEG Metal Filament Lamp (Poster)
Peter Behrens, 1907

Design Course

Elements of 2 Dimensional Design

Basics for a Visual Artisr

by



Prof. Ravi Mokashi Punekar

DoD, IIT Guwahati

Source:

<https://www.dsource.in/course/elements-2-dimensional-design/dot>

Students Work:



1. Introduction

2. Dot

3. Line

4. Shape/ Plane

5. Form/ Mass/ Volume

6. Assignment 1-5

7. Assignment 6-11

8. Contact Details

Design Course

Elements of 2 Dimensional Design

Basics for a Visual Artisr

by

Prof. Ravi Mokashi Punekar

DoD, IIT Guwahati

Source:

<https://www.dsource.in/course/elements-2-dimensional-design/dot>



1. Introduction
2. Dot
3. Line
4. Shape/ Plane
5. Form/ Mass/ Volume
6. Assignment 1-5
7. Assignment 6-11
8. Contact Details

Design Course

Elements of 2 Dimensional Design

Basics for a Visual Artis

by

Prof. Ravi Mokashi Punekar

DoD, IIT Guwahati

Source:

<https://www.dsource.in/course/elements-2-dimensional-design/line>

1. Introduction

2. Dot

3. Line

4. Shape/ Plane

5. Form/ Mass/ Volume

6. Assignment 1-5

7. Assignment 6-11

8. Contact Details

Line

Definition:

A line is the connection of two or more dots that are so close that cannot be individually recognized. It is created by the continuous movement of dots.

- It is one of the basic and most commonly used design elements.
- Line consists of one dimension; every line has length and thickness.
- An important quality of line is direction; it guides the eye from one end to the other.
- It is an expressive tool and describes shape.
- The human eye is very sensitive to lines, real or imaginary. Therefore, in graphic design the use of line helps to lead the viewer's eye towards what you want them to see.
- Line can create shapes and divide space.

Types/ Categories of lines:

• Actual Lines:

These may vary greatly in weight, character and other qualities. It often defines shapes.

• Implied Lines:

These are created by positioning a series of points so that the eye tends automatically connect them. Example: Dotted lines

• Psychic Lines:

This is an imaginary line that is connected by two visual elements. Such lines create tension and draw more attention. These psychic lines are very powerful and can be difficult to minimize if they are distracting. Example: Words

Physicality of Lines/ Line Types:

- Geometrical: Straight, Angular, Kinked (Zigzag) and Circular
- Organic : Curvilinear, Free flowing

Direction of Lines:

- Vertical : Denotes the Potential Motion (Activity)
- Horizontal: Denote simply stability (Rest, Stable)
- Diagonal : Signify dynamic motion and depth (Motion, Dynamism and Depth)

Design Course

Elements of 2 Dimensional Design

Basics for a Visual Artist
by

Prof. Ravi Mokashi Punekar
DoD, IIT Guwahati

Source:

<https://www.dsource.in/course/elements-2-dimensional-design/line>

Qualities of Line:



- Visual and
- Expressive

Line quality refers to how the line is drawn. It communicates emotion and the state of mind through its character and direction.

- Smooth / Rough / Uneven
- Thick / Thin
- Sharp / Blur
- Bold / Delicate
- Strong / Weak / Shaky
- Regular / Changing

Reference:

1. Introduction
2. Dot
3. Line
4. Shape/ Plane
5. Form/ Mass/ Volume
6. Assignment 1-5
7. Assignment 6-11
8. Contact Details



Design Course

Elements of 2 Dimensional Design

Basics for a Visual Artisr


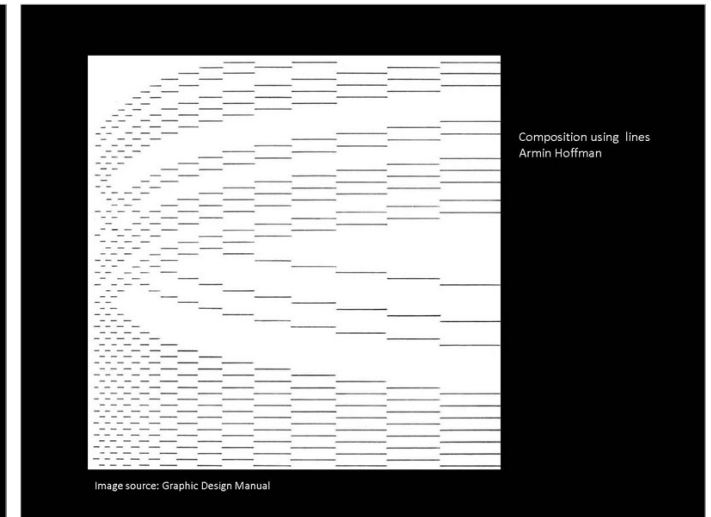

by

Prof. Ravi Mokashi Punekar

DoD, IIT Guwahati

Source:

<https://www.dsource.in/course/elements-2-dimensional-design/line>



1. Introduction
2. Dot
3. Line
4. Shape/ Plane
5. Form/ Mass/ Volume
6. Assignment 1-5
7. Assignment 6-11
8. Contact Details

Design Course

Elements of 2 Dimensional Design

Basics for a Visual Artis

by


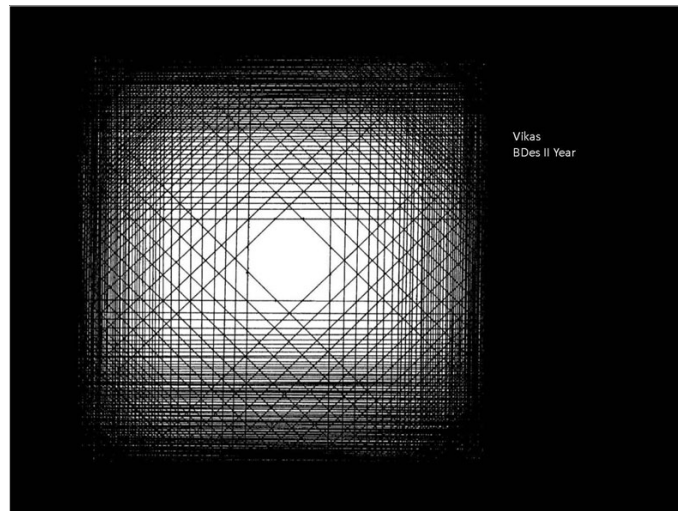

Prof. Ravi Mokashi Punekar

DoD, IIT Guwahati

Source:

<https://www.dsource.in/course/elements-2-dimensional-design/line>

Students Work:



1. Introduction
2. Dot
3. Line
4. Shape/ Plane
5. Form/ Mass/ Volume
6. Assignment 1-5
7. Assignment 6-11
8. Contact Details

Design Course

Elements of 2 Dimensional Design

Basics for a Visual Artisr

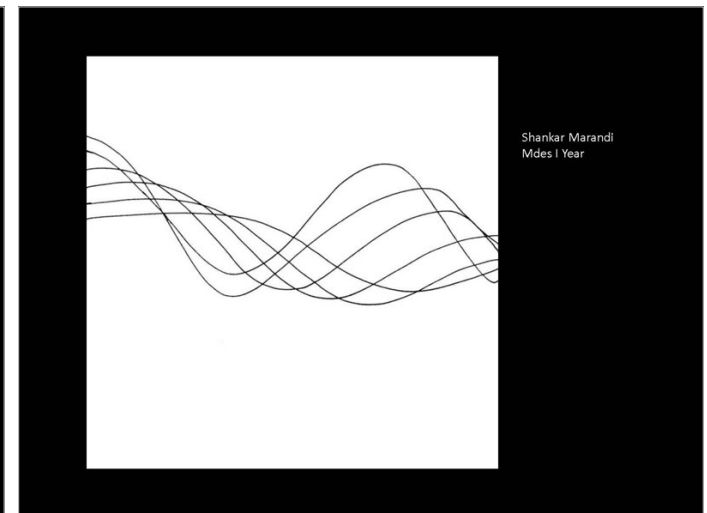



by

Prof. Ravi Mokashi Punekar

DoD, IIT Guwahati

Source:

<https://www.dsource.in/course/elements-2-dimensional-design/line>



1. Introduction
2. Dot
3. Line
4. Shape/ Plane
5. Form/ Mass/ Volume
6. Assignment 1-5
7. Assignment 6-11
8. Contact Details

Design Course

Elements of 2 Dimensional Design

Basics for a Visual Artisr


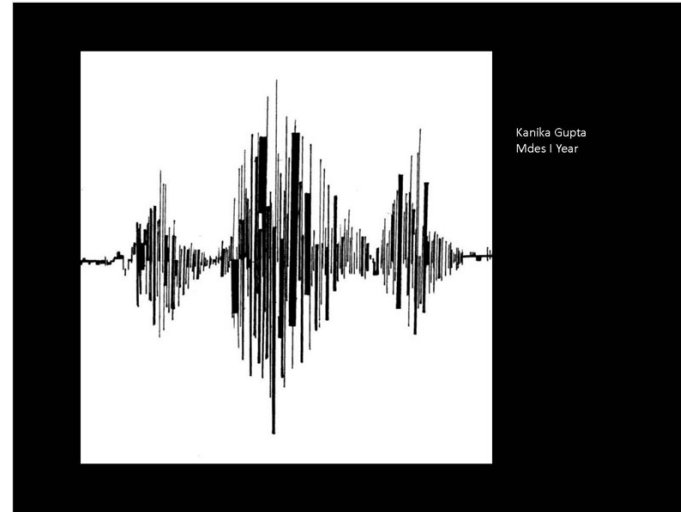
by

Prof. Ravi Mokashi Punekar

DoD, IIT Guwahati

Source:

<https://www.dsource.in/course/elements-2-dimensional-design/line>



1. Introduction
2. Dot
3. Line
4. Shape/ Plane
5. Form/ Mass/ Volume
6. Assignment 1-5
7. Assignment 6-11
8. Contact Details

Design Course

Elements of 2 Dimensional Design

Basics for a Visual Artis

by

Prof. Ravi Mokashi Punekar

DoD, IIT Guwahati

Source:

<https://www.dsource.in/course/elements-2-dimensional-design/shape-plane>

Shape/ Plane

Definition:

Shapes: Shapes are the result of closed lines.

Planes: Plane refers to an area outlined by lines.

- They are two dimensional.
- The physical surface of a composition is often called the picture plane.
- A shape can be open or filled with color, tone or texture.

Types of Shapes:

- Geometric: Square, Rectangle, Circle, Triangle, Trapezium, Pentagon
- Organic : Irregular

Reference:



1. Introduction
2. Dot
3. Line
4. Shape/ Plane
5. Form/ Mass/ Volume
6. Assignment 1-5
7. Assignment 6-11
8. Contact Details

Design Course

Elements of 2 Dimensional Design

Basics for a Visual Artis


by

Prof. Ravi Mokashi Punekar

DoD, IIT Guwahati

Source:

<https://www.dsource.in/course/elements-2-dimensional-design/shape-plane>



1. Introduction
2. Dot
3. Line
4. Shape/ Plane
5. Form/ Mass/ Volume
6. Assignment 1-5
7. Assignment 6-11
8. Contact Details

Design Course

Elements of 2 Dimensional Design

Basics for a Visual Artis


by

Prof. Ravi Mokashi Punekar


DoD, IIT Guwahati

Source:

<https://www.dsource.in/course/elements-2-dimensional-design/shape-plane>



1. Introduction
2. Dot
3. Line
4. Shape/ Plane
5. Form/ Mass/ Volume
6. Assignment 1-5
7. Assignment 6-11
8. Contact Details



Design Course

Elements of 2 Dimensional Design

Basics for a Visual Artisr

by



Prof. Ravi Mokashi Punekar

DoD, IIT Guwahati

Source:

<https://www.dsource.in/course/elements-2-dimensional-design/shape-plane>

Students Work:



1. Introduction
2. Dot
3. Line
4. Shape/ Plane
5. Form/ Mass/ Volume
6. Assignment 1-5
7. Assignment 6-11
8. Contact Details

Design Course

Elements of 2 Dimensional Design

Basics for a Visual Artis



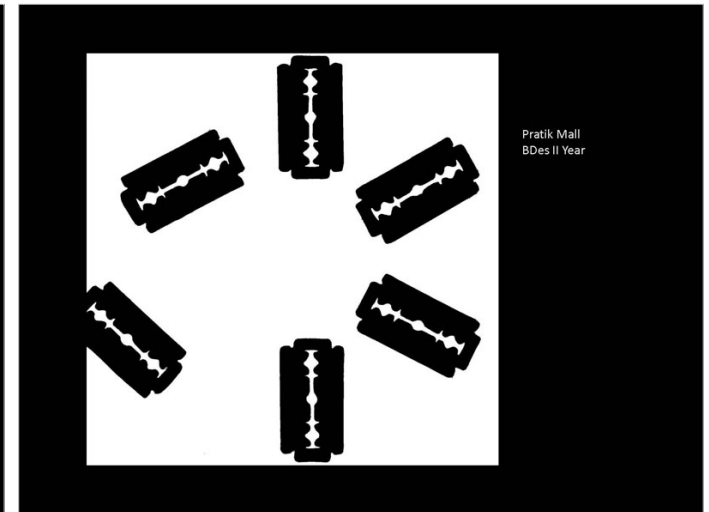

by

Prof. Ravi Mokashi Punekar

DoD, IIT Guwahati

Source:

<https://www.dsource.in/course/elements-2-dimensional-design/shape-plane>



1. Introduction
2. Dot
3. Line
4. Shape/ Plane
5. Form/ Mass/ Volume
6. Assignment 1-5
7. Assignment 6-11
8. Contact Details

Design Course

Elements of 2 Dimensional Design

Basics for a Visual Artis

by

Prof. Ravi Mokashi Punekar

DoD, IIT Guwahati

Source:

<https://www.dsource.in/course/elements-2-dimensional-design/form-mass-volume>

Form/ Mass/ Volume

Definition:

Volume is a product of dots, lines and planes. It is an illusion of three dimensional forms on a two dimensional surface and illusion of space within a form.

Composition:

Composition refers to the arrangements of elements and characteristics within a defined area. This arrangement should be visually pleasing and more importantly convey specific information and meaning.



1. Introduction

2. Dot

3. Line

4. Shape/ Plane

5. Form/ Mass/ Volume

6. Assignment 1-5

7. Assignment 6-11

8. Contact Details

Design Course

Elements of 2 Dimensional Design

Basics for a Visual Artis

by

Prof. Ravi Mokashi Punekar

DoD, IIT Guwahati

Source:

<https://www.dsource.in/course/elements-2-dimensional-design/form-mass-volume>

1. Introduction
2. Dot
3. Line
4. Shape/ Plane
5. Form/ Mass/ Volume
6. Assignment 1-5
7. Assignment 6-11
8. Contact Details



Design Course

Elements of 2 Dimensional Design

Basics for a Visual Artisr

by

Prof. Ravi Mokashi Punekar

DoD, IIT Guwahati

Source:

<https://www.dsource.in/course/elements-2-dimensional-design/form-mass-volume>



1. Introduction
2. Dot
3. Line
4. Shape/ Plane
5. Form/ Mass/ Volume
6. Assignment 1-5
7. Assignment 6-11
8. Contact Details



Design Course

Elements of 2 Dimensional Design

Basics for a Visual Artis

by

Prof. Ravi Mokashi Punekar

DoD, IIT Guwahati

Source:


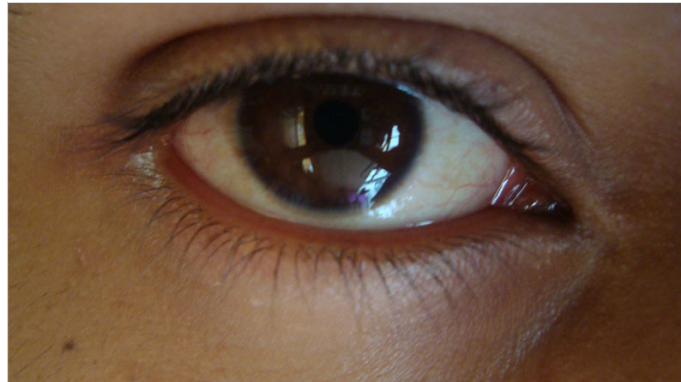
<https://www.dsource.in/course/elements-2-dimensional-design/assignment-1-5>

Assignment 1-5

Assignments for representating 2-Dimensional Designs:

Assignment 1:

- Click 5 pics showing each of point : Line, Shape, Form.



1. Introduction
2. Dot
3. Line
4. Shape/ Plane
5. Form/ Mass/ Volume
6. Assignment 1-5
7. Assignment 6-11
8. Contact Details

Design Course

Elements of 2 Dimensional Design

Basics for a Visual Artis

by

Prof. Ravi Mokashi Punekar

DoD, IIT Guwahati

Source:

<https://www.dsource.in/course/elements-2-dimensional-design/assignment-1-5>



1. Introduction
2. Dot
3. Line
4. Shape/ Plane
5. Form/ Mass/ Volume
6. Assignment 1-5
7. Assignment 6-11
8. Contact Details

Design Course

Elements of 2 Dimensional Design

Basics for a Visual Artis

by

Prof. Ravi Mokashi Punekar

DoD, IIT Guwahati

Source:

<https://www.dsource.in/course/elements-2-dimensional-design/assignment-1-5>

1. Introduction
2. Dot
3. Line
4. Shape/ Plane
5. Form/ Mass/ Volume
6. Assignment 1-5
7. Assignment 6-11
8. Contact Details



Design Course

Elements of 2 Dimensional Design

Basics for a Visual Artis

by

Prof. Ravi Mokashi Punekar


DoD, IIT Guwahati

Source:

<https://www.dsource.in/course/elements-2-dimensional-design/assignment-1-5>

Assignment 2:

- A B/W composition of points to show gradation.
- A B/W composition of points to represent any of the following:
Clouds, Stones, Sculptures, Sand dunes, Rock formations, Waves.



1. Introduction

2. Dot

3. Line

4. Shape/ Plane

5. Form/ Mass/ Volume

6. Assignment 1-5

7. Assignment 6-11

8. Contact Details

Design Course

Elements of 2 Dimensional Design

Basics for a Visual Artis

by



Prof. Ravi Mokashi Punekar

DoD, IIT Guwahati

Source:

<https://www.dsource.in/course/elements-2-dimensional-design/assignment-1-5>

1. Introduction
2. Dot
3. Line
4. Shape/ Plane
5. Form/ Mass/ Volume
6. Assignment 1-5
7. Assignment 6-11
8. Contact Details



Design Course

Elements of 2 Dimensional Design

Basics for a Visual Artis

by




Prof. Ravi Mokashi Punekar

DoD, IIT Guwahati

Source:

<https://www.dsource.in/course/elements-2-dimensional-design/assignment-1-5>

1. Introduction
2. Dot
3. Line
4. Shape/ Plane
5. Form/ Mass/ Volume
6. Assignment 1-5
7. Assignment 6-11
8. Contact Details



Design Course

Elements of 2 Dimensional Design

Basics for a Visual Artis

by

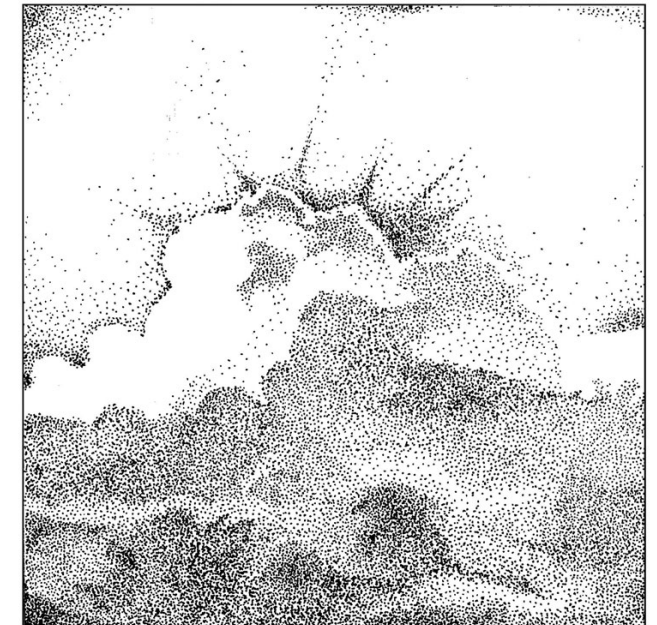

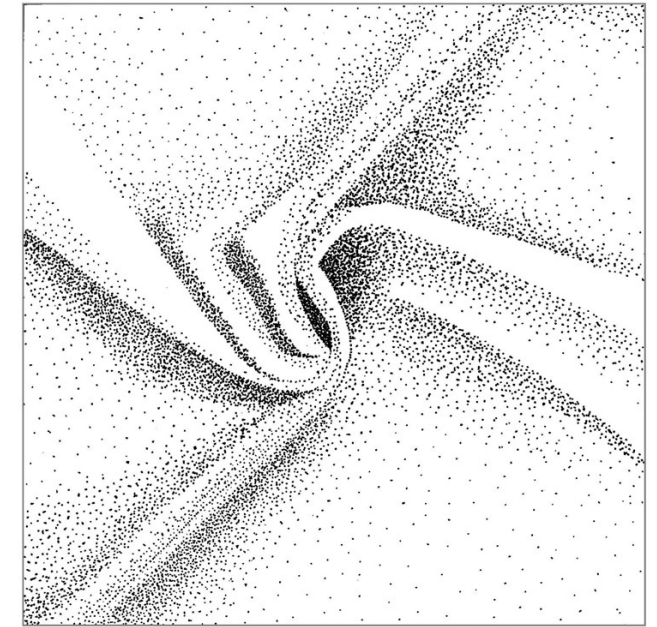

Prof. Ravi Mokashi Punekar

DoD, IIT Guwahati

Source:

<https://www.dsource.in/course/elements-2-dimensional-design/assignment-1-5>

1. Introduction
2. Dot
3. Line
4. Shape/ Plane
5. Form/ Mass/ Volume
6. Assignment 1-5
7. Assignment 6-11
8. Contact Details



Design Course

Elements of 2 Dimensional Design

Basics for a Visual Artis

by

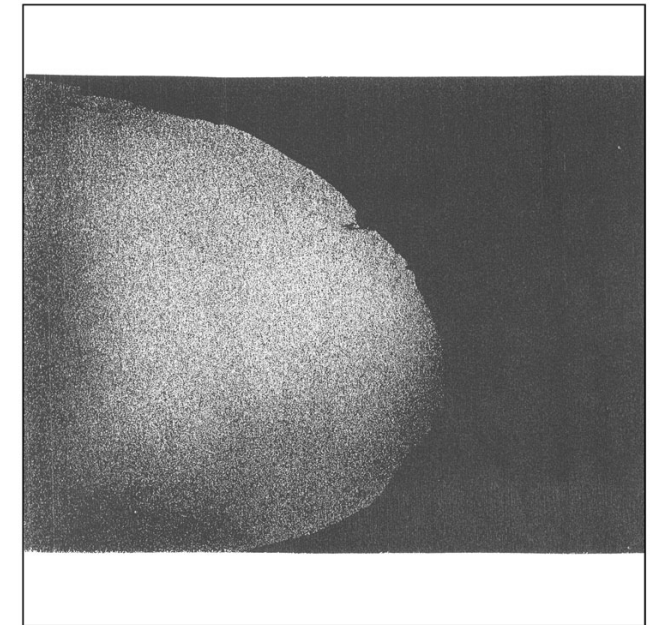



Prof. Ravi Mokashi Punekar

DoD, IIT Guwahati

Source:

<https://www.dsource.in/course/elements-2-dimensional-design/assignment-1-5>

1. Introduction
2. Dot
3. Line
4. Shape/ Plane
5. Form/ Mass/ Volume
6. Assignment 1-5
7. Assignment 6-11
8. Contact Details



Design Course

Elements of 2 Dimensional Design

Basics for a Visual Artis

by


Prof. Ravi Mokashi Punekar

DoD, IIT Guwahati

Source:

<https://www.dsource.in/course/elements-2-dimensional-design/assignment-1-5>

1. Introduction
2. Dot
3. Line
4. Shape/ Plane
5. Form/ Mass/ Volume
6. Assignment 1-5
7. Assignment 6-11
8. Contact Details



Design Course

Elements of 2 Dimensional Design

Basics for a Visual Artisr

by

Prof. Ravi Mokashi Punekar


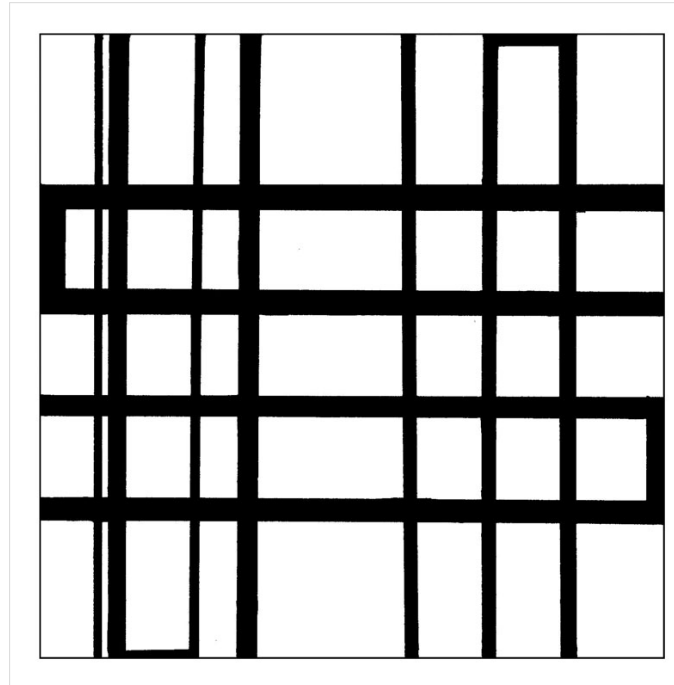
DoD, IIT Guwahati

Source:

<https://www.dsource.in/course/elements-2-dimensional-design/assignment-1-5>

Assignment 3:

- An 'interesting' B/W composition of lines.
- A B/W composition of lines to represent any of the following sets of properties of lines : Smooth & Rough, Dense & Scattered, Static & Dynamic, Hard & Soft, Heavy & Light.



1. Introduction

2. Dot

3. Line

4. Shape/ Plane

5. Form/ Mass/ Volume

6. Assignment 1-5

7. Assignment 6-11

8. Contact Details

Design Course

Elements of 2 Dimensional Design

Basics for a Visual Artis

by




Prof. Ravi Mokashi Punekar

DoD, IIT Guwahati

Source:

<https://www.dsource.in/course/elements-2-dimensional-design/assignment-1-5>

1. Introduction
2. Dot
3. Line
4. Shape/ Plane
5. Form/ Mass/ Volume
6. Assignment 1-5
7. Assignment 6-11
8. Contact Details



Design Course

Elements of 2 Dimensional Design

Basics for a Visual Artisr

by

Prof. Ravi Mokashi Punekar

DoD, IIT Guwahati

Source:

<https://www.dsource.in/course/elements-2-dimensional-design/assignment-1-5>

1. Introduction

2. Dot

3. Line

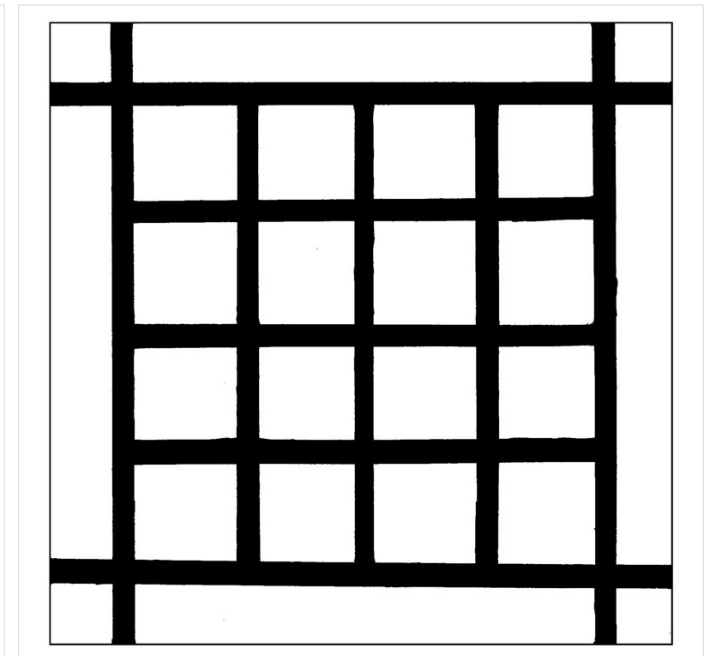
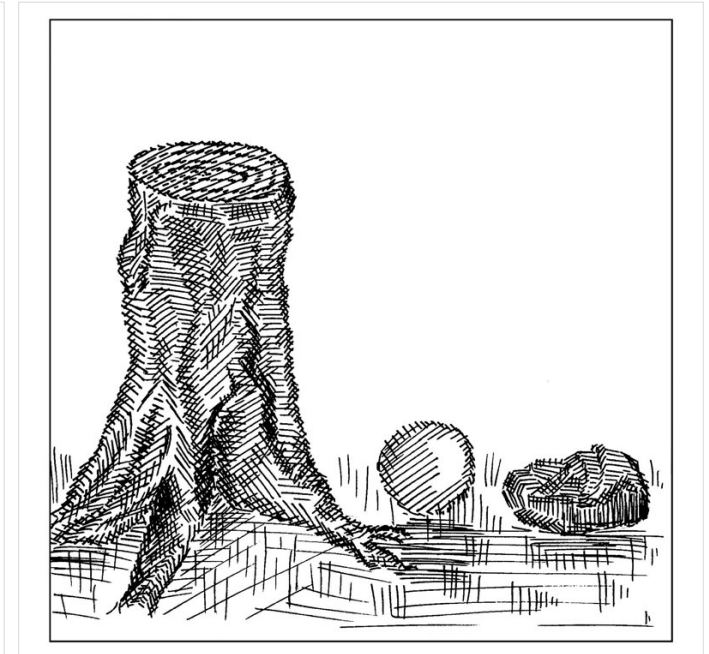
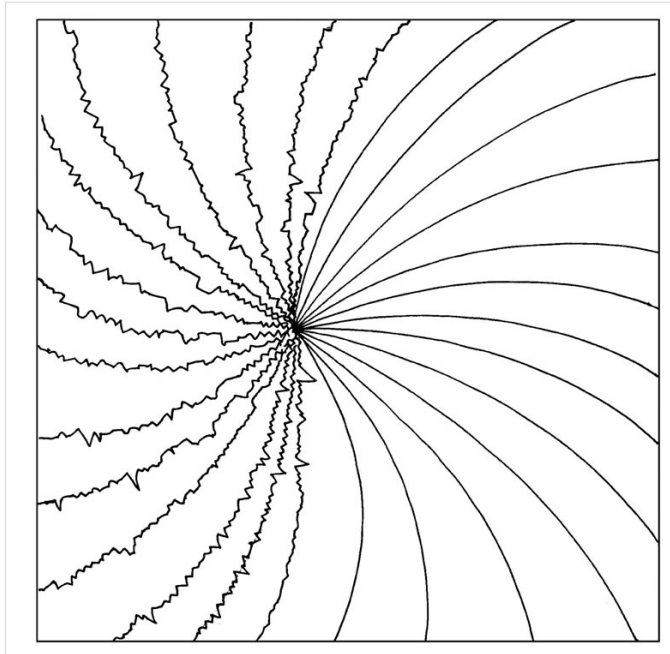
4. Shape/ Plane

5. Form/ Mass/ Volume

6. Assignment 1-5

7. Assignment 6-11

8. Contact Details



Design Course

Elements of 2 Dimensional Design

Basics for a Visual Artisr

by



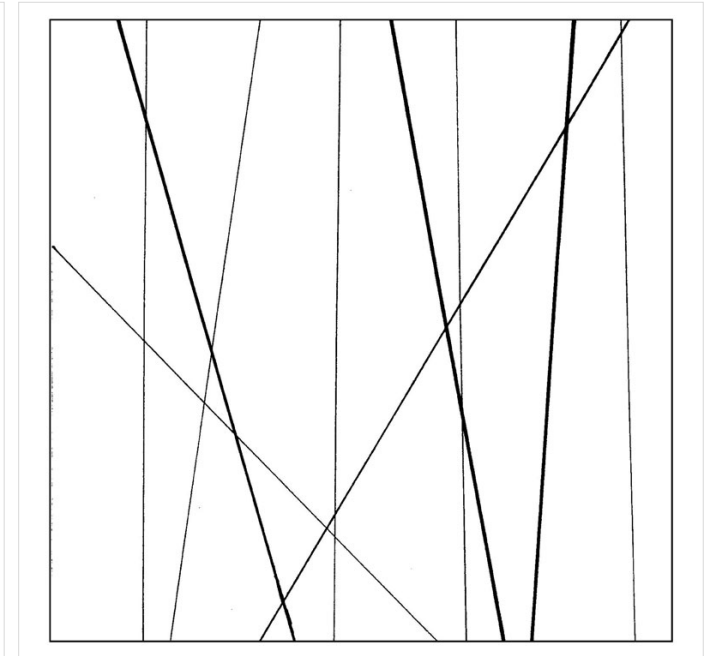
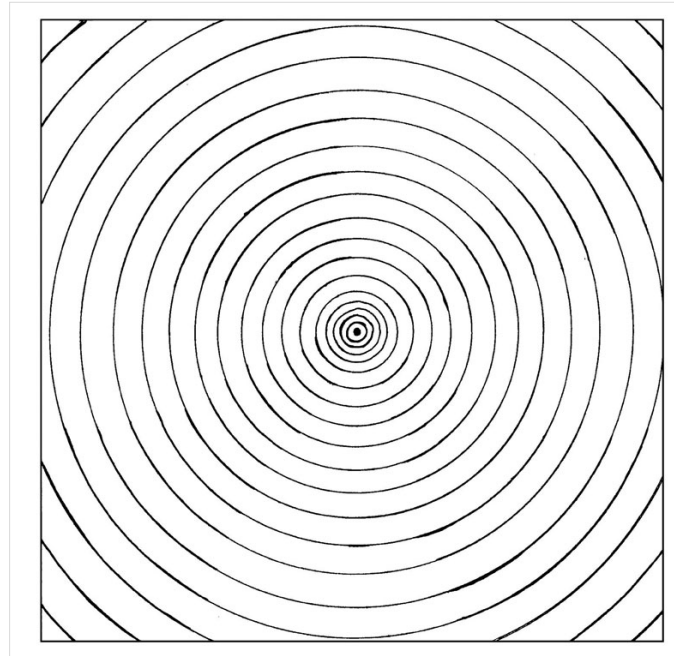
Prof. Ravi Mokashi Punekar

DoD, IIT Guwahati

Source:

<https://www.dsource.in/course/elements-2-dimensional-design/assignment-1-5>

1. Introduction
2. Dot
3. Line
4. Shape/ Plane
5. Form/ Mass/ Volume
6. Assignment 1-5
7. Assignment 6-11
8. Contact Details



Design Course

Elements of 2 Dimensional Design

Basics for a Visual Artisr

by


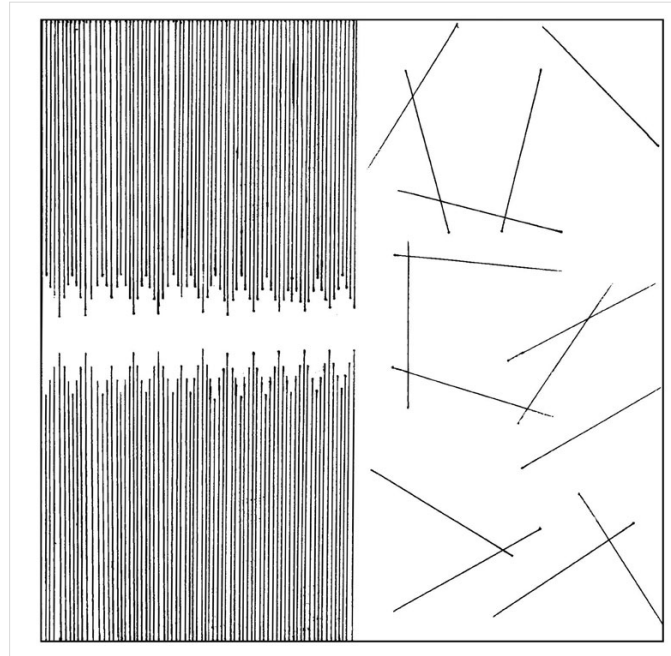
Prof. Ravi Mokashi Punekar

DoD, IIT Guwahati

Source:

<https://www.dsource.in/course/elements-2-dimensional-design/assignment-1-5>

1. Introduction
2. Dot
3. Line
4. Shape/ Plane
5. Form/ Mass/ Volume
6. Assignment 1-5
7. Assignment 6-11
8. Contact Details



Design Course

Elements of 2 Dimensional Design

Basics for a Visual Artis

by

Prof. Ravi Mokashi Punekar

DoD, IIT Guwahati

Source:

<https://www.dsource.in/course/elements-2-dimensional-design/assignment-1-5>

1. Introduction
2. Dot
3. Line
4. Shape/ Plane
5. Form/ Mass/ Volume
6. Assignment 1-5
7. Assignment 6-11
8. Contact Details



Design Course

Elements of 2 Dimensional Design

Basics for a Visual Artis

by

Prof. Ravi Mokashi Punekar

DoD, IIT Guwahati

Source:

<https://www.dsource.in/course/elements-2-dimensional-design/assignment-1-5>

1. Introduction

2. Dot

3. Line



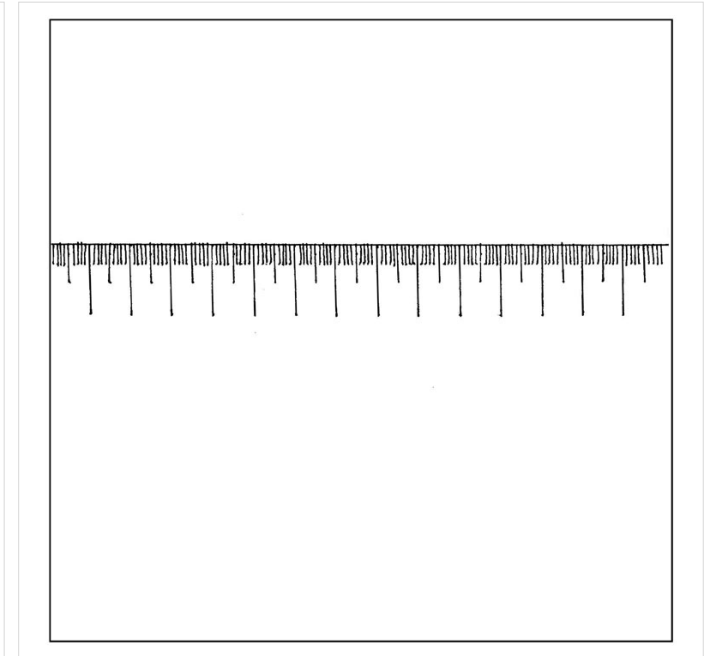

4. Shape/ Plane

5. Form/ Mass/ Volume

6. Assignment 1-5

7. Assignment 6-11

8. Contact Details



Design Course

Elements of 2 Dimensional Design

Basics for a Visual Artis

by

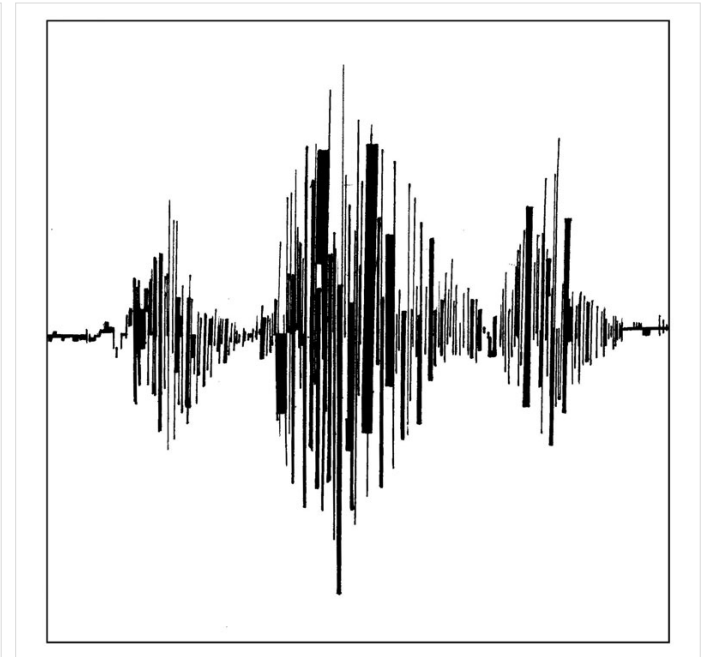


Prof. Ravi Mokashi Punekar

DoD, IIT Guwahati

Source:

<https://www.dsource.in/course/elements-2-dimensional-design/assignment-1-5>

1. Introduction
2. Dot
3. Line
4. Shape/ Plane
5. Form/ Mass/ Volume
6. Assignment 1-5
7. Assignment 6-11
8. Contact Details



Design Course

Elements of 2 Dimensional Design

Basics for a Visual Artis

by

Prof. Ravi Mokashi Punekar

DoD, IIT Guwahati

Source:

<https://www.dsource.in/course/elements-2-dimensional-design/assignment-1-5>

1. Introduction

2. Dot

3. Line





4. Shape/ Plane

5. Form/ Mass/ Volume

6. Assignment 1-5

7. Assignment 6-11

8. Contact Details



Design Course

Elements of 2 Dimensional Design

Basics for a Visual Artis

by

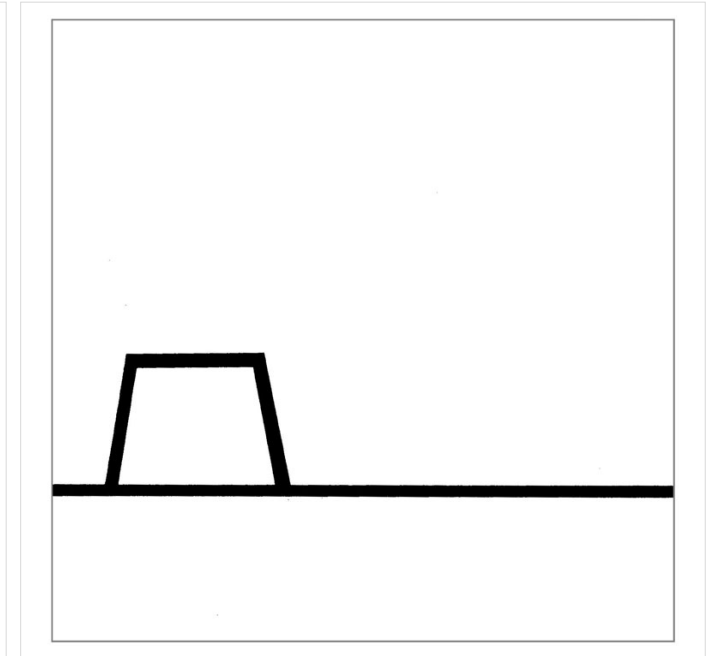

Prof. Ravi Mokashi Punekar

DoD, IIT Guwahati

Source:

<https://www.dsource.in/course/elements-2-dimensional-design/assignment-1-5>

1. Introduction
2. Dot
3. Line
4. Shape/ Plane
5. Form/ Mass/ Volume
6. Assignment 1-5
7. Assignment 6-11
8. Contact Details



Design Course

Elements of 2 Dimensional Design

Basics for a Visual Artis

by

Prof. Ravi Mokashi Punekar


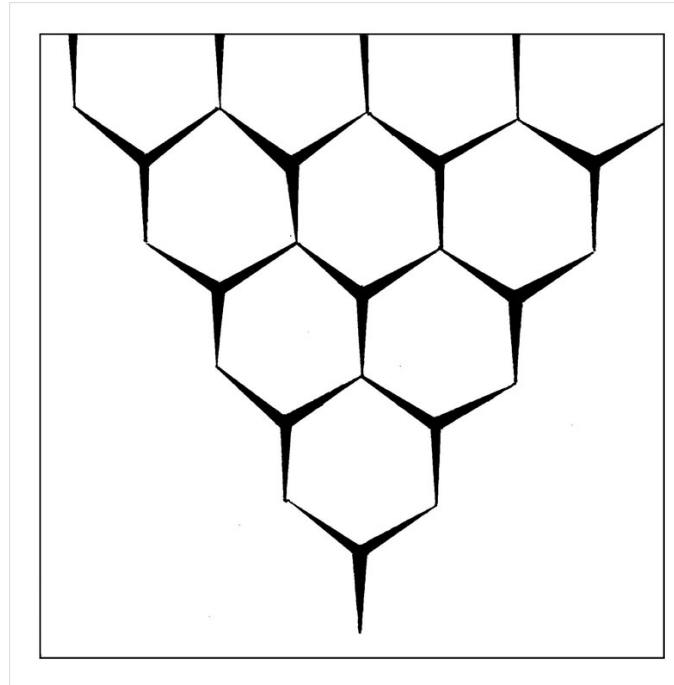
DoD, IIT Guwahati

Source:

<https://www.dsource.in/course/elements-2-dimensional-design/assignment-1-5>

Assignment 4:

- Geometric shapes: A B/W composition of shapes of any Object.
- Organic shapes : A B/W composition of shape of any Leaf.



1. Introduction

2. Dot

3. Line

4. Shape/ Plane

5. Form/ Mass/ Volume

6. Assignment 1-5

7. Assignment 6-11

8. Contact Details

Design Course

Elements of 2 Dimensional Design

Basics for a Visual Artis

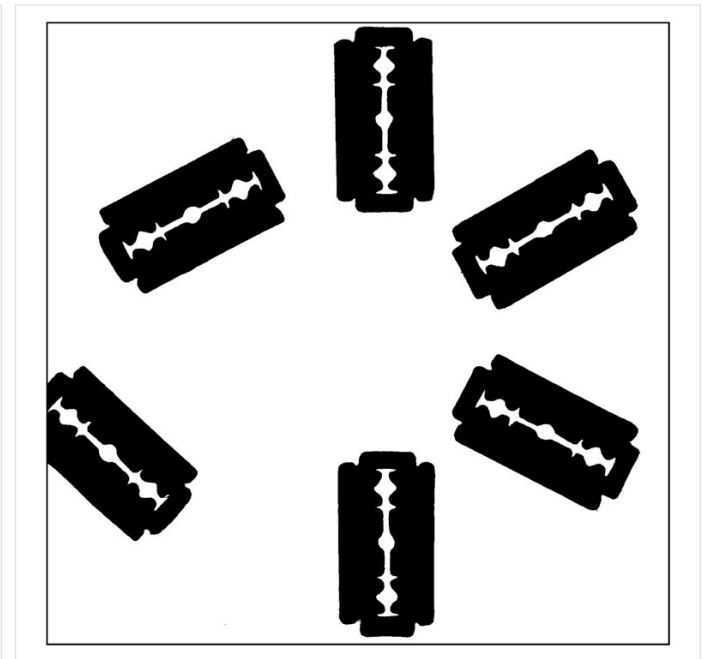

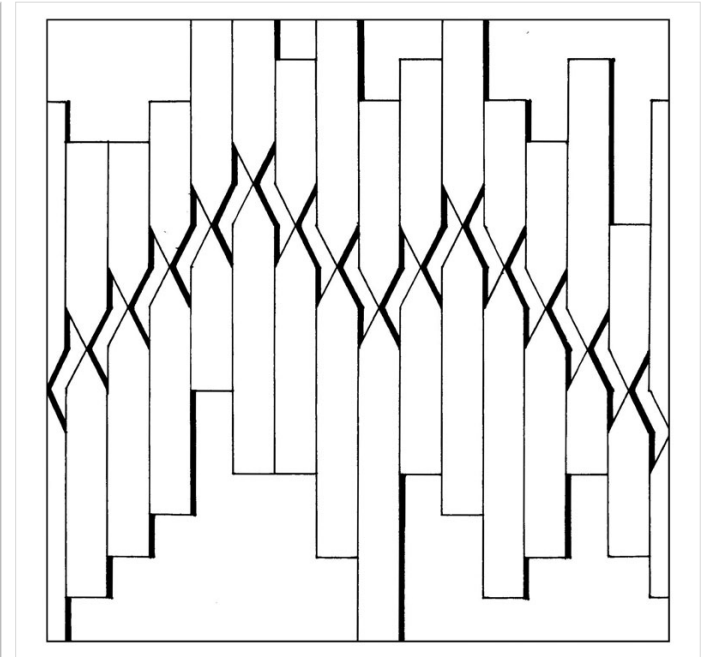

by

Prof. Ravi Mokashi Punekar

DoD, IIT Guwahati

Source:

<https://www.dsource.in/course/elements-2-dimensional-design/assignment-1-5>



1. Introduction
2. Dot
3. Line
4. Shape/ Plane
5. Form/ Mass/ Volume
6. Assignment 1-5
7. Assignment 6-11
8. Contact Details

Design Course

Elements of 2 Dimensional Design

Basics for a Visual Artis

by




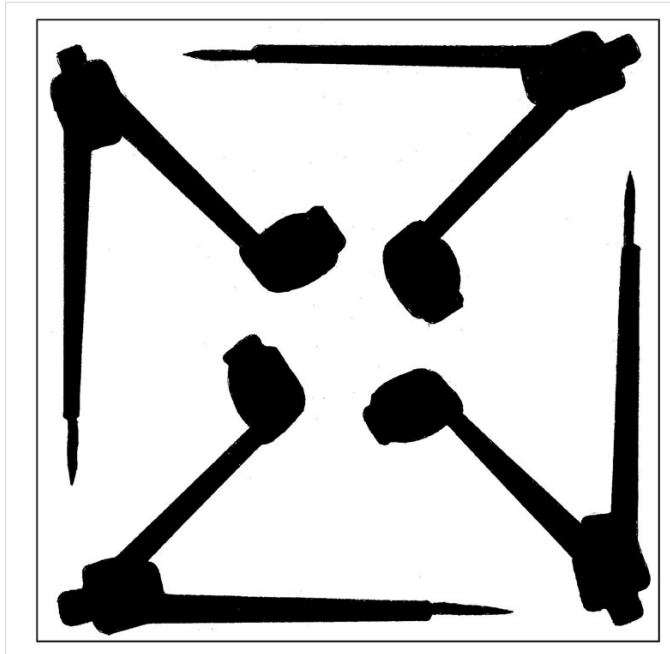
Prof. Ravi Mokashi Punekar

DoD, IIT Guwahati

Source:

<https://www.dsource.in/course/elements-2-dimensional-design/assignment-1-5>

1. Introduction
2. Dot
3. Line
4. Shape/ Plane
5. Form/ Mass/ Volume
6. Assignment 1-5
7. Assignment 6-11
8. Contact Details



Design Course

Elements of 2 Dimensional Design

Basics for a Visual Artis

by

Prof. Ravi Mokashi Punekar

DoD, IIT Guwahati

Source:

<https://www.dsource.in/course/elements-2-dimensional-design/assignment-1-5>

1. Introduction

2. Dot

3. Line





4. Shape/ Plane

5. Form/ Mass/ Volume

6. Assignment 1-5

7. Assignment 6-11

8. Contact Details



Design Course

Elements of 2 Dimensional Design

Basics for a Visual Artis

by




Prof. Ravi Mokashi Punekar

DoD, IIT Guwahati

Source:

<https://www.dsource.in/course/elements-2-dimensional-design/assignment-1-5>

1. Introduction
2. Dot
3. Line
4. Shape/ Plane
5. Form/ Mass/ Volume
6. Assignment 1-5
7. Assignment 6-11
8. Contact Details



Design Course

Elements of 2 Dimensional Design

Basics for a Visual Artis

by

Prof. Ravi Mokashi Punekar

DoD, IIT Guwahati

Source:

<https://www.dsource.in/course/elements-2-dimensional-design/assignment-1-5>

1. Introduction

2. Dot

3. Line


4. Shape/ Plane

5. Form/ Mass/ Volume

6. Assignment 1-5

7. Assignment 6-11

8. Contact Details



Design Course

Elements of 2 Dimensional Design

Basics for a Visual Artisr

by



Prof. Ravi Mokashi Punekar

DoD, IIT Guwahati

Source:

<https://www.dsource.in/course/elements-2-dimensional-design/assignment-1-5>

1. Introduction
2. Dot
3. Line
4. Shape/ Plane
5. Form/ Mass/ Volume
6. Assignment 1-5
7. Assignment 6-11
8. Contact Details



Design Course

Elements of 2 Dimensional Design

Basics for a Visual Artis

by

Prof. Ravi Mokashi Punekar

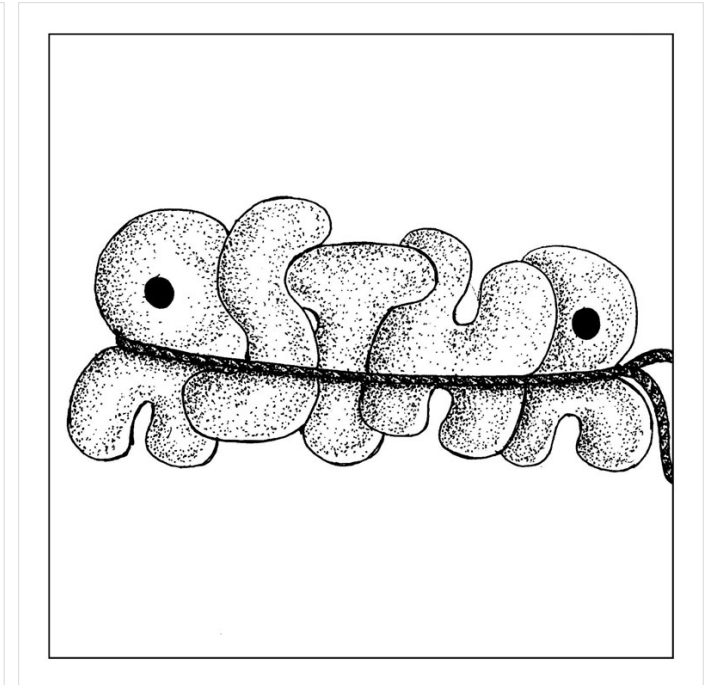
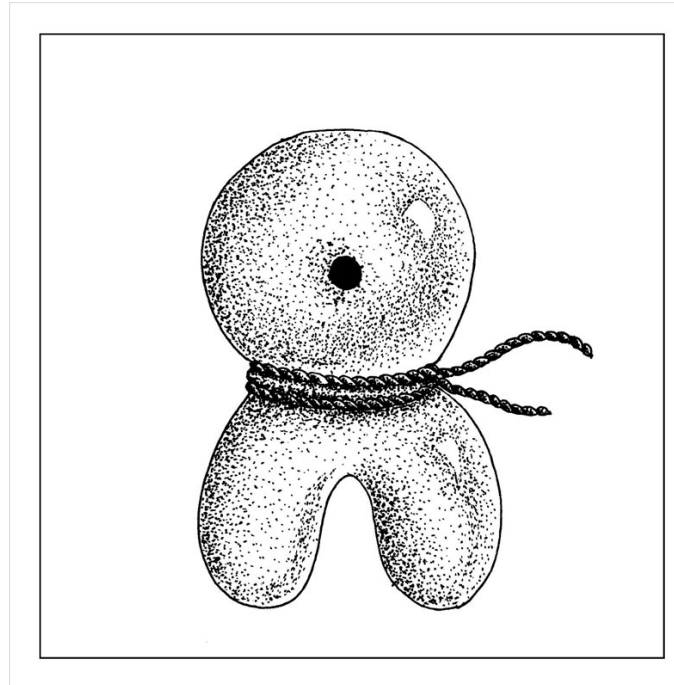
DoD, IIT Guwahati

Source:

<https://www.dsource.in/course/elements-2-dimensional-design/assignment-1-5>

Assignment 5:

- Still life drawing of a collection of geometrical objects.
- A B/W composition of first letter of your name in a 3D representation.
- A B/W composition of your name in a 3D representation.



1. Introduction

2. Dot

3. Line

4. Shape/ Plane

5. Form/ Mass/ Volume

6. Assignment 1-5

7. Assignment 6-11

8. Contact Details

Design Course

Elements of 2 Dimensional Design

Basics for a Visual Artis

by




Prof. Ravi Mokashi Punekar

DoD, IIT Guwahati

Source:

<https://www.dsource.in/course/elements-2-dimensional-design/assignment-1-5>

1. Introduction
2. Dot
3. Line
4. Shape/ Plane
5. Form/ Mass/ Volume
6. Assignment 1-5
7. Assignment 6-11
8. Contact Details



Design Course

Elements of 2 Dimensional Design

Basics for a Visual Artis

by




Prof. Ravi Mokashi Punekar

DoD, IIT Guwahati

Source:

<https://www.dsource.in/course/elements-2-dimensional-design/assignment-1-5>

1. Introduction
2. Dot
3. Line
4. Shape/ Plane
5. Form/ Mass/ Volume
6. Assignment 1-5
7. Assignment 6-11
8. Contact Details



Design Course

Elements of 2 Dimensional Design

Basics for a Visual Artisr

by




Prof. Ravi Mokashi Punekar

DoD, IIT Guwahati

Source:

<https://www.dsource.in/course/elements-2-dimensional-design/assignment-1-5>

1. Introduction
2. Dot
3. Line
4. Shape/ Plane
5. Form/ Mass/ Volume
6. Assignment 1-5
7. Assignment 6-11
8. Contact Details



Design Course

Elements of 2 Dimensional Design

Basics for a Visual Artis

by




Prof. Ravi Mokashi Punekar

DoD, IIT Guwahati

Source:

<https://www.dsource.in/course/elements-2-dimensional-design/assignment-1-5>

1. Introduction
2. Dot
3. Line
4. Shape/ Plane
5. Form/ Mass/ Volume
6. Assignment 1-5
7. Assignment 6-11
8. Contact Details



Design Course

Elements of 2 Dimensional Design

Basics for a Visual Artis

by

Prof. Ravi Mokashi Punekar

DoD, IIT Guwahati

Source:

<https://www.dsource.in/course/elements-2-dimensional-design/assignment-6-11>

Assignment 6-11

Assignment 6:

- 5 Pics demonstrating each of vertical, horizontal & radial symmetry.
- One B/W composition depicting asymmetrical balance.



1. Introduction

2. Dot

3. Line

4. Shape/ Plane

5. Form/ Mass/ Volume

6. Assignment 1-5

7. Assignment 6-11

8. Contact Details

Design Course

Elements of 2 Dimensional Design

Basics for a Visual Artis

by

Prof. Ravi Mokashi Punekar

DoD, IIT Guwahati

Source:

<https://www.dsource.in/course/elements-2-dimensional-design/assignment-6-11>

1. Introduction
2. Dot
3. Line
4. Shape/ Plane
5. Form/ Mass/ Volume
6. Assignment 1-5
7. Assignment 6-11
8. Contact Details



Design Course

Elements of 2 Dimensional Design

Basics for a Visual Artisr

by




Prof. Ravi Mokashi Punekar

DoD, IIT Guwahati

Source:

<https://www.dsource.in/course/elements-2-dimensional-design/assignment-6-11>

1. Introduction
2. Dot
3. Line
4. Shape/ Plane
5. Form/ Mass/ Volume
6. Assignment 1-5
7. Assignment 6-11
8. Contact Details



Design Course

Elements of 2 Dimensional Design

Basics for a Visual Artis


by

Prof. Ravi Mokashi Punekar

DoD, IIT Guwahati

Source:

<https://www.dsource.in/course/elements-2-dimensional-design/assignment-6-11>



1. Introduction
2. Dot
3. Line
4. Shape/ Plane
5. Form/ Mass/ Volume
6. Assignment 1-5
7. Assignment 6-11
8. Contact Details

Design Course

Elements of 2 Dimensional Design

Basics for a Visual Artis

by



Prof. Ravi Mokashi Punekar

DoD, IIT Guwahati

Source:

<https://www.dsource.in/course/elements-2-dimensional-design/assignment-6-11>

1. Introduction
2. Dot
3. Line
4. Shape/ Plane
5. Form/ Mass/ Volume
6. Assignment 1-5
7. Assignment 6-11
8. Contact Details



Design Course

Elements of 2 Dimensional Design

Basics for a Visual Artis

by




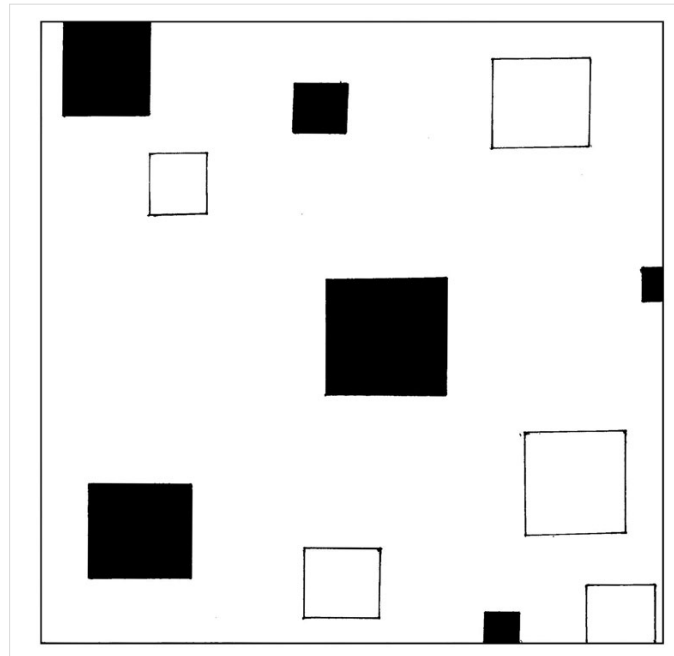
Prof. Ravi Mokashi Punekar

DoD, IIT Guwahati

Source:

<https://www.dsource.in/course/elements-2-dimensional-design/assignment-6-11>

1. Introduction
2. Dot
3. Line
4. Shape/ Plane
5. Form/ Mass/ Volume
6. Assignment 1-5
7. Assignment 6-11
8. Contact Details



Design Course

Elements of 2 Dimensional Design

Basics for a Visual Artisr

by

Prof. Ravi Mokashi Punekar

DoD, IIT Guwahati

Source:

<https://www.dsource.in/course/elements-2-dimensional-design/assignment-6-11>

1. Introduction

2. Dot

3. Line


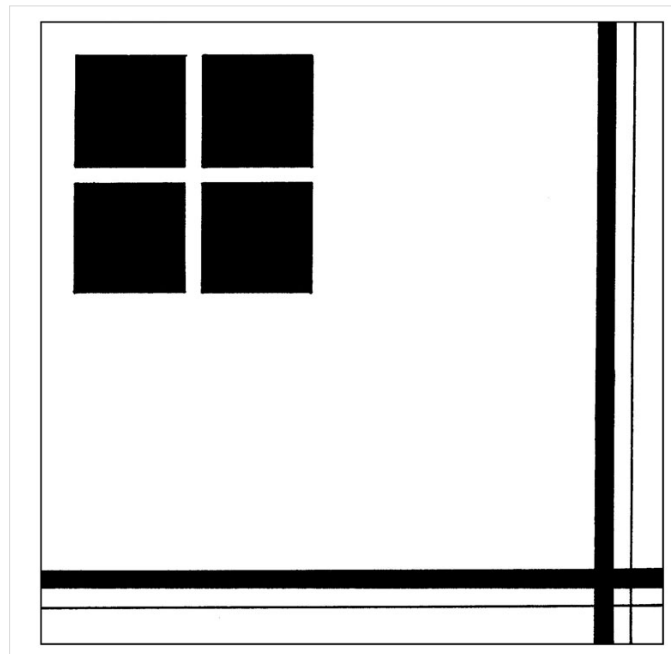

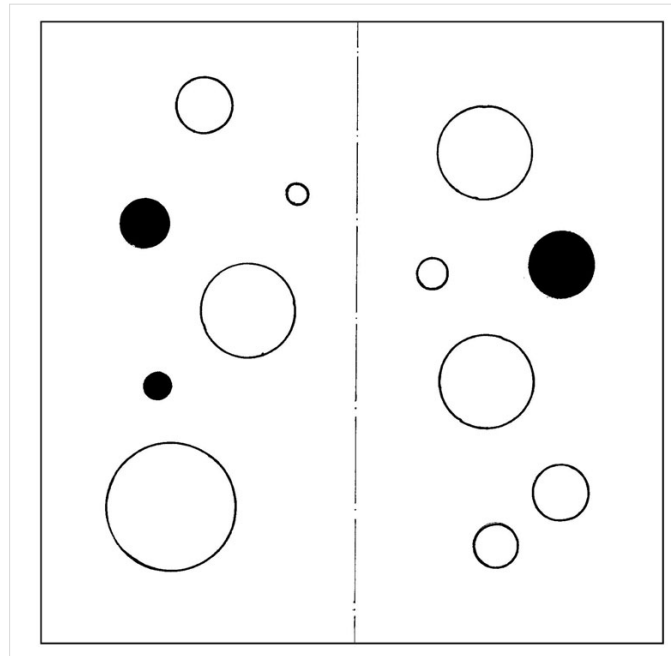
4. Shape/ Plane

5. Form/ Mass/ Volume

6. Assignment 1-5

7. Assignment 6-11

8. Contact Details



Design Course

Elements of 2 Dimensional Design

Basics for a Visual Artisr

by

Prof. Ravi Mokashi Punekar


DoD, IIT Guwahati

Source:

<https://www.dsource.in/course/elements-2-dimensional-design/assignment-6-11>

Assignment 7:

- A B/W composition of points to show gradation.
- A B/W composition of points to represent any of the following:
Clouds, Stones, Sculptures, Sand dunes, Rock formations, Waves.



1. Introduction

2. Dot

3. Line

4. Shape/ Plane

5. Form/ Mass/ Volume

6. Assignment 1-5

7. Assignment 6-11

8. Contact Details

Design Course

Elements of 2 Dimensional Design

Basics for a Visual Artis

by

Prof. Ravi Mokashi Punekar

DoD, IIT Guwahati

Source:

<https://www.dsource.in/course/elements-2-dimensional-design/assignment-6-11>



1. Introduction
2. Dot
3. Line
4. Shape/ Plane
5. Form/ Mass/ Volume
6. Assignment 1-5
7. Assignment 6-11
8. Contact Details

Design Course

Elements of 2 Dimensional Design

Basics for a Visual Artisr

by

Prof. Ravi Mokashi Punekar

DoD, IIT Guwahati

Source:

<https://www.dsource.in/course/elements-2-dimensional-design/assignment-6-11>

1. Introduction
2. Dot
3. Line
4. Shape/ Plane
5. Form/ Mass/ Volume
6. Assignment 1-5
7. Assignment 6-11
8. Contact Details



Design Course

Elements of 2 Dimensional Design

Basics for a Visual Artisr

by

Prof. Ravi Mokashi Punekar



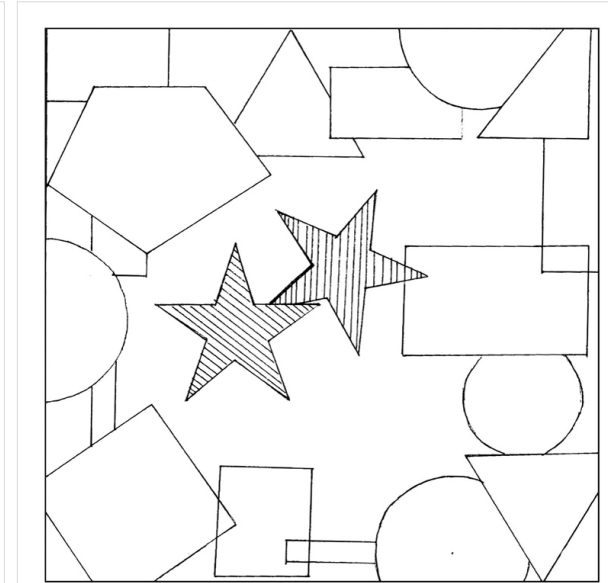

DoD, IIT Guwahati

Source:

<https://www.dsource.in/course/elements-2-dimensional-design/assignment-6-11>

Assignment 8:

- A B/W composition with 10 different elements & one emphasized.



1. Introduction
2. Dot
3. Line
4. Shape/ Plane
5. Form/ Mass/ Volume
6. Assignment 1-5
7. Assignment 6-11
8. Contact Details

Design Course

Elements of 2 Dimensional Design

Basics for a Visual Artis

by

Prof. Ravi Mokashi Punekar

DoD, IIT Guwahati

Source:

<https://www.dsource.in/course/elements-2-dimensional-design/assignment-6-11>

1. Introduction

2. Dot

3. Line



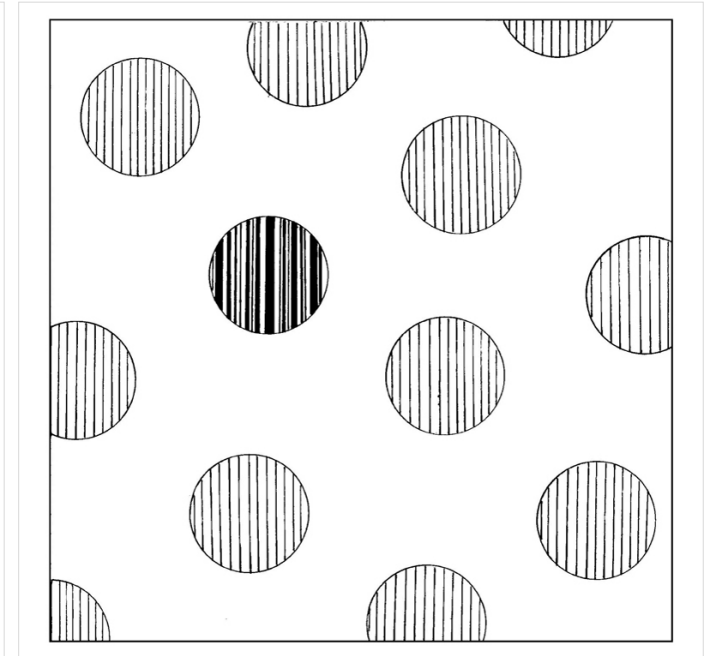
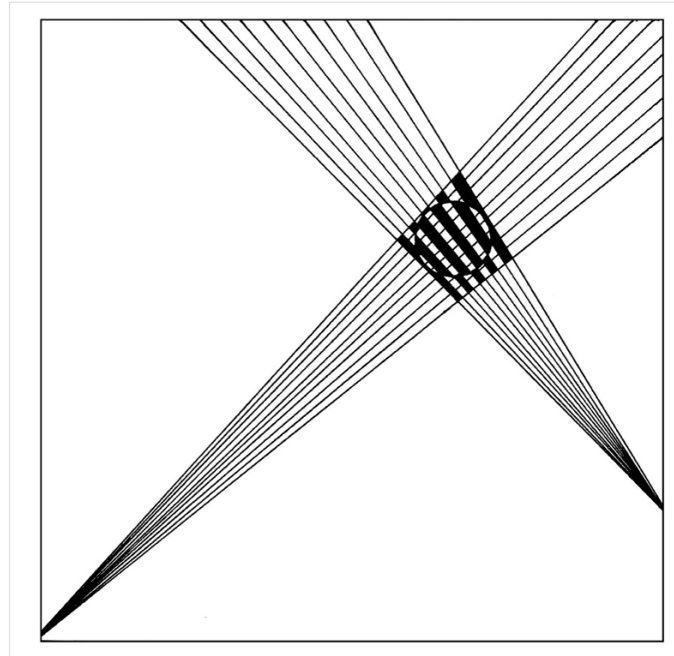
4. Shape/ Plane

5. Form/ Mass/ Volume

6. Assignment 1-5

7. Assignment 6-11

8. Contact Details



Design Course

Elements of 2 Dimensional Design

Basics for a Visual Artis





by

Prof. Ravi Mokashi Punekar

DoD, IIT Guwahati

Source:

<https://www.dsource.in/course/elements-2-dimensional-design/assignment-6-11>



1. Introduction
2. Dot
3. Line
4. Shape/ Plane
5. Form/ Mass/ Volume
6. Assignment 1-5
7. Assignment 6-11
8. Contact Details

Design Course

Elements of 2 Dimensional Design

Basics for a Visual Artis

by


Prof. Ravi Mokashi Punekar

DoD, IIT Guwahati

Source:

<https://www.dsource.in/course/elements-2-dimensional-design/assignment-6-11>

1. Introduction
2. Dot
3. Line
4. Shape/ Plane
5. Form/ Mass/ Volume
6. Assignment 1-5
7. Assignment 6-11
8. Contact Details



Design Course

Elements of 2 Dimensional Design

Basics for a Visual Artis

by

Prof. Ravi Mokashi Punekar

DoD, IIT Guwahati

Source:

<https://www.dsource.in/course/elements-2-dimensional-design/assignment-6-11>

Assignment 9:

- A miniature model of any object of choice.



1. Introduction

2. Dot

3. Line

4. Shape/ Plane

5. Form/ Mass/ Volume

6. Assignment 1-5

7. Assignment 6-11

8. Contact Details

Design Course

Elements of 2 Dimensional Design

Basics for a Visual Artis

by

Prof. Ravi Mokashi Punekar

DoD, IIT Guwahati

Source:

<https://www.dsource.in/course/elements-2-dimensional-design/assignment-6-11>

1. Introduction

2. Dot

3. Line

4. Shape/ Plane

5. Form/ Mass/ Volume

6. Assignment 1-5

7. Assignment 6-11

8. Contact Details



Design Course

Elements of 2 Dimensional Design

Basics for a Visual Artis

by

Prof. Ravi Mokashi Punekar

DoD, IIT Guwahati

Source:

<https://www.dsource.in/course/elements-2-dimensional-design/assignment-6-11>

1. Introduction

2. Dot

3. Line


4. Shape/ Plane

5. Form/ Mass/ Volume

6. Assignment 1-5

7. Assignment 6-11

8. Contact Details



Design Course

Elements of 2 Dimensional Design

Basics for a Visual Artis

by

Prof. Ravi Mokashi Punekar

DoD, IIT Guwahati

Source:

<https://www.dsource.in/course/elements-2-dimensional-design/assignment-6-11>

1. Introduction

2. Dot

3. Line


4. Shape/ Plane

5. Form/ Mass/ Volume

6. Assignment 1-5

7. Assignment 6-11

8. Contact Details



Design Course

Elements of 2 Dimensional Design

Basics for a Visual Artis





by

Prof. Ravi Mokashi Punekar

DoD, IIT Guwahati

Source:

<https://www.dsource.in/course/elements-2-dimensional-design/assignment-6-11>



1. Introduction
2. Dot
3. Line
4. Shape/ Plane
5. Form/ Mass/ Volume
6. Assignment 1-5
7. Assignment 6-11
8. Contact Details

Design Course

Elements of 2 Dimensional Design

Basics for a Visual Artis

by




Prof. Ravi Mokashi Punekar

DoD, IIT Guwahati

Source:

<https://www.dsource.in/course/elements-2-dimensional-design/assignment-6-11>

1. Introduction
2. Dot
3. Line
4. Shape/ Plane
5. Form/ Mass/ Volume
6. Assignment 1-5
7. Assignment 6-11
8. Contact Details



Design Course

Elements of 2 Dimensional Design

Basics for a Visual Artis

by



Prof. Ravi Mokashi Punekar

DoD, IIT Guwahati

Source:

<https://www.dsource.in/course/elements-2-dimensional-design/assignment-6-11>

1. Introduction
2. Dot
3. Line
4. Shape/ Plane
5. Form/ Mass/ Volume
6. Assignment 1-5
7. Assignment 6-11
8. Contact Details



Design Course

Elements of 2 Dimensional Design

Basics for a Visual Artis

by


Prof. Ravi Mokashi Punekar

DoD, IIT Guwahati

Source:

<https://www.dsource.in/course/elements-2-dimensional-design/assignment-6-11>

1. Introduction
2. Dot
3. Line
4. Shape/ Plane
5. Form/ Mass/ Volume
6. Assignment 1-5
7. Assignment 6-11
8. Contact Details



Design Course

Elements of 2 Dimensional Design

Basics for a Visual Artis


by

Prof. Ravi Mokashi Punekar

DoD, IIT Guwahati

Source:

<https://www.dsource.in/course/elements-2-dimensional-design/assignment-6-11>



1. Introduction
2. Dot
3. Line
4. Shape/ Plane
5. Form/ Mass/ Volume
6. Assignment 1-5
7. Assignment 6-11
8. Contact Details

Design Course

Elements of 2 Dimensional Design

Basics for a Visual Artis

by

Prof. Ravi Mokashi Punekar

DoD, IIT Guwahati

Source:

<https://www.dsource.in/course/elements-2-dimensional-design/assignment-6-11>

1. Introduction

2. Dot

3. Line





4. Shape/ Plane

5. Form/ Mass/ Volume

6. Assignment 1-5

7. Assignment 6-11

8. Contact Details



Design Course

Elements of 2 Dimensional Design

Basics for a Visual Artis




by

Prof. Ravi Mokashi Punekar

DoD, IIT Guwahati

Source:

<https://www.dsource.in/course/elements-2-dimensional-design/assignment-6-11>



1. Introduction
2. Dot
3. Line
4. Shape/ Plane
5. Form/ Mass/ Volume
6. Assignment 1-5
7. Assignment 6-11
8. Contact Details

Design Course

Elements of 2 Dimensional Design

Basics for a Visual Artis

by

Prof. Ravi Mokashi Punekar

DoD, IIT Guwahati

Source:

<https://www.dsource.in/course/elements-2-dimensional-design/assignment-6-11>

1. Introduction

2. Dot

3. Line


4. Shape/ Plane

5. Form/ Mass/ Volume

6. Assignment 1-5

7. Assignment 6-11

8. Contact Details



Design Course

Elements of 2 Dimensional Design

Basics for a Visual Artis

by

Prof. Ravi Mokashi Punekar

DoD, IIT Guwahati

Source:

<https://www.dsource.in/course/elements-2-dimensional-design/assignment-6-11>

1. Introduction
2. Dot
3. Line
4. Shape/ Plane
5. Form/ Mass/ Volume
6. Assignment 1-5
7. Assignment 6-11
8. Contact Details



Design Course

Elements of 2 Dimensional Design

Basics for a Visual Artis



by

Prof. Ravi Mokashi Punekar

DoD, IIT Guwahati

Source:

<https://www.dsource.in/course/elements-2-dimensional-design/assignment-6-11>



1. Introduction
2. Dot
3. Line
4. Shape/ Plane
5. Form/ Mass/ Volume
6. Assignment 1-5
7. Assignment 6-11
8. Contact Details

Design Course

Elements of 2 Dimensional Design

Basics for a Visual Artis

by

Prof. Ravi Mokashi Punekar

DoD, IIT Guwahati

Source:

<https://www.dsource.in/course/elements-2-dimensional-design/assignment-6-11>

1. Introduction

2. Dot

3. Line


4. Shape/ Plane

5. Form/ Mass/ Volume

6. Assignment 1-5

7. Assignment 6-11

8. Contact Details



Design Course

Elements of 2 Dimensional Design

Basics for a Visual Artis

by


Prof. Ravi Mokashi Punekar

DoD, IIT Guwahati

Source:

<https://www.dsource.in/course/elements-2-dimensional-design/assignment-6-11>

1. Introduction
2. Dot
3. Line
4. Shape/ Plane
5. Form/ Mass/ Volume
6. Assignment 1-5
7. Assignment 6-11
8. Contact Details



Design Course

Elements of 2 Dimensional Design

Basics for a Visual Artis

by



Prof. Ravi Mokashi Punekar

DoD, IIT Guwahati

Source:

<https://www.dsource.in/course/elements-2-dimensional-design/assignment-6-11>

1. Introduction
2. Dot
3. Line
4. Shape/ Plane
5. Form/ Mass/ Volume
6. Assignment 1-5
7. Assignment 6-11
8. Contact Details



Design Course

Elements of 2 Dimensional Design

Basics for a Visual Artisr

by



Prof. Ravi Mokashi Punekar

DoD, IIT Guwahati

Source:

<https://www.dsource.in/course/elements-2-dimensional-design/assignment-6-11>

1. Introduction
2. Dot
3. Line
4. Shape/ Plane
5. Form/ Mass/ Volume
6. Assignment 1-5
7. Assignment 6-11
8. Contact Details



Design Course

Elements of 2 Dimensional Design

Basics for a Visual Artis

by



Prof. Ravi Mokashi Punekar

DoD, IIT Guwahati

Source:

<https://www.dsource.in/course/elements-2-dimensional-design/assignment-6-11>

1. Introduction
2. Dot
3. Line
4. Shape/ Plane
5. Form/ Mass/ Volume
6. Assignment 1-5
7. Assignment 6-11
8. Contact Details



Design Course

Elements of 2 Dimensional Design

Basics for a Visual Artis

by

Prof. Ravi Mokashi Punekar

DoD, IIT Guwahati

Source:

<https://www.dsource.in/course/elements-2-dimensional-design/assignment-6-11>

1. Introduction
2. Dot
3. Line
4. Shape/ Plane
5. Form/ Mass/ Volume
6. Assignment 1-5
7. Assignment 6-11
8. Contact Details



Design Course

Elements of 2 Dimensional Design

Basics for a Visual Artisr

by

Prof. Ravi Mokashi Punekar

DoD, IIT Guwahati

Source:

<https://www.dsource.in/course/elements-2-dimensional-design/assignment-6-11>

Assignment 10:

• Create chaos in A3 by any means.

Note: Paper should be intact



1. Introduction
2. Dot
3. Line
4. Shape/ Plane
5. Form/ Mass/ Volume
6. Assignment 1-5
7. Assignment 6-11
8. Contact Details

Design Course

Elements of 2 Dimensional Design

Basics for a Visual Artisr


by

Prof. Ravi Mokashi Punekar

DoD, IIT Guwahati

Source:

<https://www.dsource.in/course/elements-2-dimensional-design/assignment-6-11>



1. Introduction
2. Dot
3. Line
4. Shape/ Plane
5. Form/ Mass/ Volume
6. Assignment 1-5
7. Assignment 6-11
8. Contact Details

Design Course

Elements of 2 Dimensional Design

Basics for a Visual Artisr

by

Prof. Ravi Mokashi Punekar

DoD, IIT Guwahati

Source:

<https://www.dsource.in/course/elements-2-dimensional-design/assignment-6-11>

Assignment 11:

• In A3, draw an apple/ mango/ orange with any three of: Wood, Glass, Metal, Fur, Stone, Concrete, Plastic or Leather Texture.

Note: 3-Dimesionality should be present.



1. Introduction

2. Dot

3. Line

4. Shape/ Plane

5. Form/ Mass/ Volume

6. Assignment 1-5

7. Assignment 6-11

8. Contact Details

Design Course

Elements of 2 Dimensional Design

Basics for a Visual Artis

by

Prof. Ravi Mokashi Punekar

DoD, IIT Guwahati

Source:

<https://www.dsource.in/course/elements-2-dimensional-design/assignment-6-11>



1. Introduction

2. Dot

3. Line

4. Shape/ Plane

5. Form/ Mass/ Volume

6. Assignment 1-5

7. Assignment 6-11

8. Contact Details

Design Course

Elements of 2 Dimensional Design

Basics for a Visual Artis

by

Prof. Ravi Mokashi Punekar

DoD, IIT Guwahati

Source:

<https://www.dsource.in/course/elements-2-dimensional-design/assignment-6-11>

1. Introduction
2. Dot
3. Line
4. Shape/ Plane
5. Form/ Mass/ Volume
6. Assignment 1-5
7. Assignment 6-11
8. Contact Details



Design Course

Elements of 2 Dimensional Design

Basics for a Visual Artis

by

Prof. Ravi Mokashi Punekar

DoD, IIT Guwahati

Source:

<https://www.dsource.in/course/elements-2-dimensional-design/contact-details>

Contact Details

This documentation for the course was done by Professor Ravi Mokashi Punekar, faculty at [DoD, IIT Guwahati](#).

You can get in touch with him at [mokashi\[at\]iitg.ernet.in](mailto:mokashi[at]iitg.ernet.in)

You can write to the following address regarding suggestions and clarifications:

Helpdesk Details:

Co-ordinator

Project e-kalpa

Department of Design

Indian Institute of Technology Guwahati

North Guwahati

Guwahati 781039

Assam,

India

Phone: +91-361-2582500, +91-361-2582451

Fax: +91-361-2690762

Email: [dsource.in\[at\]gmail.com](mailto:dsource.in[at]gmail.com)

1. Introduction

2. Dot

3. Line

4. Shape/ Plane

5. Form/ Mass/ Volume

6. Assignment 1-5

7. Assignment 6-11

8. Contact Details