

Design Resource

Contemporary Stone Sculpture Camp - Bengaluru

Karnataka Shilpakala Academy Bengaluru

by

Prof. Bibhudutta Baral and Ranjitha M. C.

NID, Bengaluru

Source:

<https://dsource.in/resource/contemporary-stone-sculpture-camp-bengaluru>



1. Introduction
2. Tools and Raw Materials
3. Sculpture Making
4. Products
5. Video
6. Contact Details

Design Resource

Contemporary Stone Sculpture Camp - Bengaluru

Karnataka Shilpakala Academy Bengaluru

by

Prof. Bibhudutta Baral and Ranjitha M. C.

NID, Bengaluru

Source:

<https://dsource.in/resource/contemporary-stone-sculpture-camp-bengaluru/introduction>

1. Introduction
2. Tools and Raw Materials
3. Sculpture Making
4. Products
5. Video
6. Contact Details

Introduction

The sculpture is an art of making two or three-dimensional representative or abstract forms by using stone, metal, wood, clay and POP (Plaster Of Paris). Whereas the stone sculpture is a three-dimensional object, shaped by the controlled removal of stone. Ajanta and Ellora and shiva temple in Elephanta caves are the best examples of stone carving. The sculptural progress has been marked by the discovery of new materials as well as equipment. Prehistoric art is dominated by cave art. Prehistoric sculptors were using mammoth bones and ivory for carving (ivory encompasses any animal tooth and tusk) as well as the more unpreserved wood. As the tools became stronger during the later Mesolithic and Neolithic periods, Stone Age sculptors start to carve with marble, limestone, porphyry and also granite. The 'Venus of Berekhat Ram' and 'The Venus of Tan-Tan' are the two earliest known primitive stone effigies. The earliest prehistoric form of carving of animals, birds and also human figures.

The tradition of Indian sculpture extends from the Indus Valley Civilization of 2500 to 1800 BCE, during that time small terra-cotta figurines were produced. The most famous Indus sculpture is the figurative bronze known as 'The Dancing Girl of Mohenjo-Daro'. The monumental stone sculpture story begins with the Mourya Dynasty, when the sculptors started to carve illustrative scenes from three main religions in India – Hinduism, Jainism and Buddhism (Pillars of Ashoka). The Mauryan emperor Ashoka decided to spread the Buddhist faith through the construction of 85,000 stupas, decorated with Buddhist writings and imagery engraved on rocks and pillars. The 'Great Stupa at Sanchi' is the finest example and the 'Pillars of Ashoka' are hewn out of sandstone and topped with capitals decorated with carvings of animals, mainly lions.

Stone was the first material used by prehistoric men to create tools. In India, the tradition of stone carving is one of the richest in the world, as is evident from temples in Khajuraho, Konark, Martand in Kashmir, Ellora, Belur and Halebidu, Banavasi, Badhami etc., which have richly carved sculptures and relief work on them. Indian craftsmen use different types of stones like marble, soapstone and sandstone etc. Later 20th and early 21st-century sculpture has assumed a central position in contemporary art and followed the patterns of several postmodern art movements. The architecture of Karnataka can be traced back to the southern Neolithic and early Iron Age. Mysore Kingdom (Wodeyar) rule has also given an architectural master structure in the St.Philomena's Church at Mysore that was completed in 1956. Whereas in addition to many Dravidian style architectural temples. The historical monuments of Pattadakal and Hampi are listed under the UNESCO World Heritage List of 22 cultural monuments in India. The Kadambas of Banavasi were the ancient royal dynasty of Karnataka from 345 to 525 and made a significant early contribution to the architectural heritage of Karnataka. Kadambas were the originators of the Karnataka architecture.

Design Resource

Contemporary Stone Sculpture Camp - Bengaluru

Karnataka Shilpakala Academy Bengaluru

by

Prof. Bibhudutta Baral and Ranjitha M. C.

NID, Bengaluru

Source:

<https://dsource.in/resource/contemporary-stone-sculpture-camp-bengaluru/introduction>

1. Introduction
2. Tools and Raw Materials
3. Sculpture Making
4. Products
5. Video
6. Contact Details

Karnataka Shilpakala Academy gives an opportunity for sculptors to exhibit their talent through the stone art by supporting the artists and by the end of the camp, the academy honour the sculptors with respect. Academy promotes stone art by choosing artists from various places and also provides a library for sculptors which has a huge collection of books about the sculpture. Recently 'Karnataka Shilpakala Academy' organized a Contemporary Stone Sculpture Camp on the premises of KSDL's Soap factory in Bengaluru from 21st April 2016 to 5th May 2016. The sculpture camp got concluded with a motivating speech by Dr. M H Krishnaiah and Mr. Mahadevappa Shambhulingappa – president, of Karnataka Shilpakala Academy.



Camp manager Mr. Shivaprasad briefing the artisans regarding the camp.



Mysore sandal soap factory located at Bengaluru of Karnataka state, where the contemporary stone camp took place.



Workplace at Karnataka soap factory for the stone sculpting camp.

Design Resource

Contemporary Stone Sculpture Camp - Bengaluru

Karnataka Shilpakala Academy Bengaluru

by

Prof. Bibhudutta Baral and Ranjitha M. C.

NID, Bengaluru

Source:

<https://dsource.in/resource/contemporary-stone-sculpture-camp-bengaluru/introduction>



Close-up of a beautiful carving of the stone.



Artisans intensely working at the camp.



Glimpse of various sculptures with its fine details.



Sculptors engrossed in the process of cleaning the sculpture.

1. Introduction
2. Tools and Raw Materials
3. Sculpture Making
4. Products
5. Video
6. Contact Details

Design Resource

Contemporary Stone Sculpture Camp - Bengaluru

Karnataka Shilpakala Academy Bengaluru

by

Prof. Bibhudutta Baral and Ranjitha M. C.

NID, Bengaluru

Source:

<https://dsource.in/resource/contemporary-stone-sculpture-camp-bengaluru/introduction>

1. Introduction
2. Tools and Raw Materials
3. Sculpture Making
4. Products
5. Video
6. Contact Details



An outlook of a beautiful sculpture.



Karnataka shilpakala academy's President Mahadevappa Shabhulingappa Shilpi admiring the sculpture carved at the camp.

Design Resource

Contemporary Stone Sculpture Camp - Bengaluru

Karnataka Shilpakala Academy Bengaluru

by

Prof. Bibhudutta Baral and Ranjitha M. C.

NID, Bengaluru

Source:

<https://dsource.in/resource/contemporary-stone-sculpture-camp-bengaluru/introduction>

1. Introduction
2. Tools and Raw Materials
3. Sculpture Making
4. Products
5. Video
6. Contact Details



Artists with their respective sculptures.



Group photo of artists with Karnataka Shilpakala Academy's Registrar – Indramma H V, President - Mahadevappa Shabhulingappa Shilpi and Karnataka Soap Factory's chief members. - 1



Group photo of artists with Karnataka Shilpakala Academy's Registrar – Indramma H V, President - Mahadevappa Shabhulingappa Shilpi and Karnataka Soap Factory's chief members. - 2

Design Resource

Contemporary Stone Sculpture Camp - Bengaluru

Karnataka Shilpakala Academy Bengaluru

by

Prof. Bibhudutta Baral and Ranjitha M. C.

NID, Bengaluru

Source:

<https://dsource.in/resource/contemporary-stone-sculpture-camp-bengaluru/tools-and-raw-materials>

1. Introduction

2. Tools and Raw Materials

3. Sculpture Making

4. Products

5. Video

6. Contact Details

Tools and Raw Materials

Tools and raw materials that are used in contemporary stone sculpture camp:

- **Red Oxide:** The powder mixed with the water that is used for marking on stone.
- **Brushes:** Two inches brush is used to dust the stone surface and number 6 round brush is used to mark the rough design.
- **Hammer:** It is used to hit the chisel with sufficient force to shape the stone.
- **Chisels:** Varieties of chisels like bull point chisel, tooth chisel, flat chisel and pointed chisel etc., are used to obtain the required shape.
- **Stone Block:** Soapstone is the basic material for sculpture.
- **Buffing Machine and Emery:** It is used to smoothen the rough surface.
- **L Shaped Square Ruler:** A ruler which is used to measure and draw the straight lines.
- **Marker and Pencil:** It is used to mark the outline on the stone.
- **Water:** It is used to cool the tools after regular use and used in polishing process.



Stone: It is the basic material used for sculpting.

Design Resource

Contemporary Stone Sculpture Camp - Bengaluru

Karnataka Shilpakala Academy Bengaluru

by

Prof. Bibhudutta Baral and Ranjitha M. C.

NID, Bengaluru

Source:

<https://dsource.in/resource/contemporary-stone-sculpture-camp-bengaluru/tools-and-raw-materials>

1. Introduction
2. Tools and Raw Materials
3. Sculpture Making
4. Products
5. Video
6. Contact Details



Chisels and Hammers: These tools of various sizes are used for sculpting the stone.



Brush: After chiseling by using various sized chisels and hammer, the brush is used for dusting the stone.



Die Grinder: The tool is used for making the designer cuttings into the stone.



Buffing Machine: It is used for rendering the fine surface of the sculpture.

Design Resource

Contemporary Stone Sculpture Camp - Bengaluru

Karnataka Shilpakala Academy Bengaluru

by

Prof. Bibhudutta Baral and Ranjitha M. C.

NID, Bengaluru

Source:

<https://dsource.in/resource/contemporary-stone-sculpture-camp-bengaluru/tools-and-raw-materials>

1. Introduction

2. Tools and Raw Materials

3. Sculpture Making

4. Products

5. Video

6. Contact Details



Sand Paper: It is used for polishing the surface.



Oil: Mixture of various oils applied on the sculpture for the long-lasting effect and to reveal the natural color of the stone.



Sponge: It is used for applying the oil on the stone sculpture.



Cutting Machine: It is used for cutting out the excess stone.

Design Resource

Contemporary Stone Sculpture Camp - Bengaluru

Karnataka Shilpakala Academy Bengaluru

by

Prof. Bibhudutta Baral and Ranjitha M. C.

NID, Bengaluru

Source:

<https://dsource.in/resource/contemporary-stone-sculpture-camp-bengaluru/sculpture-making>

1. Introduction
2. Tools and Raw Materials
3. Sculpture Making
 - 3a. We the People of...
 - 3b. M. Vishweshwaraya
 - 3c. Sandal Soap
 - 3d. Sharabha Sculpture
 - 3e. S. G. Shastry
 - 3f. Pure Love
 - 3g. Nature with Animals
 - 3h, 3i, 3j, 3k, 3l, 3m, 3n
4. Products
5. Video
6. Contact Details

Sculpture Making

Stone carving is the oldest representational art. Ancient Indian sculpture features various graceful designs and themes taken from lifestyle. Sculptors use hammers and chisels as the basic tools for stone carving. The stone sculpture involves five important procedures such as rouging out, rough shaping, fine shaping, detailing and smoothing. The rough sketch is done on the stone to get a rough idea for carving. Then the artisan starts to remove the unwanted stone to get a basic rough shape by using respective chisels and hammer.

The next process is rough-shaping, at this stage artisan begins to add more definition to the form. This kind of rough shaping is done with the flat or round chisel, tooth chisel and point chisel. Whereas the aim of rough shaping is to define the form of the figures, by leaving a surface that could be easily smoothed and detailed with the flat chisel. The rough shaping follows with the fine shaping, usually carried out with a flat chisel but sometimes with a roundel or tooth chisel. Once done with the fine shaping, the sculptor starts to add details to the sculpture. Then the detailed sculpture is smoothed by using an emery or buffing machine to obtain a smooth finish.

Flow Chart:



Design Resource

Contemporary Stone Sculpture Camp - Bengaluru

Karnataka Shilpakala Academy Bengaluru

by

Prof. Bibhudutta Baral and Ranjitha M. C.

NID, Bengaluru

Source:

<https://dsource.in/resource/contemporary-stone-sculpture-camp-bengaluru/sculpture-making>

1. Introduction
2. Tools and Raw Materials
3. Sculpture Making
 - 3a. We the People of...
 - 3b. M. Vishweshwaraya
 - 3c. Sandal Soap
 - 3d. Sharabha Sculpture
 - 3e. S. G. Shastry
 - 3f. Pure Love
 - 3g. Nature with Animals
 - 3h, 3i, 3j, 3k, 3l, 3m, 3n
4. Products
5. Video
6. Contact Details



We the People of...



Sandal Soap



S. G. Shastry



Nature with Animals



M. Vishweshwaraya



Sharabha Sculpture



Pure Love



Naanu Mathu Kallu

Design Resource

Contemporary Stone Sculpture Camp - Bengaluru

Karnataka Shilpakala Academy Bengaluru

by

Prof. Bibhudutta Baral and Ranjitha M. C.

NID, Bengaluru

Source:

<https://dsource.in/resource/contemporary-stone-sculpture-camp-bengaluru/sculpture-making>

1. Introduction
2. Tools and Raw Materials
3. Sculpture Making
 - 3a. We the People of...
 - 3b. M. Vishweshwaraya
 - 3c. Sandal Soap
 - 3d. Sharabha Sculpture
 - 3e. S. G. Shastry
 - 3f. Pure Love
 - 3g. Nature with Animals
 - 3h, 3i, 3j, 3k, 3l, 3m, 3n
4. Products
5. Video
6. Contact Details



Calla Lily Leaf



Kasturi Mriga



Birth



Krishna Raja Wodiyar



Buddha



100 Years Old Tree

Design Resource

Contemporary Stone Sculpture Camp - Bengaluru

Karnataka Shilpakala Academy Bengaluru

by

Prof. Bibhudutta Baral and Ranjitha M. C.

NID, Bengaluru

Source:

<https://dsource.in/resource/contemporary-stone-sculpture-camp-bengaluru/sculpture-making/we-people>

1. Introduction
2. Tools and Raw Materials
3. Sculpture Making
 - 3a. We the People of...
 - 3b. M. Vishweshwaraya
 - 3c. Sandal Soap
 - 3d. Sharabha Sculpture
 - 3e. S. G. Shastry
 - 3f. Pure Love
 - 3g. Nature with Animals
 - 3h, 3i, 3j, 3k, 3l, 3m, 3n
4. Products
5. Video
6. Contact Details

We the People of...



Required stone is selected as per the theme.



Stone is flattened initially.



Later the stones are placed one on the other vertically with the help of forklift trucks.



Artist draw the complete design on the stone.

Design Resource

Contemporary Stone Sculpture Camp - Bengaluru

Karnataka Shilpakala Academy Bengaluru

by

Prof. Bibhudutta Baral and Ranjitha M. C.

NID, Bengaluru

Source:

<https://dsource.in/resource/contemporary-stone-sculpture-camp-bengaluru/sculpture-making/we-people>

1. Introduction
2. Tools and Raw Materials
3. Sculpture Making
 - 3a. We the People of...
 - 3b. M. Vishweshwaraya
 - 3c. Sandal Soap
 - 3d. Sharabha Sculpture
 - 3e. S. G. Shastry
 - 3f. Pure Love
 - 3g. Nature with Animals
 - 3h, 3i, 3j, 3k, 3l, 3m, 3n
4. Products
5. Video
6. Contact Details



Later the stones are laid horizontally and the work gets begin.



Artists chisel the stone as per the design drawn on it.



A view of bottom portion of the final product that has been roughly chiseled.



Second level of carving is carried out.

Design Resource

Contemporary Stone Sculpture Camp - Bengaluru

Karnataka Shilpakala Academy Bengaluru

by

Prof. Bibhudutta Baral and Ranjitha M. C.

NID, Bengaluru

Source:

<https://dsource.in/resource/contemporary-stone-sculpture-camp-bengaluru/sculpture-making/we-people>

1. Introduction
2. Tools and Raw Materials
3. Sculpture Making
 - 3a. We the People of...
 - 3b. M. Vishweshwaraya
 - 3c. Sandal Soap
 - 3d. Sharabha Sculpture
 - 3e. S. G. Shastry
 - 3f. Pure Love
 - 3g. Nature with Animals
 - 3h, 3i, 3j, 3k, 3l, 3m, 3n
4. Products
5. Video
6. Contact Details



Intricate designs are carved using small chisel.



A detailed view of top portion.



Backside of the sculpture is also marked with the required design and cut accordingly.



As per the marking the stone is roughly carved.

Design Resource

Contemporary Stone Sculpture Camp - Bengaluru

Karnataka Shilpakala Academy Bengaluru

by

Prof. Bibhudutta Baral and Ranjitha M. C.

NID, Bengaluru

Source:

<https://dsource.in/resource/contemporary-stone-sculpture-camp-bengaluru/sculpture-making/we-people>

1. Introduction
2. Tools and Raw Materials
3. Sculpture Making
 - 3a. We the People of...
 - 3b. M. Vishweshwaraya
 - 3c. Sandal Soap
 - 3d. Sharabha Sculpture
 - 3e. S. G. Shastry
 - 3f. Pure Love
 - 3g. Nature with Animals
 - 3h, 3i, 3j, 3k, 3l, 3m, 3n
4. Products
5. Video
6. Contact Details



Borders are rendered by neat shaping.



An outlook of back portion of the sculpture.



The sides are cut to balance the even surface.



On the neatly balanced side surface the designs are carved.

Design Resource

Contemporary Stone Sculpture Camp - Bengaluru

Karnataka Shilpakala Academy Bengaluru

by

Prof. Bibhudutta Baral and Ranjitha M. C.

NID, Bengaluru

Source:

<https://dsource.in/resource/contemporary-stone-sculpture-camp-bengaluru/sculpture-making/we-people>

1. Introduction
2. Tools and Raw Materials
3. Sculpture Making
 - 3a. We the People of...
 - 3b. M. Vishweshwaraya
 - 3c. Sandal Soap
 - 3d. Sharabha Sculpture
 - 3e. S. G. Shastry
 - 3f. Pure Love
 - 3g. Nature with Animals
 - 3h, 3i, 3j, 3k, 3l, 3m, 3n
4. Products
5. Video
6. Contact Details



Once the whole of the sculpture is evenly balanced on all the sides, artist further concentrates on the in-between spaces.



Then the sculpture is neatly polished.



The write-ups on the stone are neatly engraved using a motorized machine.



A glimpse of artisans working intensely on the sculpture.

Design Resource

Contemporary Stone Sculpture Camp - Bengaluru

Karnataka Shilpakala Academy Bengaluru

by

Prof. Bibhudutta Baral and Ranjitha M. C.

NID, Bengaluru

Source:

<https://dsource.in/resource/contemporary-stone-sculpture-camp-bengaluru/sculpture-making/we-people>

1. Introduction
2. Tools and Raw Materials
3. Sculpture Making
 - 3a. We the People of...
 - 3b. M. Vishweshwaraya
 - 3c. Sandal Soap
 - 3d. Sharabha Sculpture
 - 3e. S. G. Shastry
 - 3f. Pure Love
 - 3g. Nature with Animals
 - 3h, 3i, 3j, 3k, 3l, 3m, 3n
4. Products
5. Video
6. Contact Details



Artist rendering the minute details of the sculpture.



Close up of intricately carved sculpture.



Backside view of the sculpture after fixing the vessels in the appropriate place.

Design Resource

Contemporary Stone Sculpture Camp - Bengaluru

Karnataka Shilpakala Academy Bengaluru

by

Prof. Bibhudutta Baral and Ranjitha M. C.

NID, Bengaluru

Source:

<https://dsource.in/resource/contemporary-stone-sculpture-camp-bengaluru/sculpture-making/we-people>

1. Introduction
2. Tools and Raw Materials
3. Sculpture Making
 - 3a. We the People of...
 - 3b. M. Vishweshwaraya
 - 3c. Sandal Soap
 - 3d. Sharabha Sculpture
 - 3e. S. G. Shastry
 - 3f. Pure Love
 - 3g. Nature with Animals
 - 3h, 3i, 3j, 3k, 3l, 3m, 3n
4. Products
5. Video
6. Contact Details



Front view of the sculpture.



Initially bottom portion is placed on the pedestal.



Top and bottom portions are carried individually for the installation.

Design Resource

Contemporary Stone Sculpture Camp - Bengaluru

Karnataka Shilpakala Academy Bengaluru

by

Prof. Bibhudutta Baral and Ranjitha M. C.

NID, Bengaluru

Source:

<https://dsource.in/resource/contemporary-stone-sculpture-camp-bengaluru/sculpture-making/we-people>

1. Introduction
2. Tools and Raw Materials
3. Sculpture Making
 - 3a. We the People of...
 - 3b. M. Vishweshwaraya
 - 3c. Sandal Soap
 - 3d. Sharabha Sculpture
 - 3e. S. G. Shastry
 - 3f. Pure Love
 - 3g. Nature with Animals
 - 3h, 3i, 3j, 3k, 3l, 3m, 3n
4. Products
5. Video
6. Contact Details



Upon that the top portion is carefully placed with the help of a crane.



And then the crane belt is removed cautiously from the sculpture.

Design Resource

Contemporary Stone Sculpture Camp - Bengaluru

Karnataka Shilpakala Academy Bengaluru

by

Prof. Bibhudutta Baral and Ranjitha M. C.

NID, Bengaluru

Source:

<https://dsource.in/resource/contemporary-stone-sculpture-camp-bengaluru/sculpture-making/m-vishweshwaraya>

1. Introduction
2. Tools and Raw Materials
3. Sculpture Making
 - 3a. We the People of...
 - 3b. M. Vishweshwaraya
 - 3c. Sandal Soap
 - 3d. Sharabha Sculpture
 - 3e. S. G. Shastry
 - 3f. Pure Love
 - 3g. Nature with Animals
 - 3h, 3i, 3j, 3k, 3l, 3m, 3n
4. Products
5. Video
6. Contact Details

M. Vishweshwaraya



Artisan is marking on a Stone block using pencil.



Marked areas are carved using a bull point tool.



Artisan involved in the process of carving the stone block.



Flat chisel is used to carve the head part of the sculpture.

Design Resource

Contemporary Stone Sculpture Camp - Bengaluru

Karnataka Shilpakala Academy Bengaluru

by

Prof. Bibhudutta Baral and Ranjitha M. C.

NID, Bengaluru

Source:

<https://dsource.in/resource/contemporary-stone-sculpture-camp-bengaluru/sculpture-making/m-vishweshwaraya>

1. Introduction
2. Tools and Raw Materials
3. Sculpture Making
 - 3a. We the People of...
 - 3b. M. Vishweshwaraya
 - 3c. Sandal Soap
 - 3d. Sharabha Sculpture
 - 3e. S. G. Shastry
 - 3f. Pure Love
 - 3g. Nature with Animals
 - 3h, 3i, 3j, 3k, 3l, 3m, 3n
4. Products
5. Video
6. Contact Details



Artisan is carving the sculpture to get the required shape.



Bull point tool is hammered repeatedly by artisan.



Sculpture is marked and carved by artisan.



Chin area of the sculpture is being marked to carve it into proper shape.

Design Resource

Contemporary Stone Sculpture Camp - Bengaluru

Karnataka Shilpakala Academy Bengaluru

by

Prof. Bibhudutta Baral and Ranjitha M. C.

NID, Bengaluru

Source:

<https://dsource.in/resource/contemporary-stone-sculpture-camp-bengaluru/sculpture-making/m-vishweshwaraya>

1. Introduction
2. Tools and Raw Materials
3. Sculpture Making
 - 3a. We the People of...
 - 3b. M. Vishweshwaraya
 - 3c. Sandal Soap
 - 3d. Sharabha Sculpture
 - 3e. S. G. Shastry
 - 3f. Pure Love
 - 3g. Nature with Animals
 - 3h, 3i, 3j, 3k, 3l, 3m, 3n
4. Products
5. Video
6. Contact Details



Pheta (Turban) is being shaped by hammering the chisel repeatedly.



Nose area of the sculpture is being carved.



Turban is being shaped by hammering the chisel repeatedly.



Angle grinder is used for buffing and smoothing the sculpture.

Design Resource

Contemporary Stone Sculpture Camp - Bengaluru

Karnataka Shilpakala Academy Bengaluru

by

Prof. Bibhudutta Baral and Ranjitha M. C.

NID, Bengaluru

Source:

<https://dsource.in/resource/contemporary-stone-sculpture-camp-bengaluru/sculpture-making/sandal-soap>

1. Introduction
2. Tools and Raw Materials
3. Sculpture Making
 - 3a. We the People of...
 - 3b. M. Vishweshwaraya
 - 3c. Sandal Soap
 - 3d. Sharabha Sculpture
 - 3e. S. G. Shastry
 - 3f. Pure Love
 - 3g. Nature with Animals
 - 3h, 3i, 3j, 3k, 3l, 3m, 3n
4. Products
5. Video
6. Contact Details

Sandal Soap



Measurements are marked on stone to cut it into the required shape.

Design Resource

Contemporary Stone Sculpture Camp - Bengaluru

Karnataka Shilpakala Academy Bengaluru

by

Prof. Bibhudutta Baral and Ranjitha M. C.

NID, Bengaluru

Source:

<https://dsource.in/resource/contemporary-stone-sculpture-camp-bengaluru/sculpture-making/sandal-soap>


1. Introduction
2. Tools and Raw Materials
3. Sculpture Making
 - 3a. We the People of...
 - 3b. M. Vishweshwaraya
 - 3c. Sandal Soap
 - 3d. Sharabha Sculpture
 - 3e. S. G. Shastry
 - 3f. Pure Love
 - 3g. Nature with Animals
 - 3h, 3i, 3j, 3k, 3l, 3m, 3n
4. Products
5. Video
6. Contact Details



Marked area is being carved.



Electric cutter is used to cut the stone into required shape.



Claw chisel is used to level the stone surface.

Design Resource

Contemporary Stone Sculpture Camp - Bengaluru

Karnataka Shilpakala Academy Bengaluru

by

Prof. Bibhudutta Baral and Ranjitha M. C.

NID, Bengaluru

Source:

<https://dsource.in/resource/contemporary-stone-sculpture-camp-bengaluru/sculpture-making/sandal-soap>

1. Introduction
2. Tools and Raw Materials
3. Sculpture Making
 - 3a. We the People of...
 - 3b. M. Vishweshwaraya
 - 3c. Sandal Soap
 - 3d. Sharabha Sculpture
 - 3e. S. G. Shastry
 - 3f. Pure Love
 - 3g. Nature with Animals
 - 3h, 3i, 3j, 3k, 3l, 3m, 3n
4. Products
5. Video
6. Contact Details



Artisan involved in carving the Soap sculpture.



Face area of the sculpture is carved using a flat chisel.



Stone is being hammered to carve it into shape.

Design Resource

Contemporary Stone Sculpture Camp - Bengaluru

Karnataka Shilpakala Academy Bengaluru

by

Prof. Bibhudutta Baral and Ranjitha M. C.

NID, Bengaluru

Source:

<https://dsource.in/resource/contemporary-stone-sculpture-camp-bengaluru/sculpture-making/sandal-soap>

1. Introduction
2. Tools and Raw Materials
3. Sculpture Making
 - 3a. We the People of...
 - 3b. M. Vishweshwaraya
 - 3c. Sandal Soap
 - 3d. Sharabha Sculpture
 - 3e. S. G. Shastry
 - 3f. Pure Love
 - 3g. Nature with Animals
 - 3h, 3i, 3j, 3k, 3l, 3m, 3n
4. Products
5. Video
6. Contact Details



The stone is dusted using the brush.



Buffing machine is used to smoothen the stone surface.



Stone is being carved using flat chisel.

Design Resource

Contemporary Stone Sculpture Camp - Bengaluru

Karnataka Shilpakala Academy Bengaluru

by

Prof. Bibhudutta Baral and Ranjitha M. C.

NID, Bengaluru

Source:

<https://dsource.in/resource/contemporary-stone-sculpture-camp-bengaluru/sculpture-making/sandal-soap>

1. Introduction
2. Tools and Raw Materials
3. Sculpture Making
 - 3a. We the People of...
 - 3b. M. Vishweshwaraya
 - 3c. Sandal Soap
 - 3d. Sharabha Sculpture
 - 3e. S. G. Shastry
 - 3f. Pure Love
 - 3g. Nature with Animals
 - 3h, 3i, 3j, 3k, 3l, 3m, 3n
4. Products
5. Video
6. Contact Details



Stone is carved into the circular shape using the electric stonecutter.



Angle grinder is used for buffing and smoothing the sculpture.



Stone is being carried to the installation site.

Design Resource

Contemporary Stone Sculpture Camp - Bengaluru

Karnataka Shilpakala Academy Bengaluru

by

Prof. Bibhudutta Baral and Ranjitha M. C.

NID, Bengaluru

Source:

<https://dsource.in/resource/contemporary-stone-sculpture-camp-bengaluru/sculpture-making/sharabha-sculpture>

1. Introduction
2. Tools and Raw Materials
3. Sculpture Making
 - 3a. We the People of...
 - 3b. M. Vishweshwaraya
 - 3c. Sandal Soap
 - 3d. Sharabha Sculpture
 - 3e. S. G. Shastry
 - 3f. Pure Love
 - 3g. Nature with Animals
 - 3h, 3i, 3j, 3k, 3l, 3m, 3n
4. Products
5. Video
6. Contact Details

Sharabha Sculpture



Drawing and model used as a reference for stone carving.



Removing an unwanted stone by striking chisel.



Sculptors roughing out the stone to get a basic shape.



Stone is roughly carved using chisel and hammer.

Design Resource

Contemporary Stone Sculpture Camp - Bengaluru

Karnataka Shilpakala Academy Bengaluru

by

Prof. Bibhudutta Baral and Ranjitha M. C.

NID, Bengaluru

Source:

<https://dsource.in/resource/contemporary-stone-sculpture-camp-bengaluru/sculpture-making/sharabha-sculpture>

1. Introduction
2. Tools and Raw Materials
3. Sculpture Making
 - 3a. We the People of...
 - 3b. M. Vishweshwaraya
 - 3c. Sandal Soap
 - 3d. Sharabha Sculpture
 - 3e. S. G. Shastry
 - 3f. Pure Love
 - 3g. Nature with Animals
 - 3h, 3i, 3j, 3k, 3l, 3m, 3n
4. Products
5. Video
6. Contact Details



Rough carvings of the Sharabha sculpture.



Marking on a roughly carved stone using round brush and red oxide.



Rough carvings are smoothed by using tooth chisel.



Sculptor carving foot part of the sculpture.

Design Resource

Contemporary Stone Sculpture Camp - Bengaluru

Karnataka Shilpakala Academy Bengaluru

by

Prof. Bibhudutta Baral and Ranjitha M. C.

NID, Bengaluru

Source:

<https://dsource.in/resource/contemporary-stone-sculpture-camp-bengaluru/sculpture-making/sharabha-sculpture>

1. Introduction
2. Tools and Raw Materials
3. Sculpture Making
 - 3a. We the People of...
 - 3b. M. Vishweshwaraya
 - 3c. Sandal Soap
 - 3d. Sharabha Sculpture
 - 3e. S. G. Shastry
 - 3f. Pure Love
 - 3g. Nature with Animals
 - 3h, 3i, 3j, 3k, 3l, 3m, 3n
4. Products
5. Video
6. Contact Details



Uneven surface is smoothed for the further detailing.



Artisan bringing depth on the head part of the Sharabha.



Smoothing the surface using buffing machine.



Marking a design using marker for the reference.

Design Resource

Contemporary Stone Sculpture Camp - Bengaluru

Karnataka Shilpakala Academy Bengaluru

by

Prof. Bibhudutta Baral and Ranjitha M. C.

NID, Bengaluru

Source:

<https://dsource.in/resource/contemporary-stone-sculpture-camp-bengaluru/sculpture-making/sharabha-sculpture>

1. Introduction
2. Tools and Raw Materials
3. Sculpture Making
 - 3a. We the People of...
 - 3b. M. Vishweshwaraya
 - 3c. Sandal Soap
 - 3d. Sharabha Sculpture
 - 3e. S. G. Shastry
 - 3f. Pure Love
 - 3g. Nature with Animals
 - 3h, 3i, 3j, 3k, 3l, 3m, 3n
4. Products
5. Video
6. Contact Details



Detailing the sculpture using point chisel.



Sculptor carving the details of the Sharabha.



Buffing machine is used to even the rough surface.



Finely carved Sharabha which is an emblem of Karnataka State Detergents Limited.

Design Resource

Contemporary Stone Sculpture Camp - Bengaluru

Karnataka Shilpakala Academy Bengaluru

by

Prof. Bibhudutta Baral and Ranjitha M. C.

NID, Bengaluru

Source:

<https://dsource.in/resource/contemporary-stone-sculpture-camp-bengaluru/sculpture-making/s-g-shastry>

1. Introduction
2. Tools and Raw Materials
3. Sculpture Making
 - 3a. We the People of...
 - 3b. M. Vishweshwaraya
 - 3c. Sandal Soap
 - 3d. Sharabha Sculpture
 - 3e. S. G. Shastry
 - 3f. Pure Love
 - 3g. Nature with Animals
 - 3h, 3i, 3j, 3k, 3l, 3m, 3n
4. Products
5. Video
6. Contact Details

S. G. Shastry



Roughing out the stone to obtain a basic structure.



Sculptors removing excess stone using bull point chisel.



Chiseling out the unwanted stone by hammering the chisel.



Sculptors are involved in stone carving by using varieties of chisels.

Design Resource

Contemporary Stone Sculpture Camp - Bengaluru

Karnataka Shilpakala Academy Bengaluru

by

Prof. Bibhudutta Baral and Ranjitha M. C.

NID, Bengaluru

Source:

<https://dsource.in/resource/contemporary-stone-sculpture-camp-bengaluru/sculpture-making/s-g-shastry>

1. Introduction
2. Tools and Raw Materials
3. Sculpture Making
 - 3a. We the People of...
 - 3b. M. Vishweshwaraya
 - 3c. Sandal Soap
 - 3d. Sharabha Sculpture
 - 3e. S. G. Shastry
 - 3f. Pure Love
 - 3g. Nature with Animals
 - 3h, 3i, 3j, 3k, 3l, 3m, 3n
4. Products
5. Video
6. Contact Details



Marking on the roughly shaped stone with the help of marker.



Rough shaping is done using customized chisel that helps for the further detailing.



Artisan carving Mysore Pheta (Turban) using flat chisel.



Smoothering the uneven surface using flat chisel.

Design Resource

Contemporary Stone Sculpture Camp - Bengaluru

Karnataka Shilpakala Academy Bengaluru

by

Prof. Bibhudutta Baral and Ranjitha M. C.

NID, Bengaluru

Source:

<https://dsource.in/resource/contemporary-stone-sculpture-camp-bengaluru/sculpture-making/s-g-shastry>

1. Introduction
2. Tools and Raw Materials
3. Sculpture Making
 - 3a. We the People of...
 - 3b. M. Vishweshwaraya
 - 3c. Sandal Soap
 - 3d. Sharabha Sculpture
 - 3e. S. G. Shastry
 - 3f. Pure Love
 - 3g. Nature with Animals
 - 3h, 3i, 3j, 3k, 3l, 3m, 3n
4. Products
5. Video
6. Contact Details



Sculptors are working on the rough shaping by giving depth to the sculpture.



Removing the unwanted stone carefully for the neat finish.



Striking a flat chisel to remove the unwanted area.



Artisan carving the facial parts of the sculpture.

Design Resource

Contemporary Stone Sculpture Camp - Bengaluru

Karnataka Shilpakala Academy Bengaluru

by

Prof. Bibhudutta Baral and Ranjitha M. C.

NID, Bengaluru

Source:

<https://dsource.in/resource/contemporary-stone-sculpture-camp-bengaluru/sculpture-making/s-g-shastry>

1. Introduction
2. Tools and Raw Materials
3. Sculpture Making
 - 3a. We the People of...
 - 3b. M. Vishweshwaraya
 - 3c. Sandal Soap
 - 3d. Sharabha Sculpture
 - 3e. S. G. Shastry
 - 3f. Pure Love
 - 3g. Nature with Animals
 - 3h, 3i, 3j, 3k, 3l, 3m, 3n
4. Products
5. Video
6. Contact Details



Sculptor started with the detailing part.



Chin part of the sculpture is made even.



Finely shaped and detailed sculpture of S G Shastry.



Smoothing the sculpture to get neat finish and to attain a fabric finish.

Design Resource

Contemporary Stone Sculpture Camp - Bengaluru

Karnataka Shilpakala Academy Bengaluru

by

Prof. Bibhudutta Baral and Ranjitha M. C.

NID, Bengaluru

Source:

<https://dsource.in/resource/contemporary-stone-sculpture-camp-bengaluru/sculpture-making/pure-love>

Pure Love



The stone is marked with cutting tool according to the sketch.



Close-up of the stone being cut as per the sketch.

1. Introduction

2. Tools and Raw Materials

3. Sculpture Making

3a. We the People of...

3b. M. Vishweshwaraya

3c. Sandal Soap

3d. Sharabha Sculpture

3e. S. G. Shastry

3f. Pure Love

3g. Nature with Animals

3h, 3i, 3j, 3k, 3l, 3m, 3n

4. Products

5. Video

6. Contact Details



Artisans working on amputating the excess of stone.



As per the marking, preliminary round of carving is done.

Design Resource

Contemporary Stone Sculpture Camp - Bengaluru

Karnataka Shilpakala Academy Bengaluru

by

Prof. Bibhudutta Baral and Ranjitha M. C.

NID, Bengaluru

Source:

<https://dsource.in/resource/contemporary-stone-sculpture-camp-bengaluru/sculpture-making/pure-love>

1. Introduction
2. Tools and Raw Materials
3. Sculpture Making
 - 3a. We the People of...
 - 3b. M. Vishweshwaraya
 - 3c. Sandal Soap
 - 3d. Sharabha Sculpture
 - 3e. S. G. Shastry
 - 3f. Pure Love
 - 3g. Nature with Animals
 - 3h, 3i, 3j, 3k, 3l, 3m, 3n
4. Products
5. Video
6. Contact Details



A proper outer form is rendered in the sculpture by chiseling.



Next level of details are marked on the structure.

Design Resource

Contemporary Stone Sculpture Camp - Bengaluru

Karnataka Shilpakala Academy Bengaluru

by

Prof. Bibhudutta Baral and Ranjitha M. C.

NID, Bengaluru

Source:

<https://dsource.in/resource/contemporary-stone-sculpture-camp-bengaluru/sculpture-making/pure-love>

1. Introduction
2. Tools and Raw Materials
3. Sculpture Making
 - 3a. We the People of...
 - 3b. M. Vishweshwaraya
 - 3c. Sandal Soap
 - 3d. Sharabha Sculpture
 - 3e. S. G. Shastry
 - 3f. Pure Love
 - 3g. Nature with Animals
 - 3h, 3i, 3j, 3k, 3l, 3m, 3n
4. Products
5. Video
6. Contact Details



As per the markings the second round of detailed structuring is brought in.



Artist chiseling to render the neat shape.

Design Resource

Contemporary Stone Sculpture Camp - Bengaluru

Karnataka Shilpakala Academy Bengaluru

by

Prof. Bibhudutta Baral and Ranjitha M. C.

NID, Bengaluru

Source:

<https://dsource.in/resource/contemporary-stone-sculpture-camp-bengaluru/sculpture-making/pure-love>

1. Introduction
2. Tools and Raw Materials
3. Sculpture Making
 - 3a. We the People of...
 - 3b. M. Vishweshwaraya
 - 3c. Sandal Soap
 - 3d. Sharabha Sculpture
 - 3e. S. G. Shastry
 - 3f. Pure Love
 - 3g. Nature with Animals
 - 3h, 3i, 3j, 3k, 3l, 3m, 3n
4. Products
5. Video
6. Contact Details



A glimpse of the sculpture that is yet to be carved.



Artist uses specific type of chisels to render different texture.



Sculptors shaping the sculpture in various angles.



View of the sculpture that is being carved.

Design Resource

Contemporary Stone Sculpture Camp - Bengaluru

Karnataka Shilpakala Academy Bengaluru

by

Prof. Bibhudutta Baral and Ranjitha M. C.

NID, Bengaluru

Source:

<https://dsource.in/resource/contemporary-stone-sculpture-camp-bengaluru/sculpture-making/pure-love>

1. Introduction
2. Tools and Raw Materials
3. Sculpture Making
 - 3a. We the People of...
 - 3b. M. Vishweshwaraya
 - 3c. Sandal Soap
 - 3d. Sharabha Sculpture
 - 3e. S. G. Shastry
 - 3f. Pure Love
 - 3g. Nature with Animals
 - 3h, 3i, 3j, 3k, 3l, 3m, 3n
4. Products
5. Video
6. Contact Details



Depth is given to the necessary parts of the sculpture.



Designs are marked on the surface with the help of a motorized tool.



Glimpse of artists smoothing the surface of sculpture.



Using die grinder tool, designer cuttings are made.

Design Resource

Contemporary Stone Sculpture Camp - Bengaluru

Karnataka Shilpakala Academy Bengaluru

by

Prof. Bibhudutta Baral and Ranjitha M. C.

NID, Bengaluru

Source:

<https://dsource.in/resource/contemporary-stone-sculpture-camp-bengaluru/sculpture-making/pure-love>

1. Introduction
2. Tools and Raw Materials
3. Sculpture Making
 - 3a. We the People of...
 - 3b. M. Vishweshwaraya
 - 3c. Sandal Soap
 - 3d. Sharabha Sculpture
 - 3e. S. G. Shastry
 - 3f. Pure Love
 - 3g. Nature with Animals
 - 3h, 3i, 3j, 3k, 3l, 3m, 3n
4. Products
5. Video
6. Contact Details



The sides on the designer cuttings are worked upon, for neat appealing.



As a final procedure artists render the detailed features of the sculpture.



The sculpture is installed at the Karnataka soap factory.

Design Resource

Contemporary Stone Sculpture Camp - Bengaluru

Karnataka Shilpakala Academy Bengaluru

by

Prof. Bibhudutta Baral and Ranjitha M. C.

NID, Bengaluru

Source:

<https://dsource.in/resource/contemporary-stone-sculpture-camp-bengaluru/sculpture-making/nature-animals>

Nature with Animals



Artisan drawing his ideas on a sheet of paper for the reference.



Soapstone is a basic raw material for stone carving.

1. Introduction
2. Tools and Raw Materials
3. Sculpture Making
 - 3a. We the People of...
 - 3b. M. Vishweshwaraya
 - 3c. Sandal Soap
 - 3d. Sharabha Sculpture
 - 3e. S. G. Shastry
 - 3f. Pure Love
 - 3g. Nature with Animals
 - 3h, 3i, 3j, 3k, 3l, 3m, 3n
4. Products
5. Video
6. Contact Details



Sculptor making space to place another stone by taking out the unwanted part of the stone.



Arranging stones on the top of the other.

Design Resource

Contemporary Stone Sculpture Camp - Bengaluru

Karnataka Shilpakala Academy Bengaluru

by

Prof. Bibhudutta Baral and Ranjitha M. C.

NID, Bengaluru

Source:

<https://dsource.in/resource/contemporary-stone-sculpture-camp-bengaluru/sculpture-making/nature-animals>

1. Introduction
2. Tools and Raw Materials
3. Sculpture Making
 - 3a. We the People of...
 - 3b. M. Vishweshwaraya
 - 3c. Sandal Soap
 - 3d. Sharabha Sculpture
 - 3e. S. G. Shastry
 - 3f. Pure Love
 - 3g. Nature with Animals
 - 3h, 3i, 3j, 3k, 3l, 3m, 3n
4. Products
5. Video
6. Contact Details



Sculptors roughing out the stone to attain an elementary shape.



Artisan smoothing the rough surface using tooth chisel.

Design Resource

Contemporary Stone Sculpture Camp - Bengaluru

Karnataka Shilpakala Academy Bengaluru

by

Prof. Bibhudutta Baral and Ranjitha M. C.

NID, Bengaluru

Source:

<https://dsource.in/resource/contemporary-stone-sculpture-camp-bengaluru/sculpture-making/nature-animals>

1. Introduction
2. Tools and Raw Materials
3. Sculpture Making
 - 3a. We the People of...
 - 3b. M. Vishweshwaraya
 - 3c. Sandal Soap
 - 3d. Sharabha Sculpture
 - 3e. S. G. Shastry
 - 3f. Pure Love
 - 3g. Nature with Animals
 - 3h, 3i, 3j, 3k, 3l, 3m, 3n
4. Products
5. Video
6. Contact Details



Roughly carved sculpture of 'Nature with Animals'.



Sculptor removing excess of stone using bull point chisel.

Design Resource

Contemporary Stone Sculpture Camp - Bengaluru

Karnataka Shilpakala Academy Bengaluru

by

Prof. Bibhudutta Baral and Ranjitha M. C.

NID, Bengaluru

Source:

<https://dsource.in/resource/contemporary-stone-sculpture-camp-bengaluru/sculpture-making/nature-animals>

1. Introduction
2. Tools and Raw Materials
3. Sculpture Making
 - 3a. We the People of...
 - 3b. M. Vishweshwaraya
 - 3c. Sandal Soap
 - 3d. Sharabha Sculpture
 - 3e. S. G. Shastry
 - 3f. Pure Love
 - 3g. Nature with Animals
 - 3h, 3i, 3j, 3k, 3l, 3m, 3n
4. Products
5. Video
6. Contact Details



Sculptor giving depth using customized chisels.



Chiseling out the excess of stone to make it hollow.



Sculptor evidently carving the stone by following the respective markings.



Smoothing the uneven surface using buffing machine.

Design Resource

Contemporary Stone Sculpture Camp - Bengaluru

Karnataka Shilpakala Academy Bengaluru

by

Prof. Bibhudutta Baral and Ranjitha M. C.

NID, Bengaluru

Source:

<https://dsource.in/resource/contemporary-stone-sculpture-camp-bengaluru/sculpture-making/nature-animals>

1. Introduction
2. Tools and Raw Materials
3. Sculpture Making
 - 3a. We the People of...
 - 3b. M. Vishweshwaraya
 - 3c. Sandal Soap
 - 3d. Sharabha Sculpture
 - 3e. S. G. Shastry
 - 3f. Pure Love
 - 3g. Nature with Animals
 - 3h, 3i, 3j, 3k, 3l, 3m, 3n
4. Products
5. Video
6. Contact Details



Beautiful carving of peacock on the stone sculpture.



Polishing the stone sculpture to get a smooth finish.

Design Resource

Contemporary Stone Sculpture Camp - Bengaluru

Karnataka Shilpakala Academy Bengaluru

by

Prof. Bibhudutta Baral and Ranjitha M. C.

NID, Bengaluru

Source:

<https://dsource.in/resource/contemporary-stone-sculpture-camp-bengaluru/sculpture-making/nature-animals>

1. Introduction
2. Tools and Raw Materials
3. Sculpture Making
 - 3a. We the People of...
 - 3b. M. Vishweshwaraya
 - 3c. Sandal Soap
 - 3d. Sharabha Sculpture
 - 3e. S. G. Shastry
 - 3f. Pure Love
 - 3g. Nature with Animals
 - 3h, 3i, 3j, 3k, 3l, 3m, 3n
4. Products
5. Video
6. Contact Details



Cleaning the sculpture with water to remove the dust particles.



Skillfully carved stone sculpture that depicts the beauty of nature.

Design Resource

Contemporary Stone Sculpture Camp - Bengaluru

Karnataka Shilpakala Academy Bengaluru

by

Prof. Bibhudutta Baral and Ranjitha M. C.

NID, Bengaluru

Source:

<https://dsource.in/resource/contemporary-stone-sculpture-camp-bengaluru/sculpture-making/nature-animals>

1. Introduction
2. Tools and Raw Materials
3. Sculpture Making
 - 3a. We the People of...
 - 3b. M. Vishweshwaraya
 - 3c. Sandal Soap
 - 3d. Sharabha Sculpture
 - 3e. S. G. Shastry
 - 3f. Pure Love
 - 3g. Nature with Animals
 - 3h, 3i, 3j, 3k, 3l, 3m, 3n
4. Products
5. Video
6. Contact Details



Sculpture is being installed on the pedestal.



The completely detailed and installed stone sculpture of 'Nature with Animals'.

Design Resource

Contemporary Stone Sculpture Camp - Bengaluru

Karnataka Shilpakala Academy Bengaluru

by

Prof. Bibhudutta Baral and Ranjitha M. C.

NID, Bengaluru

Source:

<https://dsource.in/resource/contemporary-stone-sculpture-camp-bengaluru/sculpture-making/naanu-mathu-kallu>

1. Introduction

2. Tools and Raw Materials

3. Sculpture Making

3a, 3b, 3c, 3d, 3e, 3f, 3g

3h. Naanu Mathu Kallu

3i. Calla Lily Leaf

3j. Krishna Raja Wodiyar

3k. Kasturi Mriga

3l. Buddha

3m. Birth

3n. 100 Years Old Tree

4. Products

5. Video

6. Contact Details

Naanu Mathu Kallu



Required stone is selected and the base of the stone is flattened.



Then the stone is placed vertically and the excess of stone is marked in cutting machine.



As per the markings, the initial level of chiseling is carried out.



Some of the preliminary markings are made on the stone as per the design.

Design Resource

Contemporary Stone Sculpture Camp - Bengaluru

Karnataka Shilpakala Academy Bengaluru

by

Prof. Bibhudutta Baral and Ranjitha M. C.

NID, Bengaluru

Source:

<https://dsource.in/resource/contemporary-stone-sculpture-camp-bengaluru/sculpture-making/naanu-mathu-kallu>

1. Introduction
2. Tools and Raw Materials
3. Sculpture Making
 - 3a, 3b, 3c, 3d, 3e, 3f, 3g
 - 3h. Naanu Mathu Kallu
 - 3i. Calla Lily Leaf
 - 3j. Krishna Raja Wodiyar
 - 3k. Kasturi Mriga
 - 3l. Buddha
 - 3m. Birth
 - 3n. 100 Years Old Tree
4. Products
5. Video
6. Contact Details



According to the design the excess of stone is scrapped out.



Pointed chisel is used for maintaining the accurate even surface on the stone.

Design Resource

Contemporary Stone Sculpture Camp - Bengaluru

Karnataka Shilpakala Academy Bengaluru

by

Prof. Bibhudutta Baral and Ranjitha M. C.

NID, Bengaluru

Source:

<https://dsource.in/resource/contemporary-stone-sculpture-camp-bengaluru/sculpture-making/naanu-mathu-kallu>

1. Introduction
2. Tools and Raw Materials
3. Sculpture Making
 - 3a, 3b, 3c, 3d, 3e, 3f, 3g
 - 3h. Naanu Mathu Kallu
 - 3i. Calla Lily Leaf
 - 3j. Krishna Raja Wodiyar
 - 3k. Kasturi Mriga
 - 3l. Buddha
 - 3m. Birth
 - 3n. 100 Years Old Tree
4. Products
5. Video
6. Contact Details



A glimpse of stone that has been chiseled roughly.



Second level of carving is done.

Design Resource

Contemporary Stone Sculpture Camp - Bengaluru

Karnataka Shilpakala Academy Bengaluru

by

Prof. Bibhudutta Baral and Ranjitha M. C.

NID, Bengaluru

Source:

<https://dsource.in/resource/contemporary-stone-sculpture-camp-bengaluru/sculpture-making/naanu-mathu-kallu>

1. Introduction
2. Tools and Raw Materials
3. Sculpture Making
 - 3a, 3b, 3c, 3d, 3e, 3f, 3g
 - 3h. Naanu Mathu Kallu
 - 3i. Calla Lily Leaf
 - 3j. Krishna Raja Wodiyar
 - 3k. Kasturi Mriga
 - 3l. Buddha
 - 3m. Birth
 - 3n. 100 Years Old Tree
4. Products
5. Video
6. Contact Details



Using the pointed chisel circular forms are rendered accurately.



On the top portion of the sculpture the required carving is done.

Design Resource

Contemporary Stone Sculpture Camp - Bengaluru

Karnataka Shilpakala Academy Bengaluru

by

Prof. Bibhudutta Baral and Ranjitha M. C.

NID, Bengaluru

Source:

<https://dsource.in/resource/contemporary-stone-sculpture-camp-bengaluru/sculpture-making/naanu-mathu-kallu>

1. Introduction
2. Tools and Raw Materials
3. Sculpture Making
 - 3a, 3b, 3c, 3d, 3e, 3f, 3g
 - 3h. Naanu Mathu Kallu
 - 3i. Calla Lily Leaf
 - 3j. Krishna Raja Wodiyar
 - 3k. Kasturi Mriga
 - 3l. Buddha
 - 3m. Birth
 - 3n. 100 Years Old Tree
4. Products
5. Video
6. Contact Details



Thorough margins are rendered by intricate carving.



A view of working process.

Design Resource

Contemporary Stone Sculpture Camp - Bengaluru

Karnataka Shilpakala Academy Bengaluru

by

Prof. Bibhudutta Baral and Ranjitha M. C.

NID, Bengaluru

Source:

<https://dsource.in/resource/contemporary-stone-sculpture-camp-bengaluru/sculpture-making/naanu-mathu-kallu>

1. Introduction
2. Tools and Raw Materials
3. Sculpture Making
 - 3a, 3b, 3c, 3d, 3e, 3f, 3g
 - 3h. Naanu Mathu Kallu
 - 3i. Calla Lily Leaf
 - 3j. Krishna Raja Wodiyar
 - 3k. Kasturi Mriga
 - 3l. Buddha
 - 3m. Birth
 - 3n. 100 Years Old Tree
4. Products
5. Video
6. Contact Details



The artists mark the fine details.

As per the detailed markings artisans render the required design.



The designs are given sharp margins by using motorized cutting tool.



Sharp flat chisel is used for engraving the symbolic representation of tortoise.

Design Resource

Contemporary Stone Sculpture Camp - Bengaluru

Karnataka Shilpakala Academy Bengaluru

by

Prof. Bibhudutta Baral and Ranjitha M. C.

NID, Bengaluru

Source:

<https://dsource.in/resource/contemporary-stone-sculpture-camp-bengaluru/sculpture-making/naanu-mathu-kallu>

1. Introduction
2. Tools and Raw Materials
3. Sculpture Making
 - 3a, 3b, 3c, 3d, 3e, 3f, 3g
 - 3h. Naanu Mathu Kallu
 - 3i. Calla Lily Leaf
 - 3j. Krishna Raja Wodiyar
 - 3k. Kasturi Mriga
 - 3l. Buddha
 - 3m. Birth
 - 3n. 100 Years Old Tree
4. Products
5. Video
6. Contact Details



Artisan trying to represent the mining land at this particular part of the stone.



Senior artist further sketches on the other part of the stone that represents the waterfall.



The stone is being carved carefully on the markings.



Later the senior artist intricately carves the honeycomb in a symbolic manner.

Design Resource

Contemporary Stone Sculpture Camp - Bengaluru

Karnataka Shilpakala Academy Bengaluru

by

Prof. Bibhudutta Baral and Ranjitha M. C.

NID, Bengaluru

Source:

<https://dsource.in/resource/contemporary-stone-sculpture-camp-bengaluru/sculpture-making/naanu-mathu-kallu>

1. Introduction
2. Tools and Raw Materials
3. Sculpture Making
 - 3a, 3b, 3c, 3d, 3e, 3f, 3g
 - 3h. Naanu Mathu Kallu
 - 3i. Calla Lily Leaf
 - 3j. Krishna Raja Wodiyar
 - 3k. Kasturi Mriga
 - 3l. Buddha
 - 3m. Birth
 - 3n. 100 Years Old Tree
4. Products
5. Video
6. Contact Details



After completing the carving artist waters the surface.



On the wet surface, sandpaper is scrubbed thoroughly to get the smooth finishing.

Design Resource

Contemporary Stone Sculpture Camp - Bengaluru

Karnataka Shilpakala Academy Bengaluru

by

Prof. Bibhudutta Baral and Ranjitha M. C.

NID, Bengaluru

Source:

<https://dsource.in/resource/contemporary-stone-sculpture-camp-bengaluru/sculpture-making/naanu-mathu-kallu>

1. Introduction
2. Tools and Raw Materials
3. Sculpture Making
 - 3a, 3b, 3c, 3d, 3e, 3f, 3g
 - 3h. Naanu Mathu Kallu
 - 3i. Calla Lily Leaf
 - 3j. Krishna Raja Wodiyar
 - 3k. Kasturi Mriga
 - 3l. Buddha
 - 3m. Birth
 - 3n. 100 Years Old Tree
4. Products
5. Video
6. Contact Details



Later a small area is chiseled to hang a bell.



A glimpse of metal bell hung at this part of sculpture that represents the sanctum place.

Design Resource

Contemporary Stone Sculpture Camp - Bengaluru

Karnataka Shilpakala Academy Bengaluru

by

Prof. Bibhudutta Baral and Ranjitha M. C.

NID, Bengaluru

Source:

<https://dsource.in/resource/contemporary-stone-sculpture-camp-bengaluru/sculpture-making/naanu-mathu-kallu>

1. Introduction
2. Tools and Raw Materials
3. Sculpture Making
 - 3a, 3b, 3c, 3d, 3e, 3f, 3g
 - 3h. Naanu Mathu Kallu
 - 3i. Calla Lily Leaf
 - 3j. Krishna Raja Wodiyar
 - 3k. Kasturi Mriga
 - 3l. Buddha
 - 3m. Birth
 - 3n. 100 Years Old Tree
4. Products
5. Video
6. Contact Details



Back view of the sculpture.



Front view of the sculpture with the title engraved at the centre.

Design Resource

Contemporary Stone Sculpture Camp - Bengaluru

Karnataka Shilpakala Academy Bengaluru

by

Prof. Bibhudutta Baral and Ranjitha M. C.

NID, Bengaluru

Source:

<https://dsource.in/resource/contemporary-stone-sculpture-camp-bengaluru/sculpture-making/naanu-mathu-kallu>

1. Introduction
2. Tools and Raw Materials
3. Sculpture Making
 - 3a, 3b, 3c, 3d, 3e, 3f, 3g
 - 3h. Naanu Mathu Kallu
 - 3i. Calla Lily Leaf
 - 3j. Krishna Raja Wodiyar
 - 3k. Kasturi Mriga
 - 3l. Buddha
 - 3m. Birth
 - 3n. 100 Years Old Tree
4. Products
5. Video
6. Contact Details



Artist etches the names of artisans worked on this sculpture "Naanu mathu kallu".



Later the oil is applied on the sculpture to reveal the natural color of the stone and for the long-lasting effect.



Then the sculpture is carried to the installation place.



On the pedestal the sculpture is installed and the "Peepal: sapling is planted over it to represent the nature.

Design Resource

Contemporary Stone Sculpture Camp - Bengaluru

Karnataka Shilpakala Academy Bengaluru

by

Prof. Bibhudutta Baral and Ranjitha M. C.

NID, Bengaluru

Source:

<https://dsource.in/resource/contemporary-stone-sculpture-camp-bengaluru/sculpture-making/calla-lily-leaf>

Calla Lily Leaf



Marking on stone using marker to get a rough idea.



Stone is roughly chiseled to obtain a basic shape.



Buffing machine is used to make an impression for carving.



Unwanted stone is removed by using point chisel and hammer.

1. Introduction

2. Tools and Raw Materials

3. Sculpture Making

3a, 3b, 3c, 3d, 3e, 3f, 3g

3h. Naanu Mathu Kallu

3i. Calla Lily Leaf

3j. Krishna Raja Wodiyar

3k. Kasturi Mriga

3l. Buddha

3m. Birth

3n. 100 Years Old Tree

4. Products

5. Video

6. Contact Details

Design Resource

Contemporary Stone Sculpture Camp - Bengaluru

Karnataka Shilpakala Academy Bengaluru

by

Prof. Bibhudutta Baral and Ranjitha M. C.

NID, Bengaluru

Source:

<https://dsource.in/resource/contemporary-stone-sculpture-camp-bengaluru/sculpture-making/calla-lily-leaf>

1. Introduction
2. Tools and Raw Materials
3. Sculpture Making
 - 3a, 3b, 3c, 3d, 3e, 3f, 3g
 - 3h. Naanu Mathu Kallu
 - 3i. Calla Lily Leaf
 - 3j. Krishna Raja Wodiyar
 - 3k. Kasturi Mriga
 - 3l. Buddha
 - 3m. Birth
 - 3n. 100 Years Old Tree
4. Products
5. Video
6. Contact Details



Roughly carved stone to get a required shape.



Rough shape is given to the stone by using customized chisels.



Sculptor marking on stone for the further detailing.

Design Resource

Contemporary Stone Sculpture Camp - Bengaluru

Karnataka Shilpakala Academy Bengaluru

by

Prof. Bibhudutta Baral and Ranjitha M. C.

NID, Bengaluru

Source:

<https://dsource.in/resource/contemporary-stone-sculpture-camp-bengaluru/sculpture-making/calla-lily-leaf>

1. Introduction
2. Tools and Raw Materials
3. Sculpture Making
 - 3a, 3b, 3c, 3d, 3e, 3f, 3g
 - 3h. Naanu Mathu Kallu
 - 3i. Calla Lily Leaf
 - 3j. Krishna Raja Wodiyar
 - 3k. Kasturi Mriga
 - 3l. Buddha
 - 3m. Birth
 - 3n. 100 Years Old Tree
4. Products
5. Video
6. Contact Details



Uneven surface of the sculpture is smoothed.



Tooth chisel is used to smoothen the uneven surface.



Stone is roughly shaped in to required form.



Sharpening the tool by using buffing machine.

Design Resource

Contemporary Stone Sculpture Camp - Bengaluru

Karnataka Shilpakala Academy Bengaluru

by

Prof. Bibhudutta Baral and Ranjitha M. C.

NID, Bengaluru

Source:

<https://dsource.in/resource/contemporary-stone-sculpture-camp-bengaluru/sculpture-making/calla-lily-leaf>

1. Introduction
2. Tools and Raw Materials
3. Sculpture Making
 - 3a, 3b, 3c, 3d, 3e, 3f, 3g
 - 3h. Naanu Mathu Kallu
 - 3i. Calla Lily Leaf
 - 3j. Krishna Raja Wodiyar
 - 3k. Kasturi Mriga
 - 3l. Buddha
 - 3m. Birth
 - 3n. 100 Years Old Tree
4. Products
5. Video
6. Contact Details



Hand buffing machine is used to smoothen the rough surface.



Artisans involved in stone carving to get a desired form.



Detailing the sculpture by using different chisels.



Polishing the sculpture to get a shining surface.

Design Resource

Contemporary Stone Sculpture Camp - Bengaluru

Karnataka Shilpakala Academy Bengaluru

by

Prof. Bibhudutta Baral and Ranjitha M. C.

NID, Bengaluru

Source:

<https://dsource.in/resource/contemporary-stone-sculpture-camp-bengaluru/sculpture-making/calla-lily-leaf>

1. Introduction
2. Tools and Raw Materials
3. Sculpture Making
 - 3a, 3b, 3c, 3d, 3e, 3f, 3g
 - 3h. Naanu Mathu Kallu
 - 3i. Calla Lily Leaf
 - 3j. Krishna Raja Wodiyar
 - 3k. Kasturi Mriga
 - 3l. Buddha
 - 3m. Birth
 - 3n. 100 Years Old Tree
4. Products
5. Video
6. Contact Details



Sculpture which represent the beauty of leaf is being carried for installation.



Finely carved sculpture of Leaf is installed on the respective pedestal.

Design Resource

Contemporary Stone Sculpture Camp - Bengaluru

Karnataka Shilpakala Academy Bengaluru

by

Prof. Bibhudutta Baral and Ranjitha M. C.

NID, Bengaluru

Source:

<https://dsource.in/resource/contemporary-stone-sculpture-camp-bengaluru/sculpture-making/krishna-raja-wodiyar>

Krishna Raja Wodiyar



Hard copy for the reference - Sri Krishna Raja Wodiyar.



Removing unwanted stone using varieties of chisels and hammer.



Marking on stone is done by using marker for the further carving.



Striking the chisel to remove unwanted area.

1. Introduction
2. Tools and Raw Materials
3. Sculpture Making
 - 3a, 3b, 3c, 3d, 3e, 3f, 3g
 - 3h. Naanu Mathu Kallu
 - 3i. Calla Lily Leaf
 - 3j. Krishna Raja Wodiyar
 - 3k. Kasturi Mriga
 - 3l. Buddha
 - 3m. Birth
 - 3n. 100 Years Old Tree
4. Products
5. Video
6. Contact Details

Design Resource

Contemporary Stone Sculpture Camp - Bengaluru

Karnataka Shilpakala Academy Bengaluru

by

Prof. Bibhudutta Baral and Ranjitha M. C.

NID, Bengaluru

Source:

<https://dsource.in/resource/contemporary-stone-sculpture-camp-bengaluru/sculpture-making/krishna-raja-wodiyar>

1. Introduction
2. Tools and Raw Materials
3. Sculpture Making
 - 3a, 3b, 3c, 3d, 3e, 3f, 3g
 - 3h. Naanu Mathu Kallu
 - 3i. Calla Lily Leaf
 - 3j. Krishna Raja Wodiyar
 - 3k. Kasturi Mriga
 - 3l. Buddha
 - 3m. Birth
 - 3n. 100 Years Old Tree
4. Products
5. Video
6. Contact Details



Excess of stone is removed to attain a rough shape.



Sculptor is giving depth to the sculpture.



Roughly carved Sri Krishna Raja Wodiyar's portrait stone sculpture.

Design Resource

Contemporary Stone Sculpture Camp - Bengaluru

Karnataka Shilpakala Academy Bengaluru

by

Prof. Bibhudutta Baral and Ranjitha M. C.

NID, Bengaluru

Source:

<https://dsource.in/resource/contemporary-stone-sculpture-camp-bengaluru/sculpture-making/krishna-raja-wodiyar>

1. Introduction
2. Tools and Raw Materials
3. Sculpture Making
 - 3a, 3b, 3c, 3d, 3e, 3f, 3g
 - 3h. Naanu Mathu Kallu
 - 3i. Calla Lily Leaf
 - 3j. Krishna Raja Wodiyar
 - 3k. Kasturi Mriga
 - 3l. Buddha
 - 3m. Birth
 - 3n. 100 Years Old Tree
4. Products
5. Video
6. Contact Details



Uneven surface is smoothed by using tooth chisel.



Sculptor creating a depth line cautiously.



Detailing the chin part using customized chisel.



Smoothing the rough surface of the stone sculpture.

Design Resource

Contemporary Stone Sculpture Camp - Bengaluru

Karnataka Shilpakala Academy Bengaluru

by

Prof. Bibhudutta Baral and Ranjitha M. C.

NID, Bengaluru

Source:

<https://dsource.in/resource/contemporary-stone-sculpture-camp-bengaluru/sculpture-making/krishna-raja-wodiyar>

1. Introduction
2. Tools and Raw Materials
3. Sculpture Making
 - 3a, 3b, 3c, 3d, 3e, 3f, 3g
 - 3h. Naanu Mathu Kallu
 - 3i. Calla Lily Leaf
 - 3j. Krishna Raja Wodiyar
 - 3k. Kasturi Mriga
 - 3l. Buddha
 - 3m. Birth
 - 3n. 100 Years Old Tree
4. Products
5. Video
6. Contact Details



Marking on stone for the eye detailing with the help of marker.



Detailing the eye part the Sri Krishna Raja Wodiyar's portrait sculpture.



Garland portion of the sculpture is detailed by using varies of chisels.



Emery paper is used to smoothen the surface.

Design Resource

Contemporary Stone Sculpture Camp - Bengaluru

Karnataka Shilpakala Academy Bengaluru

by

Prof. Bibhudutta Baral and Ranjitha M. C.

NID, Bengaluru

Source:

<https://dsource.in/resource/contemporary-stone-sculpture-camp-bengaluru/sculpture-making/krishna-raja-wodiyar>

1. Introduction
2. Tools and Raw Materials
3. Sculpture Making
 - 3a, 3b, 3c, 3d, 3e, 3f, 3g
 - 3h. Naanu Mathu Kallu
 - 3i. Calla Lily Leaf
 - 3j. Krishna Raja Wodiyar
 - 3k. Kasturi Mriga
 - 3l. Buddha
 - 3m. Birth
 - 3n. 100 Years Old Tree
4. Products
5. Video
6. Contact Details



Cleaning the stone sculpture by scrubbing and pouring water to remove dirt.



Installing the stone sculpture on the pedestal made up of stone and concrete.



Carefully carved portrait sculpture of Sri Krishna Raja Wodiyar.

Design Resource

Contemporary Stone Sculpture Camp - Bengaluru

Karnataka Shilpakala Academy Bengaluru

by

Prof. Bibhudutta Baral and Ranjitha M. C.

NID, Bengaluru

Source:

<https://dsource.in/resource/contemporary-stone-sculpture-camp-bengaluru/sculpture-making/kasturi-mriga>

1. Introduction
2. Tools and Raw Materials
3. Sculpture Making
 - 3a, 3b, 3c, 3d, 3e, 3f, 3g
 - 3h. Naanu Mathu Kallu
 - 3i. Calla Lily Leaf
 - 3j. Krishna Raja Wodiyar
 - 3k. Kasturi Mriga
 - 3l. Buddha
 - 3m. Birth
 - 3n. 100 Years Old Tree
4. Products
5. Video
6. Contact Details

Kasturi Mriga



Required stones are initially selected for the work.



Stone selected for top portion of the final product is chiseled.



The stone selected for the bottom portion of the final product is also chiseled.



The front and back view of basic structure of the top portion.

Design Resource

Contemporary Stone Sculpture Camp - Bengaluru

Karnataka Shilpakala Academy Bengaluru

by

Prof. Bibhudutta Baral and Ranjitha M. C.

NID, Bengaluru

Source:

<https://dsource.in/resource/contemporary-stone-sculpture-camp-bengaluru/sculpture-making/kasturi-mriga>

1. Introduction
2. Tools and Raw Materials
3. Sculpture Making
 - 3a, 3b, 3c, 3d, 3e, 3f, 3g
 - 3h. Naanu Mathu Kallu
 - 3i. Calla Lily Leaf
 - 3j. Krishna Raja Wodiyar
 - 3k. Kasturi Mriga
 - 3l. Buddha
 - 3m. Birth
 - 3n. 100 Years Old Tree
4. Products
5. Video
6. Contact Details



A view of artists working on the making process of Kasturi Mriga sculpture.



Scraping off the excess of stone.



Rendering the neat outline of the structure.



Close up of the sculpture being chiseled.

Design Resource

Contemporary Stone Sculpture Camp - Bengaluru

Karnataka Shilpakala Academy Bengaluru

by

Prof. Bibhudutta Baral and Ranjitha M. C.

NID, Bengaluru

Source:

<https://dsource.in/resource/contemporary-stone-sculpture-camp-bengaluru/sculpture-making/kasturi-mriga>

1. Introduction
2. Tools and Raw Materials
3. Sculpture Making
 - 3a, 3b, 3c, 3d, 3e, 3f, 3g
 - 3h. Naanu Mathu Kallu
 - 3i. Calla Lily Leaf
 - 3j. Krishna Raja Wodiyar
 - 3k. Kasturi Mriga
 - 3l. Buddha
 - 3m. Birth
 - 3n. 100 Years Old Tree
4. Products
5. Video
6. Contact Details



Sculpture is being carved and the details are marked.



On the other hand the bottom portion of the sculpture is also carved simultaneously.



Close up of the bottom portion of the sculpture.



The upper part on the bottom portion of the sculpture is neatly chiseled to flatten the surface.

Design Resource

Contemporary Stone Sculpture Camp - Bengaluru

Karnataka Shilpakala Academy Bengaluru

by

Prof. Bibhudutta Baral and Ranjitha M. C.

NID, Bengaluru

Source:

<https://dsource.in/resource/contemporary-stone-sculpture-camp-bengaluru/sculpture-making/kasturi-mriga>

1. Introduction
2. Tools and Raw Materials
3. Sculpture Making
 - 3a, 3b, 3c, 3d, 3e, 3f, 3g
 - 3h. Naanu Mathu Kallu
 - 3i. Calla Lily Leaf
 - 3j. Krishna Raja Wodiyar
 - 3k. Kasturi Mriga
 - 3l. Buddha
 - 3m. Birth
 - 3n. 100 Years Old Tree
4. Products
5. Video
6. Contact Details



Later the unwanted is taken off neatly.



Depth is given to the sculpture by adequate chiseling.



The top portion is later placed on the bottom portion.



Fine details like eyes and others are finely rendered.

Design Resource

Contemporary Stone Sculpture Camp - Bengaluru

Karnataka Shilpakala Academy Bengaluru

by

Prof. Bibhudutta Baral and Ranjitha M. C.

NID, Bengaluru

Source:

<https://dsource.in/resource/contemporary-stone-sculpture-camp-bengaluru/sculpture-making/kasturi-mriga>

1. Introduction
2. Tools and Raw Materials
3. Sculpture Making
 - 3a, 3b, 3c, 3d, 3e, 3f, 3g
 - 3h. Naanu Mathu Kallu
 - 3i. Calla Lily Leaf
 - 3j. Krishna Raja Wodiyar
 - 3k. Kasturi Mriga
 - 3l. Buddha
 - 3m. Birth
 - 3n. 100 Years Old Tree
4. Products
5. Video
6. Contact Details



Glimpse of the sculpture in different angles.



Then the sculpture is neatly polished.



View of the complete sculpture.



Then the sculpture is carried for the installation.

Design Resource

Contemporary Stone Sculpture Camp - Bengaluru

Karnataka Shilpakala Academy Bengaluru

by

Prof. Bibhudutta Baral and Ranjitha M. C.

NID, Bengaluru

Source:

<https://dsource.in/resource/contemporary-stone-sculpture-camp-bengaluru/sculpture-making/kasturi-mriga>

1. Introduction
2. Tools and Raw Materials
3. Sculpture Making
 - 3a, 3b, 3c, 3d, 3e, 3f, 3g
 - 3h. Naanu Mathu Kallu
 - 3i. Calla Lily Leaf
 - 3j. Krishna Raja Wodiyar
 - 3k. Kasturi Mriga
 - 3l. Buddha
 - 3m. Birth
 - 3n. 100 Years Old Tree
4. Products
5. Video
6. Contact Details



Initially bottom portion of the sculpture is installed on the pedestal.

Design Resource

Contemporary Stone Sculpture Camp - Bengaluru

Karnataka Shilpakala Academy Bengaluru

by

Prof. Bibhudutta Baral and Ranjitha M. C.

NID, Bengaluru

Source:

<https://dsource.in/resource/contemporary-stone-sculpture-camp-bengaluru/sculpture-making/kasturi-mriga>

1. Introduction
2. Tools and Raw Materials
3. Sculpture Making
 - 3a, 3b, 3c, 3d, 3e, 3f, 3g
 - 3h. Naanu Mathu Kallu
 - 3i. Calla Lily Leaf
 - 3j. Krishna Raja Wodiyar
 - 3k. Kasturi Mriga
 - 3l. Buddha
 - 3m. Birth
 - 3n. 100 Years Old Tree
4. Products
5. Video
6. Contact Details



With the help of JCB crane upper portion of the sculpture is carried.



Then the upper portion is carefully placed on the bottom surface.

Design Resource

Contemporary Stone Sculpture Camp - Bengaluru

Karnataka Shilpakala Academy Bengaluru

by

Prof. Bibhudutta Baral and Ranjitha M. C.

NID, Bengaluru

Source:

<https://dsource.in/resource/contemporary-stone-sculpture-camp-bengaluru/sculpture-making/kasturi-mriga>

1. Introduction
2. Tools and Raw Materials
3. Sculpture Making
 - 3a, 3b, 3c, 3d, 3e, 3f, 3g
 - 3h. Naanu Mathu Kallu
 - 3i. Calla Lily Leaf
 - 3j. Krishna Raja Wodiyar
 - 3k. Kasturi Mriga
 - 3l. Buddha
 - 3m. Birth
 - 3n. 100 Years Old Tree
4. Products
5. Video
6. Contact Details



The belt is further removed from the sculpture that is attached from JCB crane.



Intricately carved sculpture "Kasturi Mriga" installed at the premises of Karnataka soap factory, Bengaluru.

Design Resource

Contemporary Stone Sculpture Camp - Bengaluru

Karnataka Shilpakala Academy Bengaluru

by

Prof. Bibhudutta Baral and Ranjitha M. C.

NID, Bengaluru

Source:

<https://dsource.in/resource/contemporary-stone-sculpture-camp-bengaluru/sculpture-making/buddha>

1. Introduction
2. Tools and Raw Materials
3. Sculpture Making
 - 3a, 3b, 3c, 3d, 3e, 3f, 3g
 - 3h. Naanu Mathu Kallu
 - 3i. Calla Lily Leaf
 - 3j. Krishna Raja Wodiyar
 - 3k. Kasturi Mriga
 - 3l. Buddha
 - 3m. Birth
 - 3n. 100 Years Old Tree
4. Products
5. Video
6. Contact Details

Buddha



Initially basic design is drawn on the stone.



Dusting the dirt on the stone that is caused by carving with the help of brush.



Removing the excess of stone to get a basic shape.

Design Resource

Contemporary Stone Sculpture Camp - Bengaluru

Karnataka Shilpakala Academy Bengaluru

by

Prof. Bibhudutta Baral and Ranjitha M. C.

NID, Bengaluru

Source:

<https://dsource.in/resource/contemporary-stone-sculpture-camp-bengaluru/sculpture-making/buddha>

1. Introduction
2. Tools and Raw Materials
3. Sculpture Making
 - 3a, 3b, 3c, 3d, 3e, 3f, 3g
 - 3h. Naanu Mathu Kallu
 - 3i. Calla Lily Leaf
 - 3j. Krishna Raja Wodiyar
 - 3k. Kasturi Mriga
 - 3l. Buddha
 - 3m. Birth
 - 3n. 100 Years Old Tree
4. Products
5. Video
6. Contact Details



Roughing out the stone by hammering a bull point chisel.



Marking a stone using L-shaped scale and marker.



Measuring the height of roughly carved stone using a measuring tape.

Design Resource

Contemporary Stone Sculpture Camp - Bengaluru

Karnataka Shilpakala Academy Bengaluru

by

Prof. Bibhudutta Baral and Ranjitha M. C.

NID, Bengaluru

Source:

<https://dsource.in/resource/contemporary-stone-sculpture-camp-bengaluru/sculpture-making/buddha>

1. Introduction
2. Tools and Raw Materials
3. Sculpture Making
 - 3a, 3b, 3c, 3d, 3e, 3f, 3g
 - 3h. Naanu Mathu Kallu
 - 3i. Calla Lily Leaf
 - 3j. Krishna Raja Wodiyar
 - 3k. Kasturi Mriga
 - 3l. Buddha
 - 3m. Birth
 - 3n. 100 Years Old Tree
4. Products
5. Video
6. Contact Details



Sculptor giving a rough shape to the stone.



Smoothing the uneven surface with the help of tooth chisel.



Chiseling out the unwanted stone carefully.

Design Resource

Contemporary Stone Sculpture Camp - Bengaluru

Karnataka Shilpakala Academy Bengaluru

by

Prof. Bibhudutta Baral and Ranjitha M. C.

NID, Bengaluru

Source:

<https://dsource.in/resource/contemporary-stone-sculpture-camp-bengaluru/sculpture-making/buddha>

1. Introduction
2. Tools and Raw Materials
3. Sculpture Making
 - 3a, 3b, 3c, 3d, 3e, 3f, 3g
 - 3h. Naanu Mathu Kallu
 - 3i. Calla Lily Leaf
 - 3j. Krishna Raja Wodiyar
 - 3k. Kasturi Mriga
 - 3l. Buddha
 - 3m. Birth
 - 3n. 100 Years Old Tree
4. Products
5. Video
6. Contact Details



Sculptor carving out the stone to obtain a required form.



Rough carvings of Buddha.

Design Resource

Contemporary Stone Sculpture Camp - Bengaluru

Karnataka Shilpakala Academy Bengaluru

by

Prof. Bibhudutta Baral and Ranjitha M. C.

NID, Bengaluru

Source:

<https://dsource.in/resource/contemporary-stone-sculpture-camp-bengaluru/sculpture-making/buddha>

1. Introduction
2. Tools and Raw Materials
3. Sculpture Making
 - 3a, 3b, 3c, 3d, 3e, 3f, 3g
 - 3h. Naanu Mathu Kallu
 - 3i. Calla Lily Leaf
 - 3j. Krishna Raja Wodiyar
 - 3k. Kasturi Mriga
 - 3l. Buddha
 - 3m. Birth
 - 3n. 100 Years Old Tree
4. Products
5. Video
6. Contact Details



Sculptor is using point chisel to remove unwanted stone.



Fine shaping is given to the sculpture.



Marking on the sculpture for the further detailing.



Detailing is given to the sculpture.

Design Resource

Contemporary Stone Sculpture Camp - Bengaluru

Karnataka Shilpakala Academy Bengaluru

by

Prof. Bibhudutta Baral and Ranjitha M. C.

NID, Bengaluru

Source:

<https://dsource.in/resource/contemporary-stone-sculpture-camp-bengaluru/sculpture-making/buddha>

1. Introduction
2. Tools and Raw Materials
3. Sculpture Making
 - 3a, 3b, 3c, 3d, 3e, 3f, 3g
 - 3h. Naanu Mathu Kallu
 - 3i. Calla Lily Leaf
 - 3j. Krishna Raja Wodiyar
 - 3k. Kasturi Mriga
 - 3l. Buddha
 - 3m. Birth
 - 3n. 100 Years Old Tree
4. Products
5. Video
6. Contact Details



Buddha sculpture is being carried for installation.



Installing Buddha sculpture on the pedestal made up of concrete.



Finely carved Buddha sculpture.

Design Resource

Contemporary Stone Sculpture Camp - Bengaluru

Karnataka Shilpakala Academy Bengaluru

by

Prof. Bibhudutta Baral and Ranjitha M. C.

NID, Bengaluru

Source:

<https://dsource.in/resource/contemporary-stone-sculpture-camp-bengaluru/sculpture-making/birth>

1. Introduction
2. Tools and Raw Materials
3. Sculpture Making
 - 3a, 3b, 3c, 3d, 3e, 3f, 3g
 - 3h. Naanu Mathu Kallu
 - 3i. Calla Lily Leaf
 - 3j. Krishna Raja Wodiyar
 - 3k. Kasturi Mriga
 - 3l. Buddha
 - 3m. Birth
 - 3n. 100 Years Old Tree
4. Products
5. Video
6. Contact Details

Birth



Artisan expressing his ideas through drawing.



Extra stone is removed by chiseling to get a simple shape.



Soapstone is used for sculpting a stone sculpture.

Design Resource

Contemporary Stone Sculpture Camp - Bengaluru

Karnataka Shilpakala Academy Bengaluru

by

Prof. Bibhudutta Baral and Ranjitha M. C.

NID, Bengaluru

Source:

<https://dsource.in/resource/contemporary-stone-sculpture-camp-bengaluru/sculpture-making/birth>

1. Introduction
2. Tools and Raw Materials
3. Sculpture Making
 - 3a, 3b, 3c, 3d, 3e, 3f, 3g
 - 3h. Naanu Mathu Kallu
 - 3i. Calla Lily Leaf
 - 3j. Krishna Raja Wodiyar
 - 3k. Kasturi Mriga
 - 3l. Buddha
 - 3m. Birth
 - 3n. 100 Years Old Tree
4. Products
5. Video
6. Contact Details



Bull point chisel is used to remove the unwanted part of the stone.



Stone is roughly carved and marked using marker.

Design Resource

Contemporary Stone Sculpture Camp - Bengaluru

Karnataka Shilpakala Academy Bengaluru

by

Prof. Bibhudutta Baral and Ranjitha M. C.

NID, Bengaluru

Source:

<https://dsource.in/resource/contemporary-stone-sculpture-camp-bengaluru/sculpture-making/birth>


1. Introduction
2. Tools and Raw Materials
3. Sculpture Making
 - 3a, 3b, 3c, 3d, 3e, 3f, 3g
 - 3h. Naanu Mathu Kallu
 - 3i. Calla Lily Leaf
 - 3j. Krishna Raja Wodiyar
 - 3k. Kasturi Mriga
 - 3l. Buddha
 - 3m. Birth
 - 3n. 100 Years Old Tree
4. Products
5. Video
6. Contact Details



Sculptor carving a stone to obtain a required shape.



A stone is roughly shaped with the help of chisel and hammer.



Sculptor chiseling out the stone to give a depth.

Design Resource

Contemporary Stone Sculpture Camp - Bengaluru

Karnataka Shilpakala Academy Bengaluru

by

Prof. Bibhudutta Baral and Ranjitha M. C.

NID, Bengaluru

Source:

<https://dsource.in/resource/contemporary-stone-sculpture-camp-bengaluru/sculpture-making/birth>

1. Introduction
2. Tools and Raw Materials
3. Sculpture Making
 - 3a, 3b, 3c, 3d, 3e, 3f, 3g
 - 3h. Naanu Mathu Kallu
 - 3i. Calla Lily Leaf
 - 3j. Krishna Raja Wodiyar
 - 3k. Kasturi Mriga
 - 3l. Buddha
 - 3m. Birth
 - 3n. 100 Years Old Tree
4. Products
5. Video
6. Contact Details



Design is drawn on the stone using marker.



A required design is drawn on the stone for the reference.

Design Resource

Contemporary Stone Sculpture Camp - Bengaluru

Karnataka Shilpakala Academy Bengaluru

by

Prof. Bibhudutta Baral and Ranjitha M. C.

NID, Bengaluru

Source:

<https://dsource.in/resource/contemporary-stone-sculpture-camp-bengaluru/sculpture-making/birth>

1. Introduction
2. Tools and Raw Materials
3. Sculpture Making
 - 3a, 3b, 3c, 3d, 3e, 3f, 3g
 - 3h. Naanu Mathu Kallu
 - 3i. Calla Lily Leaf
 - 3j. Krishna Raja Wodiyar
 - 3k. Kasturi Mriga
 - 3l. Buddha
 - 3m. Birth
 - 3n. 100 Years Old Tree
4. Products
5. Video
6. Contact Details



Sculptor conveyed his thoughts through the stone sculpture.



Rough shape is being given to the stone.



Detailing the sculpture by using customized tools.

Design Resource

Contemporary Stone Sculpture Camp - Bengaluru

Karnataka Shilpakala Academy Bengaluru

by

Prof. Bibhudutta Baral and Ranjitha M. C.

NID, Bengaluru

Source:

<https://dsource.in/resource/contemporary-stone-sculpture-camp-bengaluru/sculpture-making/birth>

1. Introduction
2. Tools and Raw Materials
3. Sculpture Making
 - 3a, 3b, 3c, 3d, 3e, 3f, 3g
 - 3h. Naanu Mathu Kallu
 - 3i. Calla Lily Leaf
 - 3j. Krishna Raja Wodiyar
 - 3k. Kasturi Mriga
 - 3l. Buddha
 - 3m. Birth
 - 3n. 100 Years Old Tree
4. Products
5. Video
6. Contact Details



Dusting the dirt that is formed by carving using brush.



Skillfully carved stone sculpture that narrates a Birth.

Design Resource

Contemporary Stone Sculpture Camp - Bengaluru

Karnataka Shilpakala Academy Bengaluru

by

Prof. Bibhudutta Baral and Ranjitha M. C.

NID, Bengaluru

Source:

<https://dsource.in/resource/contemporary-stone-sculpture-camp-bengaluru/sculpture-making/100-years-old-tree>

1. Introduction
2. Tools and Raw Materials
3. Sculpture Making
 - 3a, 3b, 3c, 3d, 3e, 3f, 3g
 - 3h. Naanu Mathu Kallu
 - 3i. Calla Lily Leaf
 - 3j. Krishna Raja Wodiyar
 - 3k. Kasturi Mriga
 - 3l. Buddha
 - 3m. Birth
 - 3n. 100 Years Old Tree

4. Products

5. Video

6. Contact Details

100 Years Old Tree



The dirt on the stone is dusted with the help of brush.



Artisan marking on stone using L-shaped scale.



Buffing machine is used to make impressing on the stone.

Design Resource

Contemporary Stone Sculpture Camp - Bengaluru

Karnataka Shilpakala Academy Bengaluru

by

Prof. Bibhudutta Baral and Ranjitha M. C.

NID, Bengaluru

Source:

<https://dsource.in/resource/contemporary-stone-sculpture-camp-bengaluru/sculpture-making/100-years-old-tree>

1. Introduction
2. Tools and Raw Materials
3. Sculpture Making
 - 3a, 3b, 3c, 3d, 3e, 3f, 3g
 - 3h. Naanu Mathu Kallu
 - 3i. Calla Lily Leaf
 - 3j. Krishna Raja Wodiyar
 - 3k. Kasturi Mriga
 - 3l. Buddha
 - 3m. Birth
 - 3n. 100 Years Old Tree
4. Products
5. Video
6. Contact Details



Chiseling out the unwanted stone to get a rough design.



Roughly carved stone to get a rough idea.

Design Resource

Contemporary Stone Sculpture Camp - Bengaluru

Karnataka Shilpakala Academy Bengaluru

by

Prof. Bibhudutta Baral and Ranjitha M. C.

NID, Bengaluru

Source:

<https://dsource.in/resource/contemporary-stone-sculpture-camp-bengaluru/sculpture-making/100-years-old-tree>

1. Introduction
2. Tools and Raw Materials
3. Sculpture Making
 - 3a, 3b, 3c, 3d, 3e, 3f, 3g
 - 3h. Naanu Mathu Kallu
 - 3i. Calla Lily Leaf
 - 3j. Krishna Raja Wodiyar
 - 3k. Kasturi Mriga
 - 3l. Buddha
 - 3m. Birth
 - 3n. 100 Years Old Tree
4. Products
5. Video
6. Contact Details



Rough shaping is done to get a required shape.



Hammering the bull point chisel to remove unwanted chunks.



Roughing out the stone by following the required design.

Design Resource

Contemporary Stone Sculpture Camp - Bengaluru

Karnataka Shilpakala Academy Bengaluru

by

Prof. Bibhudutta Baral and Ranjitha M. C.

NID, Bengaluru

Source:

<https://dsource.in/resource/contemporary-stone-sculpture-camp-bengaluru/sculpture-making/100-years-old-tree>

1. Introduction
2. Tools and Raw Materials
3. Sculpture Making
 - 3a, 3b, 3c, 3d, 3e, 3f, 3g
 - 3h. Naanu Mathu Kallu
 - 3i. Calla Lily Leaf
 - 3j. Krishna Raja Wodiyar
 - 3k. Kasturi Mriga
 - 3l. Buddha
 - 3m. Birth
 - 3n. 100 Years Old Tree
4. Products
5. Video
6. Contact Details



Flat chisel is used in flattening and leveling the surface of the stone.



Artisan placing a point chisel on the stone to sculpt with the help of the hammer.



Sculptor carving out the stone with the reference of the drawing that is drawn on the stone.



Fine shaping the stone to obtain a required design.

Design Resource

Contemporary Stone Sculpture Camp - Bengaluru

Karnataka Shilpakala Academy Bengaluru

by

Prof. Bibhudutta Baral and Ranjitha M. C.

NID, Bengaluru

Source:

<https://dsource.in/resource/contemporary-stone-sculpture-camp-bengaluru/sculpture-making/100-years-old-tree>

1. Introduction
2. Tools and Raw Materials
3. Sculpture Making
 - 3a, 3b, 3c, 3d, 3e, 3f, 3g
 - 3h. Naanu Mathu Kallu
 - 3i. Calla Lily Leaf
 - 3j. Krishna Raja Wodiyar
 - 3k. Kasturi Mriga
 - 3l. Buddha
 - 3m. Birth
 - 3n. 100 Years Old Tree
4. Products
5. Video
6. Contact Details



Side view and back view of the sculpture.



Sculptor concentrating on the detailing part of the sculpture.



Detailing is done carefully using varieties of chisels.



Artisan working with the fine detailing to get a neat finish.

Design Resource

Contemporary Stone Sculpture Camp - Bengaluru

Karnataka Shilpakala Academy Bengaluru

by

Prof. Bibhudutta Baral and Ranjitha M. C.

NID, Bengaluru

Source:

<https://dsource.in/resource/contemporary-stone-sculpture-camp-bengaluru/sculpture-making/100-years-old-tree>

1. Introduction
2. Tools and Raw Materials
3. Sculpture Making
 - 3a, 3b, 3c, 3d, 3e, 3f, 3g
 - 3h. Naanu Mathu Kallu
 - 3i. Calla Lily Leaf
 - 3j. Krishna Raja Wodiyar
 - 3k. Kasturi Mriga
 - 3l. Buddha
 - 3m. Birth
 - 3n. 100 Years Old Tree
4. Products
5. Video
6. Contact Details



Flat chisel is used to remove uneven surface.



Smoothing and leveling the uneven surface of the sculpture.



Artisan observing the even surface by using L-shaped scale.

Design Resource

Contemporary Stone Sculpture Camp - Bengaluru

Karnataka Shilpakala Academy Bengaluru

by

Prof. Bibhudutta Baral and Ranjitha M. C.

NID, Bengaluru

Source:

<https://dsource.in/resource/contemporary-stone-sculpture-camp-bengaluru/sculpture-making/100-years-old-tree>

1. Introduction
2. Tools and Raw Materials
3. Sculpture Making
 - 3a, 3b, 3c, 3d, 3e, 3f, 3g
 - 3h. Naanu Mathu Kallu
 - 3i. Calla Lily Leaf
 - 3j. Krishna Raja Wodiyar
 - 3k. Kasturi Mriga
 - 3l. Buddha
 - 3m. Birth
 - 3n. 100 Years Old Tree
4. Products
5. Video
6. Contact Details



Sculptor working with minute details.



Finely carved sculpture that shows a typical 100 years tree of Karnataka.

Design Resource

Contemporary Stone Sculpture Camp - Bengaluru

Karnataka Shilpakala Academy Bengaluru

by

Prof. Bibhudutta Baral and Ranjitha M. C.

NID, Bengaluru

Source:

<https://dsource.in/resource/contemporary-stone-sculpture-camp-bengaluru/products>

Products



A contemporary sculpture “100 years tree” made by the artists Jagdish.R and Shiv kumar. K.



Unique sculpture that holds the name as “Birth” made by Basavaraj Methri.



“Buddha” sculpture installed amidst the greenery at Sandal soap factory, Bengaluru. Sculpted by R.Kantharaj and Mallikarjun. M. K.



Theme specific contemporary sculpture “Kasturi Mriga” by Fastin Prasanna, Sunil .C .S and Sathya Raj.

1. Introduction
2. Tools and Raw Materials
3. Sculpture Making
4. Products
5. Video
6. Contact Details

Design Resource

Contemporary Stone Sculpture Camp - Bengaluru

Karnataka Shilpakala Academy Bengaluru

by

Prof. Bibhudutta Baral and Ranjitha M. C.

NID, Bengaluru

Source:

<https://dsource.in/resource/contemporary-stone-sculpture-camp-bengaluru/products>



A bust of Mysuru Maharaja "Nalwadi Krishna Raja Wodeyar" made by Shantha Gowda. S. T. and Sandeep. P.



Contemporary "Leaf" depicted by Suresh B. C. and Yathiraj M.



"Naanu Mathu Kallu" – A highly intensified sculpture that narrates the nature rhythmically in a symbolic manner. Done by the artists Umesh M. S, Gururaj H. S, Sanjay Kumar S. P. and Venkatesh N. Potdar.



Sculpture "Nature" done by the artists Hanamanth D. Badada and Sudhakar Vishwakarma.

1. Introduction
2. Tools and Raw Materials
3. Sculpture Making
4. Products
5. Video
6. Contact Details

Design Resource

Contemporary Stone Sculpture Camp - Bengaluru

Karnataka Shilpakala Academy Bengaluru

by

Prof. Bibhudutta Baral and Ranjitha M. C.

NID, Bengaluru

Source:

<https://dsource.in/resource/contemporary-stone-sculpture-camp-bengaluru/products>


1. Introduction
2. Tools and Raw Materials
3. Sculpture Making
4. Products
5. Video
6. Contact Details



Sculpture "Pure Love" depicted by Jyothi Bharathi P. and Mounesh R. Badiger.



Portrait of "S. G. Shastry" made by the artists Shashidhar Acharya and Vasanth Acharya.



"Sharabha" - Symbolism of Karnataka Soaps & Detergents Ltd. Done by the artists Basavaraj N. S and Prabhu Swamy.

Design Resource

Contemporary Stone Sculpture Camp - Bengaluru

Karnataka Shilpakala Academy Bengaluru

by

Prof. Bibhudutta Baral and Ranjitha M. C.

NID, Bengaluru

Source:

<https://dsource.in/resource/contemporary-stone-sculpture-camp-bengaluru/products>



A contemporary sculpture that portraying the “Soap” - by Shivananda Badiger and Basir Ahmed.



The sculpture “We the people of...” portrays the cultural background with a flair of contemporary thought! – By the artists Shamala Billava and Prabhakar K. Vishwakarma.



Bust of “Sir M. Visvesvaraya” made by the artists Prasanna and Guru G. R.

1. Introduction
2. Tools and Raw Materials
3. Sculpture Making
4. Products
5. Video
6. Contact Details

Design Resource

Contemporary Stone Sculpture Camp - Bengaluru

Karnataka Shilpakala Academy Bengaluru

by

Prof. Bibhudutta Baral and Ranjitha M. C.

NID, Bengaluru

Source:

<https://dsource.in/resource/contemporary-stone-sculpture-camp-bengaluru/video>

Video



Opening Ceremony (KS&DL)



We the People of - Sculpture



M. Vishweshwaraya - Sculpture



Sandal Soap - Sculpture

1. Introduction
2. Tools and Raw Materials
3. Sculpture Making
4. Products
5. Video
6. Contact Details

Design Resource

Contemporary Stone Sculpture Camp - Bengaluru

Karnataka Shilpakala Academy Bengaluru

by

Prof. Bibhudutta Baral and Ranjitha M. C.

NID, Bengaluru

Source:

<https://dsource.in/resource/contemporary-stone-sculpture-camp-bengaluru/video>

1. Introduction
2. Tools and Raw Materials
3. Sculpture Making
4. Products
5. Video
6. Contact Details



Sharabha - Sculpture



S. G. Shastry - Sculpture



Pure Love - Sculpture



Nature with Animals - Sculpture

Design Resource

Contemporary Stone Sculpture Camp - Bengaluru

Karnataka Shilpakala Academy Bengaluru

by

Prof. Bibhudutta Baral and Ranjitha M. C.

NID, Bengaluru

Source:

<https://dsource.in/resource/contemporary-stone-sculpture-camp-bengaluru/video>

1. Introduction
2. Tools and Raw Materials
3. Sculpture Making
4. Products
5. Video
6. Contact Details



Naanu Mathu Kallu - Sculpture



Calla Lily Leaf - Sculpture



Krishna Raja Wodiyar - Sculpture



Kasturi Mriga - Sculpture

Design Resource

Contemporary Stone Sculpture Camp - Bengaluru

Karnataka Shilpakala Academy Bengaluru

by

Prof. Bibhudutta Baral and Ranjitha M. C.

NID, Bengaluru

Source:

<https://dsource.in/resource/contemporary-stone-sculpture-camp-bengaluru/video>

1. Introduction
2. Tools and Raw Materials
3. Sculpture Making
4. Products
5. Video
6. Contact Details



Buddha - Sculpture



Birth - Sculpture



100 Years Old Tree - Sculpture



Closing Ceremony (KS&DL)

Design Resource

Contemporary Stone Sculpture Camp - Bengaluru

Karnataka Shilpakala Academy Bengaluru

by

Prof. Bibhudutta Baral and Ranjitha M. C.

NID, Bengaluru

Source:

<https://dsource.in/resource/contemporary-stone-sculpture-camp-bengaluru/contact-details>

Contact Details

This documentation was done by Prof. Bibhudutta Baral and Ranjitha M. C. at [NID, Bengaluru](#).

You can get in touch with him at [bibhudutta\[at\]nid.edu](mailto:bibhudutta[at]nid.edu)

You can write to the following address regarding suggestions and clarifications:

Key Contacts:

Karnataka Shilpakala Academy

J. C. Road

Bengaluru

Helpdesk Details:

Co-ordinator

Project e-kalpa

R & D Campus

National Institute of Design

#12 HMT Link Road, Off Tumkur Road

Bengaluru 560 022

India

Phone: +91 80 2357 9054

Fax: +91 80 23373086

Email: [dsource.in\[at\]gmail.com](mailto:dsource.in[at]gmail.com)

1. Introduction
2. Tools and Raw Materials
3. Sculpture Making
4. Products
5. Video
6. Contact Details