

Design Resource

## Gemstone Carving - Jaipur

Rich Indian Culture

by

Shri Amrit Sirohiya and Sanmati Hosure

IDC, IIT Bombay

Source:

<https://www.dsource.in/resource/gemstone-carving-jaipur>



1. Introduction
2. Shri Amrit Sirohiya
3. Tools and Raw Materials
4. Gemstone Carving Technique
5. Products
6. Sampoon (NGO)
7. Video
8. Contact Details

Design Resource

## Gemstone Carving - Jaipur

Rich Indian Culture

by

Shri Amrit Sirohiya and Sanmati Hosure  
IDC, IIT Bombay

Source:

<https://www.dsource.in/resource/gemstone-carving-jaipur/introduction>

### 1. Introduction

### 2. Shri Amrit Sirohiya

### 3. Tools and Raw Materials

### 4. Gemstone Carving Technique

### 5. Products

### 6. Sampoon (NGO)

### 7. Video

### 8. Contact Details

## Introduction

The pink city, Jaipur resides in the heart of Rajasthan. Holding the distinction of being the first planned city in India, Jaipur is planned by well-known architect Vidhyadhar Bhattacharya. When the Prince of Wales visited India in 1876, Maharaja Ram Singh of Jaipur painted the entire city pink as a symbol of hospitality. Hence the city is known as the pink city. The capital city of Rajasthan is renowned globally for its coloured gems.

The art of gemstone carving in India is a very ancient tradition dating back to the Indus Valley civilization period when precious and semi-precious stones were first used in jewellery and in decorative art. Jaipur became one of India's most important gem and jewellery export centres. A dynamic transformation and internationalism have modernized manufacturing.

With his imagination and creativity, artist Amrit Lal has worked on a defined shape that highlights minute details and reflects his talent for working with gemstones through the process of carving.

The process of cutting and polishing gems is called gem-cutting or lapidary, while a person who cuts and polishes gems is called a gem cutter or a lapidary. All gems are cut and polished by progressive abrasion using finer and finer grits of harder substances. Other compounds, such as cerium oxide, tin oxide, chromium oxide, and aluminium oxide, are frequently used in polishing gemstones.

Very few artists are involved in gemstone carving art. Shri Amrit Sirohiya from Jaipur is the one who is an expert in carving art. He is the only one from his family who choose this art as his other family members are miniature painters and clay moulding artists. He wanted to experiment with new things in the art field itself. Today he is a very well-known artist, won many awards and participated in national as well as international exhibitions. He established The Creation of Gem Stone Carving Institute which trained around hundred young students.



Amazonite Stone Ganesh Idol.



Design Resource

## Gemstone Carving - Jaipur

Rich Indian Culture

by

Shri Amrit Sirohiya and Sanmati Hosure

IDC, IIT Bombay

Source:

<https://www.dsource.in/resource/gemstone-carving-jaipur/introduction>

1. Introduction
2. Shri Amrit Sirohiya
3. Tools and Raw Materials
4. Gemstone Carving Technique
5. Products
6. Sampoon (NGO)
7. Video
8. Contact Details



Artist working on Radha Krishna idol.



Lord Krishna and Radha Pendant.

Design Resource

## Gemstone Carving - Jaipur

Rich Indian Culture

by

Shri Amrit Sirohiya and Sanmati Hosure

IDC, IIT Bombay

Source:

<https://www.dsource.in/resource/gemstone-carving-jaipur/introduction>

1. Introduction

2. Shri Amrit Sirohiya

3. Tools and Raw Materials

4. Gemstone Carving Technique

5. Products

6. Sampoon (NGO)

7. Video

8. Contact Details



Lord Venkatesh Pendant.



Buddha Sculpture.



Krishna Idol.



Necklaces displayed for sale.



Design Resource

## Gemstone Carving - Jaipur

Rich Indian Culture

by

Shri Amrit Sirohiya and Sanmati Hosure

IDC, IIT Bombay

Source:

<https://www.dsource.in/resource/gemstone-carving-jaipur/introduction>



Necklaces displayed for sale.



Variety of Idols at stall.



Shri Amrit with his stall.

1. Introduction
2. Shri Amrit Sirohiya
3. Tools and Raw Materials
4. Gemstone Carving Technique
5. Products
6. Sampoon (NGO)
7. Video
8. Contact Details



Design Resource

## Gemstone Carving - Jaipur

Rich Indian Culture

by

Shri Amrit Sirohiya and Sanmati Hosure  
IDC, IIT Bombay

Source:

<https://www.dsource.in/resource/gemstone-carving-jaipur/shri-amrit-sirohiya>

1. Introduction
2. Shri Amrit Sirohiya
3. Tools and Raw Materials
4. Gemstone Carving Technique
5. Products
6. Sampoon (NGO)
7. Video
8. Contact Details

## Shri Amrit Sirohiya

Shri Amrit Sirohiya was born on 21 January 1979 in the village of Boraj, Jaipur. In the year 2016, he got the opportunity for recognizing his art of gemstone carving at the national level and was honoured with the National Award by the Ministry of Textiles, the government of India. In 2020 he was also honoured with the Rajasthan Fashion Jewellery Award and the Maharana Sajjan Singh Award of Mewar. This award is given by the Royal family of Maharana Pratap to the selected artists. He is the first and only national awardee in this craft.

In childhood, his father and elder brother, who are miniature painting artists encouraged him. He was also interested in art background but wanted to do something different in this field. After completing his education, he saw his future in gemstone carving art and in the desire to do something different, he focused attention more on sculpture. The nuances of the art and sketching were learned from Shri Radhe Ji Anadi. Senior painter Shri Nathu Lal Verma Ji and Late Padma Shri Arjun Prajapati Ji have been his great source of inspiration and he began the carving from Shri Deepchand Ji.

Amrit has an experience of 27 years in this art working in both types of gems precious and semi-precious gemstones such as ruby, emerald, coral, crystal, agate and lapiz. He is carving idols in gems keeping the themes of gods and goddesses like Ganesh Ji, Radha Krishna, Shiva Parvati, Lord Buddha and realms of nature scenes.

Deeply immersed in his work while listening to Indian classical music he has also shown his exclusive work at numerous exhibitions nationwide in Mumbai, Delhi, Chennai, Bangalore, and Hyderabad as well as overseas in Italy, Germany, China and America. His articles on Ratna Murti Kala have been published in many popular magazines. He has given free training to more than 100 so far, issuing artisan IDs for each through his organization named Creation of Gemstone Carving Institute (CGCI). His wife and daughter are also learning about the art from him.



Design Resource

## Gemstone Carving - Jaipur

Rich Indian Culture

by

Shri Amrit Sirohiya and Sanmati Hosure

IDC, IIT Bombay

Source:

<https://www.dsource.in/resource/gemstone-carving-jaipur/shri-amrit-sirohiya>

Awards:



National Award Certificate.



Maharana Sajjan Singh Award Certificate.

1. Introduction
2. Shri Amrit Sirohiya
3. Tools and Raw Materials
4. Gemstone Carving Technique
5. Products
6. Sampoon (NGO)
7. Video
8. Contact Details



Design Resource

## Gemstone Carving - Jaipur

Rich Indian Culture

by

Shri Amrit Sirohiya and Sanmati Hosure

IDC, IIT Bombay

Source:

<https://www.dsource.in/resource/gemstone-carving-jaipur/shri-amrit-sirohiya>

1. Introduction
2. Shri Amrit Sirohiya
3. Tools and Raw Materials
4. Gemstone Carving Technique
5. Products
6. Sampoon (NGO)
7. Video
8. Contact Details



Raja Bhagwant Das Award.



Maharana Sajjan Singh Mewar Award.



Design Resource

## Gemstone Carving - Jaipur

Rich Indian Culture

by

Shri Amrit Sirohiya and Sanmati Hosure

IDC, IIT Bombay

Source:

<https://www.dsource.in/resource/gemstone-carving-jaipur/shri-amrit-sirohiya>



National Award by the Ministry of Textiles, the government of India.



Maharana Sajjan Singh Award of Mewar.



Rajasthan Fashion Jewellery Award.

1. Introduction
2. Shri Amrit Sirohiya
3. Tools and Raw Materials
4. Gemstone Carving Technique
5. Products
6. Sampoon (NGO)
7. Video
8. Contact Details

Design Resource

## Gemstone Carving - Jaipur

Rich Indian Culture

by

Shri Amrit Sirohiya and Sanmati Hosure

IDC, IIT Bombay

Source:

<https://www.dsource.in/resource/gemstone-carving-jaipur/shri-amrit-sirohiya>

1. Introduction
2. Shri Amrit Sirohiya
3. Tools and Raw Materials
4. Gemstone Carving Technique
5. Products
6. Sampoon (NGO)
7. Video
8. Contact Details

**दैनिक भास्कर** जयपुर सिटी भास्कर 27-10-2020

## एक्ट्रेस पूजा चोपड़ा ने जयपुरी डिजाइन को किया शोकेस

सिटी रिपोर्टर | फेमिना मिस इंडिया वर्ल्ड रह चुकीं और कमांडो, अय्यारी, बबलू वैचलर जैसी फिल्मों में अपनी एक्टिंग से प्रभावित करने वाली एक्ट्रेस पूजा चोपड़ा ने जयपुर में डिग्निटीज को चौंकर किया। वे राजस्थान फैशन डीम्स के राजस्थान फैशन अवॉर्ड्स सीजन-4 में बोल रही थीं। चोपड़ा ने फैशन व लाइफस्टाइल में 25 अवॉर्डों को सम्मानित किया। वहीं मॉडल्स ने फैशन डिजाइनर दीपेश रावत, हीना विलानी, मिनाज, मितुषी, आदित्य सोनी के आउटफिट्स में कैटवॉक कर न्यू ट्रेंड शो केस किए। गौरव प्रताप सिंह व चारु सिंह ने बताया कि वोक्ल फॉर लोकल, आत्मनिर्भर भारत जैसे सब्जेक्ट्स थीम थी। इवेंट के चीफ गेस्ट सुरभि गुप्ता व राम अग्रवाल थे। पूजा चोपड़ा ने फैशन डिजाइनर फरहा अंसारी की ड्रेस पहनी।

ये हुए सम्मानित ललिता कुच्छल, सुमन गट्टानी, शीतल पाटीदार, अमिता हल्दिया, मोहसिन खान, अब्दुल साहिर आदि को अवॉर्ड दिए गए।

जेमस्टोन कारिंग जूवेलरी कैटेगरी में अमृत सिरौहिया को अवॉर्ड मिला।



Article in Dainik Bhaskar, a regional newspaper.



Raja Bhagwant Das Award Ceremony.

Design Resource

## Gemstone Carving - Jaipur

Rich Indian Culture

by

Shri Amrit Sirohiya and Sanmati Hosure

IDC, IIT Bombay

Source:


<https://www.dsource.in/resource/gemstone-carving-jaipur/tools-and-raw-materials>

1. Introduction
2. Shri Amrit Sirohiya
3. Tools and Raw Materials
4. Gemstone Carving Technique
5. Products
6. Sampoon (NGO)
7. Video
8. Contact Details


## Tools and Raw Materials

The tools and raw materials that are used for gemstone carving are:

- **Tooth Chisel:** The tooth chisel is principally used in the geometric reduction of a larger piece of stone.
- **Flat Chisel:** It has a straight edge with a slight bevel. It is the finishing tool used before the final abrasive finishing, rasping, and sanding.
- **Point Chisel:** It is used for the second stage of removal, is a flat straight chisel with slightly bevelled teeth. It removes the primary bulk material and comes in three sizes, small, medium and large.
- **Speciality Chisels:** These are used by intermediate and advanced carvers for added assistance in multiple projects.
- **Hammers:** These come in three weights and are made of soft iron, so the percussion is easier on the stone, tool, and user.



Tooth chisel, Flat chisel and Point chisel.



Hammers and Speciality chisels.



Design Resource

## Gemstone Carving - Jaipur

Rich Indian Culture

by

Shri Amrit Sirohiya and Sanmati Hosure

IDC, IIT Bombay

Source:

<https://www.dsource.in/resource/gemstone-carving-jaipur/tools-and-raw-materials>

1. Introduction
2. Shri Amrit Sirohiya
3. Tools and Raw Materials
4. Gemstone Carving Technique
5. Products
6. Sampoon (NGO)
7. Video
8. Contact Details



Orange calcite mexico raw stone.



Raw stone.



Design Resource

## Gemstone Carving - Jaipur

Rich Indian Culture

by

Shri Amrit Sirohiya and Sanmati Hosure

IDC, IIT Bombay

Source:

<https://www.dsource.in/resource/gemstone-carving-jaipur/tools-and-raw-materials>

1. Introduction
2. Shri Amrit Sirohiya
3. Tools and Raw Materials
4. Gemstone Carving Technique
5. Products
6. Sampoon (NGO)
7. Video
8. Contact Details



Sketch is drawn on the stone before carving.



Artist cutting the stone.



Design Resource

## Gemstone Carving - Jaipur

Rich Indian Culture

by

Shri Amrit Sirohiya and Sanmati Hosure

IDC, IIT Bombay

Source:

<https://www.dsource.in/resource/gemstone-carving-jaipur/tools-and-raw-materials>

1. Introduction
2. Shri Amrit Sirohiya
3. Tools and Raw Materials
4. Gemstone Carving Technique
5. Products
6. Sampoon (NGO)
7. Video
8. Contact Details



Artist's Workplace.



Stone Cutting Machine.



Design Resource

## Gemstone Carving - Jaipur

Rich Indian Culture

by

Shri Amrit Sirohiya and Sanmati Hosure

IDC, IIT Bombay

Source:

<https://www.dsource.in/resource/gemstone-carving-jaipur/tools-and-raw-materials>

1. Introduction
2. Shri Amrit Sirohiya
3. Tools and Raw Materials
4. Gemstone Carving Technique
5. Products
6. Sampoon (NGO)
7. Video
8. Contact Details



Diamond tools used for stone carving.



Idols under process.



Design Resource

## Gemstone Carving - Jaipur

Rich Indian Culture

by

Shri Amrit Sirohiya and Sanmati Hosure

IDC, IIT Bombay


Source:

<https://www.dsource.in/resource/gemstone-carving-jaipur/tools-and-raw-materials>

1. Introduction
2. Shri Amrit Sirohiya
3. Tools and Raw Materials
4. Gemstone Carving Technique
5. Products
6. Sampoon (NGO)
7. Video
8. Contact Details



Different Coloured Raw Stones.



Rose quotes raw stone.



Design Resource

## Gemstone Carving - Jaipur

Rich Indian Culture

by

Shri Amrit Sirohiya and Sanmati Hosure  
IDC, IIT Bombay

Source:

<https://www.dsource.in/resource/gemstone-carving-jaipur/gemstone-carving-technique>

## Gemstone Carving Technique

Gemstones have a varied range including ruby, emerald, quartz, agate, and crystal. Yellow sapphire and blue sapphire are used in precious jewellery. They both are precious and semi-precious.

For the dressing process, the cracks of stone and its colour is taken into consideration. Before working on the subject it is important to draw an outline sketch of it using own imagination. Then the sketch drawn on paper is replicated to the stone with accuracy using the pencil. Afterwards grinder machine is used for roughly cutting the stone with help of water.

The small diamond tools are used to carry out the carving process. These tools create apt detailing to give the sculpture a definite shape. The polishing process of the sculpture is done using green buff. A buffing cloth is attached to the motor and gradually a green-coloured powder is applied to the surface.

Finally, the sculpture is washed with clean water and oiling is done in order to enhance the colour and shine of the piece. It also gives a softness to the sculpture. Gemstones like blue sapphire, ruby or emerald are polished with sandalwood and oil.

The hardship and full concentration of mind are used in transforming a stone into a sculpture.



Amrit Ji working on idol.



Idol making in process.

1. Introduction
2. Shri Amrit Sirohiya
3. Tools and Raw Materials
4. Gemstone Carving Technique
5. Products
6. Sampourn (NGO)
7. Video
8. Contact Details

Design Resource

## Gemstone Carving - Jaipur

Rich Indian Culture

by

Shri Amrit Sirohiya and Sanmati Hosure

IDC, IIT Bombay

Source:

<https://www.dsource.in/resource/gemstone-carving-jaipur/gemstone-carving-technique>

1. Introduction
2. Shri Amrit Sirohiya
3. Tools and Raw Materials
4. Gemstone Carving Technique
5. Products
6. Sampoon (NGO)
7. Video
8. Contact Details



Gemstone Making Process



Design Resource

## Gemstone Carving - Jaipur

Rich Indian Culture

by

Shri Amrit Sirohiya and Sanmati Hosure

IDC, IIT Bombay

Source:

<https://www.dsource.in/resource/gemstone-carving-jaipur/gemstone-carving-technique>

1. Introduction
2. Shri Amrit Sirohiya
3. Tools and Raw Materials
4. Gemstone Carving Technique
5. Products
6. Sampoon (NGO)
7. Video
8. Contact Details



Gemstone Carving Process

Design Resource

## Gemstone Carving - Jaipur

Rich Indian Culture

by

Shri Amrit Sirohiya and Sanmati Hosure

IDC, IIT Bombay

Source:

<https://www.dsource.in/resource/gemstone-carving-jaipur/products>

## Products

Gemstone idols are carved with care and are intricately decorated. A lot of skills and patience are required to carve a small piece of gemstone. An artist needs to take precautions while carving small stones. Mostly, raw stones are imported hence they are very expensive. Due to its preciousness, the cost of the final product is much high as compared to other artificial stones. Artistic skills, hard work and patience make these products stand out high. The products like pendants, earrings, necklaces and bangles, etc. are made by using valuable gemstones. Some products are also customised as per customer's demand.



Amazonite Stone Ganesh Idol.



Crysocola Stone Peacock.

1. Introduction
2. Shri Amrit Sirohiya
3. Tools and Raw Materials
4. Gemstone Carving Technique
5. Products
6. Sampoon (NGO)
7. Video
8. Contact Details



Design Resource

## Gemstone Carving - Jaipur

Rich Indian Culture

by

Shri Amrit Sirohiya and Sanmati Hosure  
IDC, IIT Bombay

Source:

<https://www.dsource.in/resource/gemstone-carving-jaipur/products>

1. Introduction
2. Shri Amrit Sirohiya
3. Tools and Raw Materials
4. Gemstone Carving Technique
5. Products
6. Sampoon (NGO)
7. Video
8. Contact Details



Ganesh Pendant of African Ruby.

वीणा वादिनी मां सरस्वती नमो नमः



Amrit sirohiya

Goddess Saraswati of Rose Quotes Stone.

Design Resource

## Gemstone Carving - Jaipur

Rich Indian Culture

by

Shri Amrit Sirohiya and Sanmati Hosure

IDC, IIT Bombay

Source:

<https://www.dsource.in/resource/gemstone-carving-jaipur/products>

1. Introduction
2. Shri Amrit Sirohiya
3. Tools and Raw Materials
4. Gemstone Carving Technique
5. Products
6. Sampoon (NGO)
7. Video
8. Contact Details



Idols under process.



Jead Stone Idol.



Design Resource

## Gemstone Carving - Jaipur

Rich Indian Culture

by

Shri Amrit Sirohiya and Sanmati Hosure

IDC, IIT Bombay

Source:

<https://www.dsource.in/resource/gemstone-carving-jaipur/products>

1. Introduction
2. Shri Amrit Sirohiya
3. Tools and Raw Materials
4. Gemstone Carving Technique
5. Products
6. Sampoon (NGO)
7. Video
8. Contact Details



Labradoroid Stone Idol.



Orange Calcite Mexico Stone Idol.



Design Resource

## Gemstone Carving - Jaipur

Rich Indian Culture

by

Shri Amrit Sirohiya and Sanmati Hosure

IDC, IIT Bombay

Source:

<https://www.dsource.in/resource/gemstone-carving-jaipur/products>

1. Introduction
2. Shri Amrit Sirohiya
3. Tools and Raw Materials
4. Gemstone Carving Technique
5. Products
6. Sampoon (NGO)
7. Video
8. Contact Details



Pendant of Lapis Lazuli.



Radha Krishna of Suji Light Stone.



Design Resource

## Gemstone Carving - Jaipur

Rich Indian Culture

by

Shri Amrit Sirohiya and Sanmati Hosure  
IDC, IIT Bombay

Source:

<https://www.dsource.in/resource/gemstone-carving-jaipur/products>

1. Introduction
2. Shri Amrit Sirohiya
3. Tools and Raw Materials
4. Gemstone Carving Technique
5. Products
6. Sampoon (NGO)
7. Video
8. Contact Details



Ruby with Rose Quartz Bass, National Award Winning Ganesh Idol.



Turquoise Stone Little Krishna.

Design Resource

## Gemstone Carving - Jaipur

Rich Indian Culture

by

Shri Amrit Sirohiya and Sanmati Hosure

IDC, IIT Bombay

Source:

<https://www.dsource.in/resource/gemstone-carving-jaipur/products>

1. Introduction
2. Shri Amrit Sirohiya
3. Tools and Raw Materials
4. Gemstone Carving Technique
5. Products
6. Sampoon (NGO)
7. Video
8. Contact Details



Ganesh Idol.



Elephant on sides of Ganesh Idol.



Design Resource

## Gemstone Carving - Jaipur

Rich Indian Culture

by

Shri Amrit Sirohiya and Sanmati Hosure

IDC, IIT Bombay

Source:

<https://www.dsource.in/resource/gemstone-carving-jaipur/products>

1. Introduction
2. Shri Amrit Sirohiya
3. Tools and Raw Materials
4. Gemstone Carving Technique
5. Products
6. Sampoon (NGO)
7. Video
8. Contact Details



Back View of Ganesh Idol.



Ganesh Idol.



Design Resource

## Gemstone Carving - Jaipur

Rich Indian Culture

by

Shri Amrit Sirohiya and Sanmati Hosure

IDC, IIT Bombay

Source:

<https://www.dsource.in/resource/gemstone-carving-jaipur/products>

1. Introduction
2. Shri Amrit Sirohiya
3. Tools and Raw Materials
4. Gemstone Carving Technique
5. Products
6. Sampoon (NGO)
7. Video
8. Contact Details



Lord Ganesh.



Lord Ganesh with chariot.



Design Resource

## Gemstone Carving - Jaipur

Rich Indian Culture

by

Shri Amrit Sirohiya and Sanmati Hosure

IDC, IIT Bombay

Source:

<https://www.dsource.in/resource/gemstone-carving-jaipur/products>



Radha and Krishna Idol.



Back View of Radha and Krishna Idol.



Lord Buddha.



Back View of Lord Buddha Idol.

1. Introduction
2. Shri Amrit Sirohiya
3. Tools and Raw Materials
4. Gemstone Carving Technique
5. Products
6. Sampoon (NGO)
7. Video
8. Contact Details



Design Resource

## Gemstone Carving - Jaipur

Rich Indian Culture

by

Shri Amrit Sirohiya and Sanmati Hosure

IDC, IIT Bombay

Source:

<https://www.dsource.in/resource/gemstone-carving-jaipur/products>



Buddha Sculpture.



Buddha Sculpture.



Ganesh Idol.



Surya Dev.

1. Introduction
2. Shri Amrit Sirohiya
3. Tools and Raw Materials
4. Gemstone Carving Technique
5. Products
6. Sampoon (NGO)
7. Video
8. Contact Details



Design Resource

## Gemstone Carving - Jaipur

Rich Indian Culture

by

Shri Amrit Sirohiya and Sanmati Hosure

IDC, IIT Bombay

Source:

<https://www.dsource.in/resource/gemstone-carving-jaipur/products>



Krishna Idol.



Peacock at the back of Krishna idol.



Krishna Playing Flute.



Radha and Krishna Idol.

1. Introduction
2. Shri Amrit Sirohiya
3. Tools and Raw Materials
4. Gemstone Carving Technique
5. Products
6. Sampoon (NGO)
7. Video
8. Contact Details

Design Resource

## Gemstone Carving - Jaipur

Rich Indian Culture

by

Shri Amrit Sirohiya and Sanmati Hosure

IDC, IIT Bombay

Source:

<https://www.dsource.in/resource/gemstone-carving-jaipur/products>

1. Introduction
2. Shri Amrit Sirohiya
3. Tools and Raw Materials
4. Gemstone Carving Technique
5. Products
6. Sampoon (NGO)
7. Video
8. Contact Details



Variety of Idols at stall.



Design Resource

## Gemstone Carving - Jaipur

Rich Indian Culture

by

Shri Amrit Sirohiya and Sanmati Hosure

IDC, IIT Bombay

Source:

<https://www.dsource.in/resource/gemstone-carving-jaipur/products>

1. Introduction
2. Shri Amrit Sirohiya
3. Tools and Raw Materials
4. Gemstone Carving Technique
5. Products
6. Sampoon (NGO)
7. Video
8. Contact Details



Idols at exhibition stall.



Customised pendants kept for sale.



Goddess Saraswati Pendant.



Design Resource

## Gemstone Carving - Jaipur

Rich Indian Culture

by

Shri Amrit Sirohiya and Sanmati Hosure

IDC, IIT Bombay

Source:

<https://www.dsource.in/resource/gemstone-carving-jaipur/products>

1. Introduction
2. Shri Amrit Sirohiya
3. Tools and Raw Materials
4. Gemstone Carving Technique
5. Products
6. Sampoon (NGO)
7. Video
8. Contact Details



Intricately Carved Peacock Pendant.



Lord Ganesh Pendant.



Lord Krishna and Radha Pendant.



Design Resource

## Gemstone Carving - Jaipur

Rich Indian Culture

by

Shri Amrit Sirohiya and Sanmati Hosure

IDC, IIT Bombay

Source:

<https://www.dsource.in/resource/gemstone-carving-jaipur/products>

1. Introduction
2. Shri Amrit Sirohiya
3. Tools and Raw Materials
4. Gemstone Carving Technique
5. Products
6. Sampoon (NGO)
7. Video
8. Contact Details



Lord Venkatesh Pendant.



Necklace with Goddess Saraswati Pendant.



Necklace with Lord Ganesh Pendant.

Design Resource

## Gemstone Carving - Jaipur

Rich Indian Culture

by

Shri Amrit Sirohiya and Sanmati Hosure

IDC, IIT Bombay

Source:

<https://www.dsource.in/resource/gemstone-carving-jaipur/products>



Necklace with Lord Krishna and Radha Pendant.



Necklace with Lord Venkatesh Pendant.



Necklace with Peacock Pendant.



Necklaces displayed for sale.

1. Introduction
2. Shri Amrit Sirohiya
3. Tools and Raw Materials
4. Gemstone Carving Technique
5. Products
6. Sampourn (NGO)
7. Video
8. Contact Details



Design Resource

## Gemstone Carving - Jaipur

Rich Indian Culture

by

Shri Amrit Sirohiya and Sanmati Hosure  
IDC, IIT Bombay

Source:

<https://www.dsource.in/resource/gemstone-carving-jaipur/products>



Necklaces displayed for sale.



Necklaces displayed for sale.



Peacock Pendant.

1. Introduction
2. Shri Amrit Sirohiya
3. Tools and Raw Materials
4. Gemstone Carving Technique
5. Products
6. Sampoon (NGO)
7. Video
8. Contact Details

Design Resource

## Gemstone Carving - Jaipur

Rich Indian Culture

by

Shri Amrit Sirohiya and Sanmati Hosure  
IDC, IIT Bombay

Source:

<https://www.dsource.in/resource/gemstone-carving-jaipur/sampoorn-ngo>

## Sampoorn (NGO)

Sampoorn, a society for Crafts and Crafts People is an NGO and non-profit organization registered with the Development Commissioner Ministry of Textiles, Govt. of India and the World Craft Council. It was formed and established in 2000 and registered in 2006 as a society (BLU-529-2006-2007). It is formed specially to encourage the Indian Heritage, Arts and Crafts from all over the country, especially the rural arts and crafts providing a platform for the artisans to showcase and promote the same.

Bengaluru-based voluntary NGO, working in the crafts sector for the promotion and development of crafts and the welfare of craftspersons. It is involved in the areas of craft documentation, design and product development, marketing, training of craftspersons and upgradation of skills, tools and technology. The society is in the process of collecting, circulating the statistics and issuing the bulletin and circulars with respect to handicrafts. The society conducts various workshops, Seminars, and holds a craft bazaar / Fair / Mela to promote and showcase the Indian Heritage Arts and Crafts.

**Chhatrapati Shivaji Maharaj Vastu Sangrahalaya** in association with Sampoorn held the 'Rajasthani Crafts Mela' from 13th to 16th Oct 2022 at Coomaraswamy Hall, CSMVS, Mumbai. They brought the best of Rajasthani handicrafts, decors, textiles, and other exquisite creations at the Rajasthani Crafts Mela! To name a few gemstone carvings, pichhwai paintings, miniature paintings, tribal jewellery, block print and dyed fabrics, etc. and many more handicraft stalls were exhibited in the Mela. Art lovers enjoyed the arts and crafts of Rajasthan in the city of Mumbai!



Exhibition Hall.

1. Introduction
2. Shri Amrit Sirohiya
3. Tools and Raw Materials
4. Gemstone Carving Technique
5. Products
6. Sampoorn (NGO)
7. Video
8. Contact Details



Design Resource

## Gemstone Carving - Jaipur

Rich Indian Culture

by

Shri Amrit Sirohiya and Sanmati Hosure

IDC, IIT Bombay

Source:

<https://www.dsource.in/resource/gemstone-carving-jaipur/sampoorn-ngo>

1. Introduction
2. Shri Amrit Sirohiya
3. Tools and Raw Materials
4. Gemstone Carving Technique
5. Products
6. Sampoorn (NGO)
7. Video
8. Contact Details



Fabric Stall.



Gemstone Carving Stall.



Gemstone Jewellery.



Leather Footwear Stall.



Design Resource

## Gemstone Carving - Jaipur

Rich Indian Culture

by

Shri Amrit Sirohiya and Sanmati Hosure

IDC, IIT Bombay

Source:

<https://www.dsource.in/resource/gemstone-carving-jaipur/sampoorn-ngo>



Leather Purse Stall.



Miniature Painting Stall.



Mr Sudarshan.



Pichwai Painting Stall.

1. Introduction
2. Shri Amrit Sirohiya
3. Tools and Raw Materials
4. Gemstone Carving Technique
5. Products
6. Sampoorn (NGO)
7. Video
8. Contact Details



Design Resource

## Gemstone Carving - Jaipur

Rich Indian Culture

by

Shri Amrit Sirohiya and Sanmati Hosure  
IDC, IIT Bombay

Source:

<https://www.dsource.in/resource/gemstone-carving-jaipur/sampoorn-ngo>

1. Introduction
2. Shri Amrit Sirohiya
3. Tools and Raw Materials
4. Gemstone Carving Technique
5. Products
6. Sampoorn (NGO)
7. Video
8. Contact Details

CHHATRAPATI SHIVAJI MAHARAJ VASTU SANGRAHALAYA, MUMBAI  
IN COLLABORATION WITH SAMPOORN INVITES YOU TO



# Rajasthani Crafts Mela

**Thursday-Sunday  
13-16 October 2022  
11 am to 7 pm daily**

At the Coomaraswamy Hall  
CSMVS  
159-161, Mahatma Gandhi Road,  
Mumbai-400001

Pichwai painting . Jaipur blue pottery . Miniature paintings . Applique work home furnishing . Harmada leather bags . Printed and dyed fabrics . Shibori work fabric and sarees. Embroidered fabric . Indigo dyed fabric . Intricate zari work . Meenakari work . Bagru print fabric . Silver and Stone Jewellery . Sarees. Tribal Jewellery . Gifts for Diwali

This Mela is organized as an outreach programme for the special exhibition *Garden and Cosmos - Royal Paintings from Jodhpur-Marwar* in the CSMVS Museum



Rajasthani Crafts Mela.



Visitors at exhibition.

Design Resource

## Gemstone Carving - Jaipur

Rich Indian Culture

by

Shri Amrit Sirohiya and Sanmati Hosure

IDC, IIT Bombay

Source:

<https://www.dsource.in/resource/gemstone-carving-jaipur/sampoorn-ngo>

1. Introduction
2. Shri Amrit Sirohiya
3. Tools and Raw Materials
4. Gemstone Carving Technique
5. Products
6. Sampoorn (NGO)
7. Video
8. Contact Details



About Sampoorn by Sudarshan



Design Resource

## Gemstone Carving - Jaipur

Rich Indian Culture

by

Shri Amrit Sirohiya and Sanmati Hosure

IDC, IIT Bombay

Source:

<https://www.dsource.in/resource/gemstone-carving-jaipur/video>

## Video



Shri Amrit Sirohiya



Gemstone Making Process



Gemstone Carving Process



Shri Amrit's Awards

1. Introduction
2. Shri Amrit Sirohiya
3. Tools and Raw Materials
4. Gemstone Carving Technique
5. Products
6. Sampoon (NGO)
7. Video
8. Contact Details

Design Resource

## Gemstone Carving - Jaipur

Rich Indian Culture

by

Shri Amrit Sirohiya and Sanmati Hosure

IDC, IIT Bombay

Source:

<https://www.dsource.in/resource/gemstone-carving-jaipur/video>

1. Introduction
2. Shri Amrit Sirohiya
3. Tools and Raw Materials
4. Gemstone Carving Technique
5. Products
6. Sampoon (NGO)
7. Video
8. Contact Details



About Sampoon by Sudarshan



Design Resource

## Gemstone Carving - Jaipur

Rich Indian Culture

by

Shri Amrit Sirohiya and Sanmati Hosure

IDC, IIT Bombay

Source:

<https://www.dsource.in/resource/gemstone-carving-jaipur/contact-details>

## Contact Details

This documentation and content was done by Shri Amrit Sirohiya and Sanmati Hosure at **IDC, IIT Bombay**.

You can get in touch with him at [amritcreation79\[at\]gmail.com](mailto:amritcreation79[at]gmail.com)

You can write to the following address regarding suggestions and clarifications:

### Key Contacts:

#### Shri Amrit Sirohiya

D-9, Raghunath Vihar,  
Sirsi Road, Panchyawala,  
Jaipur, Rajasthan

Mobile: 9829337548 / 8619120189

Insta: @amrit.gemsgallery

#### Sampoorn (NGO)

003, Skyline Chalet,  
2/1-12, (O.V.H. Road),  
Diwan Madhava Rao Road,  
Opp. M.N.K. Park,  
Basavanagudi, Bengaluru - 4

Phone: 080 26623038®

Email: [secretary\[at\]sampoorn.org](mailto:secretary[at]sampoorn.org)

<https://www.facebook.com/sampoorncrafts>

#### Ms. Shalini Sudarshan

Secretary

Mobile: 094803 37734

1. Introduction
2. Shri Amrit Sirohiya
3. Tools and Raw Materials
4. Gemstone Carving Technique
5. Products
6. Sampoorn (NGO)
7. Video
8. Contact Details

Design Resource

## Gemstone Carving - Jaipur

Rich Indian Culture

by

Shri Amrit Sirohiya and Sanmati Hosure

IDC, IIT Bombay

### Helpdesk Details:

Co-ordinator

Project e-kalpa

Industrial Design Centre

IIT Bombay

Powai

Mumbai 4000 076

India

Phone: 091-22-25767820/ 7801/ 7802

Fax: 091-22-25767803

Email: [dsource.in\[at\]gmail.com](mailto:dsource.in[at]gmail.com)

### Source:

<https://www.dsource.in/resource/gemstone-carving-jaipur/contact-details>

1. Introduction
2. Shri Amrit Sirohiya
3. Tools and Raw Materials
4. Gemstone Carving Technique
5. Products
6. Sampoon (NGO)
7. Video
8. Contact Details