

Design Resource

Mangalsutra - Goa

Imitation Jewellery

by

Prof. Bibhudutta Baral and Srikanth B
NID, Bengaluru

Source:

<https://dsource.in/resource/mangalsutra-go>



1. Introduction
2. Tools and Raw Materials
3. Making Process
4. Products
5. Video
6. Contact Details

Design Resource

Mangalsutra - Goa

Imitation Jewellery

by

Prof. Bibhudutta Baral and Srikanth B

NID, Bengaluru

Source:

<https://dsource.in/resource/mangalsutra-goa/introduction>

Introduction

Some accessories hold a vital role in the life of Indian married women. It is a must to wear toe rings, earrings, anklets, bangles, etc., for a woman as they have a significant role. Mangalsutra is one among them that holds the utmost position. It has got both psychological and religious importance in Hindu tradition. Mangalsutra virtually symbolizes goodwill and love for the married woman. It is traditionally tied by the groom to the bride during the auspicious ceremony of marriage. As per the traditions, it is worn for the good health and long life of the husband. The origin of mangalsutra dates back to the 6th century AD. Earlier it was only the yellow thread that was tied to the bride before mangalsutra came into existence. The sole purpose was to protect the couple from the evil eye. Thus, even today in South India, a women's neck is often seen as a yellow thread with a gold pendant.

Mangalsutra is just not a piece of jewelry that is worn by the woman, but it is considered as the most important ornament 'soubhagyalankar' that tells the world that the wearer of this ornament is a married woman. 'Mangal' means auspicious, and 'sutra' means thread. In the wedding ceremony groom ties this auspicious thread around the neck of the bride. It is considered that this thread is tied with the belief that it is responsible for the well-being of his life. Generally, the length of mangalsutra is reaching the woman's chest. It may also be worn just like a necklace around the neck. Usually, the pendant is attached at its end that is either made of gold or gold along with the diamonds. Traditionally it is said that the woman is never supposed to part with her mangalsutra as long as her husband is alive. It has become mandatory for the widow to discard mangalsutra. It is believed to be the ill omen if the sacred thread of mangalsutra is broken for some reason.

The traditional design of mangalsutra consists of nine black beads intermixed with nine gold beads. These nine beads represent the nine forms of primal energy or Adishakti. It is believed that the black beads include the energies of the earth and water elements. The gold beads include the energies of fire and air elements. All these four elements attract and absorb all the negative energies directed at the newly married couple. This way mangalsutra ensures protection from evil.

Mangalsutra has an immense value which is beyond the value of all the other jewelries. The traditional bowl-shaped gold pendant has been replaced with many other stylish designs. Though the pendant has differed, the black beads remain the same. Thus the design and size of mangalsutra vary from state to state and region to region. Ms. Serafina D'souza is an artist from Arpora village, Bardez Taluka of North Goa. Since her school days, she is into imitation jewellery making specially mangalsutra. It is made of golden and black color beads. She follows the traditional Maharashtrian style. The designs of Maharashtrian mangalsutra are simple and adorning from the beginning. However, these days there are several designs of mangalsutra. Some of the best designs among several designs in the Maharashtrian style of mangalsutra are The shell charm, Kolhapuri, Fancy charm, Trio pendant, Gold bold, Threaded, Chain style, Peacock mangalsutra, Curvy floral mangalsutra, Saaj design, Peshwai mangalsutra, Sunflower, Pearl and diamond, Vati mangalsutra, Three string mangalsutra.

1. Introduction

2. Tools and Raw Materials

3. Making Process

4. Products

5. Video

6. Contact Details

Design Resource

Mangalsutra - Goa

Imitation Jewellery

by

Prof. Bibhudutta Baral and Srikanth B

NID, Bengaluru

Source:

<https://dsource.in/resource/mangalsutra-goa/introduction>

1. Introduction
2. Tools and Raw Materials
3. Making Process
4. Products
5. Video
6. Contact Details



Ms. Sera D'souza, mangalsutra making artist.



Artificial beads and other materials used for mangalsutra making.

Design Resource

Mangalsutra - Goa

Imitation Jewellery

by

Prof. Bibhudutta Baral and Srikanth B

NID, Bengaluru

Source:

<https://dsource.in/resource/mangalsutra-goa/tools-and-raw-materials>

1. Introduction
2. Tools and Raw Materials
3. Making Process
4. Products
5. Video
6. Contact Details

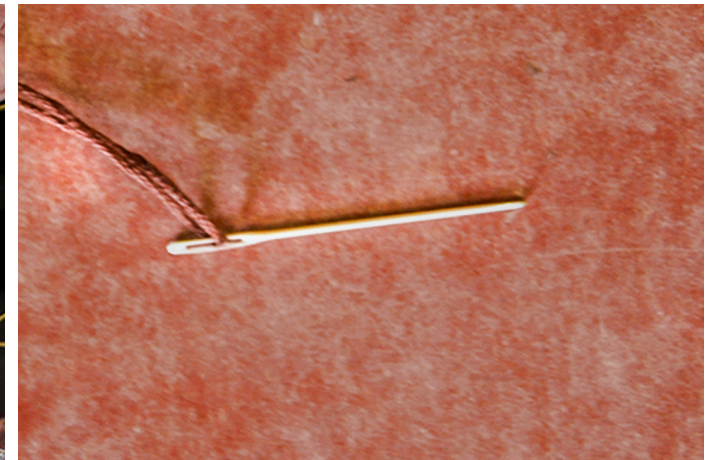
Tools and Raw Materials

Tools and Raw Materials used for mangalsutra making are as follows:

- **Thread/wire:** It is the basic material used for making mangalsutra.
- **Needle:** It is used for inserting the beads.
- **Scissor:** The excess thread is cut by using scissor.
- **Beads of Golden and Black Colour:** These are the beads used in the making of Maharashtrian style of Mangalsutra.



A scissor is used in cutting the threads.



The needle is used to pour the beads in the thread.

Design Resource

Mangalsutra - Goa

Imitation Jewellery

by

Prof. Bibhudutta Baral and Srikanth B

NID, Bengaluru

Source:

<https://dsource.in/resource/mangalsutra-goa/tools-and-raw-materials>

1. Introduction
2. Tools and Raw Materials
3. Making Process
4. Products
5. Video
6. Contact Details



Artificial beads are used in mangalsutra making.

Design Resource

Mangalsutra - Goa

Imitation Jewellery

by

Prof. Bibhudutta Baral and Srikanth B
NID, Bengaluru

Source:

<https://dsource.in/resource/mangalsutra-goa/making-process>

Making Process

The required length of nylon thread is taken. Double strand thread is made, and a knot is put at its end. Such two threads with the needle are taken. A preferred design pendant is bought, which has a loop on either side. The two threads are inserted on the right side of the pendant's loop. Multiple knots are made to that loop for tightness. By using both the threads, a single golden-colored bead is inserted, which settles beside the pendant. Later in one of the threads, one golden color bead and two black beads are inserted, and in the other thread, only one golden bead is inserted, and that thread is inserted inside the black beads (with the help of the needle) that are inserted in the other thread. This method makes the black beads form a knot using both the threads in a designer way. This method of inserting the beads and knotting firmly is carried throughout the desired length, and in the end, the chain that is made is knotted to the left side of the pendant's loop firmly. The excess thread is cut off. Thus a mangalsutra is made.



Artisan is tying the thread into the artificial small ring.

1. Introduction
2. Tools and Raw Materials
3. Making Process
4. Products
5. Video
6. Contact Details

Design Resource

Mangalsutra - Goa

Imitation Jewellery

by

Prof. Bibhudutta Baral and Srikanth B
NID, Bengaluru

Source:

<https://dsource.in/resource/mangalsutra-goa/making-process>

1. Introduction
2. Tools and Raw Materials
3. Making Process
4. Products
5. Video
6. Contact Details



Artificial beads are inserted into the thread with the needle.



The artist inserting the gold and black colour beads.

Design Resource

Mangalsutra - Goa

Imitation Jewellery

by

Prof. Bibhudutta Baral and Srikanth B

NID, Bengaluru

Source:

<https://dsource.in/resource/mangalsutra-goa/making-process>

1. Introduction
2. Tools and Raw Materials
3. Making Process
4. Products
5. Video
6. Contact Details



A design pattern is made while inserting beads.



The process continues until the required length is obtained.

Design Resource

Mangalsutra - Goa

Imitation Jewellery

by


Prof. Bibhudutta Baral and Srikanth B

NID, Bengaluru

Source:

<https://dsource.in/resource/mangalsutra-goa/making-process>

1. Introduction
2. Tools and Raw Materials
3. Making Process
4. Products
5. Video
6. Contact Details



The view of beads mangalsutra design.

Design Resource

Mangalsutra - Goa

Imitation Jewellery

by

Prof. Bibhudutta Baral and Srikanth B

NID, Bengaluru

Source:

<https://dsource.in/resource/mangalsutra-goa/making-process>

1. Introduction
2. Tools and Raw Materials
3. Making Process
4. Products
5. Video
6. Contact Details



In the end, the artist fixes the locking thread to the mangalsutra.



The final product of handmade mangalsutra.

Design Resource

Mangalsutra - Goa

Imitation Jewellery

by

Prof. Bibhudutta Baral and Srikanth B
NID, Bengaluru

Source:

<https://dsource.in/resource/mangalsutra-goa/products>

Products

Mrs. Serafina D'souza from Goa prepares the fashionable mangalsutras in Maharashtrian style using very minimal materials. They are beautiful and suit all the outfits. These mangalsutra varies in costs depending on the length and design of it. The cost of mangalsutra starts from INR.700. This is usually worn by Hindus and even the Catholics residing in Goa.



Artist showing beautifully handmade mangalsutra.

1. Introduction
2. Tools and Raw Materials
3. Making Process
4. Products
5. Video
6. Contact Details

Design Resource

Mangalsutra - Goa

Imitation Jewellery

by


Prof. Bibhudutta Baral and Srikanth B

NID, Bengaluru

Source:

<https://dsource.in/resource/mangalsutra-goa/video>

Video



Mangalsutra - Goa

1. Introduction
2. Tools and Raw Materials
3. Making Process
4. Products
5. Video
6. Contact Details

Design Resource

Mangalsutra - Goa

Imitation Jewellery

by

Prof. Bibhudutta Baral and Srikanth B

NID, Bengaluru

Source:

<https://dsource.in/resource/mangalsutra-goa/contact-details>

Contact Details

This documentation was done by Professor Bibhudutta Baral and Srikanth B at [NID, Bengaluru](#).

You can get in touch with him at [bibhudutta\[at\]nid.edu](mailto:bibhudutta[at]nid.edu)

You can write to the following address regarding suggestions and clarifications:

Key Contacts:

Ms. Serafina D'souza
H. No 283 Tambudki,
Arpora Bardez, Goa
Maharashtra, India
Mobile: 09822183416

Helpdesk Details:

Co-ordinator
Project e-kalpa
R & D Campus
National Institute of Design
#12 HMT Link Road, Off Tumkur Road
Bengaluru 560 022
India

Phone: +91 80 2357 9054

Fax: +91 80 23373086

Email: [dsource.in\[at\]gmail.com](mailto:dsource.in[at]gmail.com)

1. Introduction
2. Tools and Raw Materials
3. Making Process
4. Products
5. Video
6. Contact Details