

Design Resource

Punki and Thulma - Dharamghar

Blanket Weaving

by

Prof. Bibhudutta Baral

NID, Bengaluru

Source:

<http://www.dsource.in/resource/punki-and-thulma-dharamghar>

1. Introduction
2. Location Map
3. Tools and Raw Materials
4. Making Process
5. Products
6. Contact Details



Design Resource

Punki and Thulma - Dharamghar

Blanket Weaving

by

Prof. Bibhudutta Baral

NID, Bengaluru

Source:

<http://www.dsource.in/resource/punki-and-thulma-dharamghar/introduction>


Introduction

Arts and Crafts of Uttarakhand have their own unique identity. Decorative jewelry making, painting, wood carving, candle making, and also arts like dance and music adds weight to the cultural heritage of Uttarakhand. Handicrafts include utility items like windows, doors, rugs, copper utensils, baskets, carpets, or the folk art like Aipan with the unique touch of the Uttarakhand art.

Thulma Blankets:

Uttarakhand involves in producing apparel grade wool, which is known to be the finest variety of wool. The blanket is specialized for its fine quality hairy effect, bright color combinations and captivating motifs. Women in the village weave Thulma carpets with lot of patience and outmost care, wherein men helps in spinning yarn. Majority of men population involve in farming and sheep rearing. In earlier days, these blankets were woven with white wool or uncolored wool, but with customer's demand it is also weaved with dyed wool with bright red, blue, pink, black and green.

Detailed sketch illustration of Thulma weaving process.



Detailed sketch illustration of Thulma weaving process.

1. Introduction
2. Location Map
3. Tools and Raw Materials
4. Making Process
5. Products
6. Contact Details

Design Resource

Punki and Thulma - Dharamghar

Blanket Weaving

by

Prof. Bibhudutta Baral

NID, Bengaluru

Source:

<http://www.dsource.in/resource/punki-and-thulma-dharamghar/introduction>

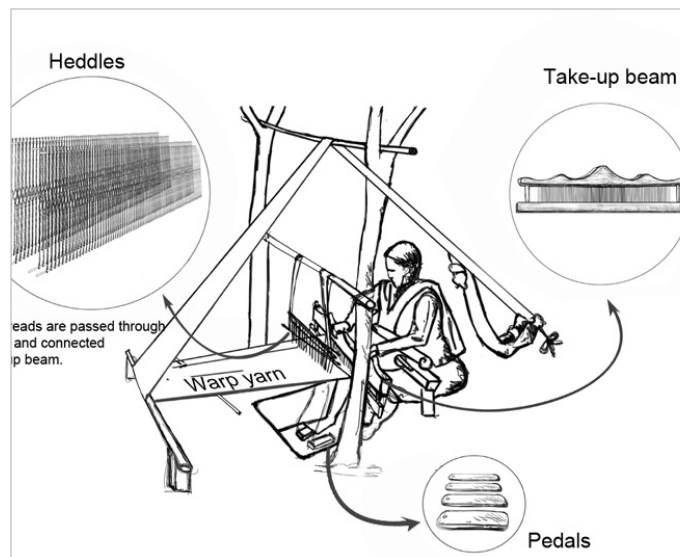


Colorfully hand-woven Thulma sofa cover.



Traditional weaving loom.

1. Introduction
2. Location Map
3. Tools and Raw Materials
4. Making Process
5. Products
6. Contact Details



Detailed sketch illustration of Thulma weaving process.



Artisans with their finished product.



Production area, the loom arranged in open space.



Local Dwelling of village people.

Design Resource

Punki and Thulma - Dharamghar

Blanket Weaving

by

Prof. Bibhudutta Baral

NID, Bengaluru

Source:

<http://www.dsource.in/resource/punki-and-thulma-dharamghar/location-map>

Location Map



Design Resource

Punki and Thulma - Dharamghar

Blanket Weaving

by

Prof. Bibhudutta Baral

NID, Bengaluru

Source:

<http://www.dsource.in/resource/punki-and-thulma-dharamghar/tools-and-raw-materials>

Tools and Materials

The tools and raw materials are provided by the 'Gandhi Ashram Khadighram Udyog'. Processed wool and tools are provided to the villagers. The tools are manufactured by local people whereas; the wool is bought from Dehradun.

The tools and materials used are:

Wool:

It is used to weave the blanket.

Kayun (Comb or brush):

Pointed tooth brush used to brush the weaved blanket.

Punja:

It is used to beat on the weaved thread.

Scissors:

It is used to trim the fiber.

Knife:

It is used to cut the thread.

Weaving Loom:

It is used to weave the carpet.

Fly shuttle:

Its used while weaving.

Biring:

Bamboo stick used while weaving to maintain the stiffness on the weaved blanket.

Katliya:

Spindle on which the thread is spun manually.

1. Introduction

2. Location Map

3. **Tools and Raw Materials**

4. Making Process

5. Products

6. Contact Details

Design Resource

Punki and Thulma - Dharamghar

Blanket Weaving

by

Prof. Bibhudutta Baral

NID, Bengaluru

Source:

<http://www.dsource.in/resource/punki-and-thulma-dharamghar/tools-and-raw-materials>

1. Introduction
2. Location Map
3. **Tools and Raw Materials**
4. Making Process
5. Products
6. Contact Details



Pointed nail brush used to brush the blanket.



Long pointed scissors.



Panja a fork like tool used in beating on the woven threads.



Knife used to cut the woolen thread.

Design Resource

Punki and Thulma - Dharamghar

Blanket Weaving

by

Prof. Bibhudutta Baral

NID, Bengaluru

Source:

<http://www.dsource.in/resource/punki-and-thulma-dharamghar/tools-and-raw-materials>

1. Introduction
2. Location Map
3. **Tools and Raw Materials**
4. Making Process
5. Products
6. Contact Details



Brush made of pointed sticks covered with leather pouch.



Tool used to prepare the warp.



Sample of wool sheep.



Dyed colorful woolen threads.

Design Resource

Punki and Thulma - Dharamghar

Blanket Weaving

by

Prof. Bibhudutta Baral

NID, Bengaluru

Source:

<http://www.dsource.in/resource/punki-and-thulma-dharamghar/making-process>

Making Process

Thulma blanket weaving is an important source of income for the displaced Tibetan Community. The foundation of the blanket weaving is done by cotton thread. The wool is bought from, Tibet and Dharchula by Gandhi ashram khadi uddyog (NGO). The processed wool is provided to the villages by the 'NGO' to weave the blanket.

The artisan spins the processed wool in to thread using the traditional method of hand spinning. This hand spin threads is used in fly/throw shuttle while weaving. Threads which are attached to the loom to weave the blanket is spun in charkha machine. The threads are attached to the weaving loom to weave them into Blanket. A wooden log is fixed to the ground to which the warp is tied. This warp is attached to the weaving loom through the four reed .The weaver uses 4 pedaled pit looms to weave the blanket. While weaving a bamboo stick is fixed on woven blanket to maintain the stiffness of the blanket. Woolen thread is arranged on a bamboo stick, which is inserted in the fly/throw shuttle and used while weaving. The wool is weaved into long strips of blanket. Once the weaving is complete the blanket is washed to remove the extra fiber and dried in the sun. Blanket is brushed with a pointed teeth brush on the upper surface, to bring out the hairy texture. This method of washing and brushing is continued until the soft bushiness of the wool is felt.

After the brushing process is done four strips of blanket is stitched together and converted into a big Thulma blanket. This blanket is not dyed in color, they are basically weaved in white woolen thread. Dying is done by the NGO according to the customer's demand after weaving.

After the brushing process is done four strips of blanket is stitched together and converted into a big Thulma blanket. This blanket is not dyed in color, they are basically weaved in white woolen thread. Dying is done by the NGO according to the customer's demand after weaving.

1. Introduction
2. Location Map
3. Tools and Raw Materials
4. **Making Process**
5. Products
6. Contact Details

Design Resource

Punki and Thulma - Dharamghar

Blanket Weaving

by

Prof. Bibhudutta Baral

NID, Bengaluru

Source:

<http://www.dsource.in/resource/punki-and-thulma-dharamghar/making-process>

1. Introduction
2. Location Map
3. Tools and Raw Materials
4. **Making Process**
5. Products
6. Contact Details



Wool is converted into thin thread.



Artisan uses charkha machine to spin the wool into thread.



Traditional method of spinning the thread manually.



Woolen thread is arranged on a bamboo stick.

Design Resource

Punki and Thulma - Dharamghar

Blanket Weaving

by

Prof. Bibhudutta Baral

NID, Bengaluru

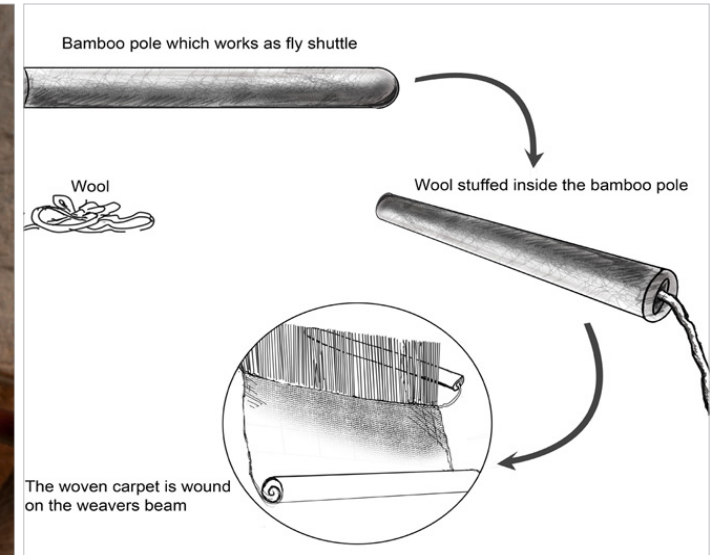
Source:

<http://www.dsource.in/resource/punki-and-thulma-dharamghar/making-process>

1. Introduction
2. Location Map
3. Tools and Raw Materials
4. **Making Process**
5. Products
6. Contact Details



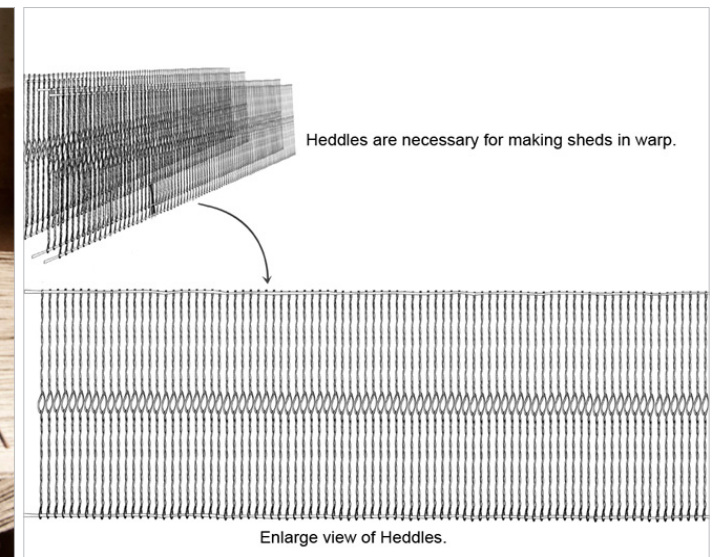
Woolen thread is stuffed into the fly/throw shuttle (which is a bamboo pole).



Bamboo pole which works as fly-shuttle.



Artisan involved in blanket weaving.



Warp threads are passed through the heddles.

Design Resource

Punki and Thulma - Dharamghar

Blanket Weaving

by

Prof. Bibhudutta Baral

NID, Bengaluru

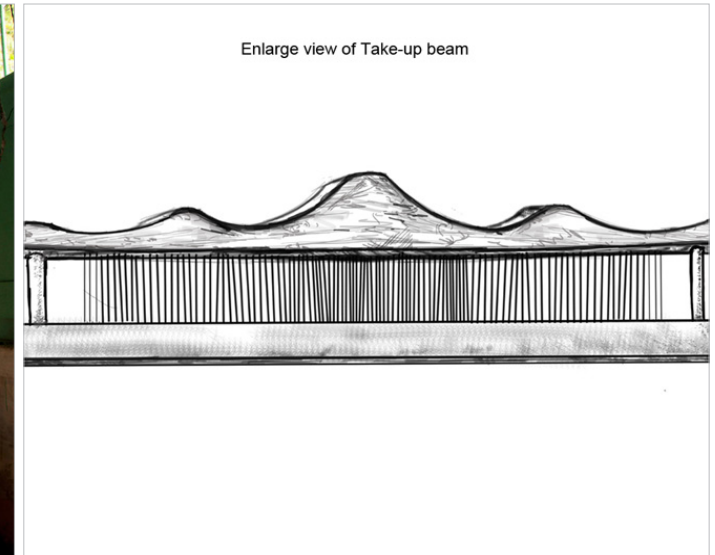
Source:

<http://www.dsource.in/resource/punki-and-thulma-dharamghar/making-process>

1. Introduction
2. Location Map
3. Tools and Raw Materials
4. **Making Process**
5. Products
6. Contact Details



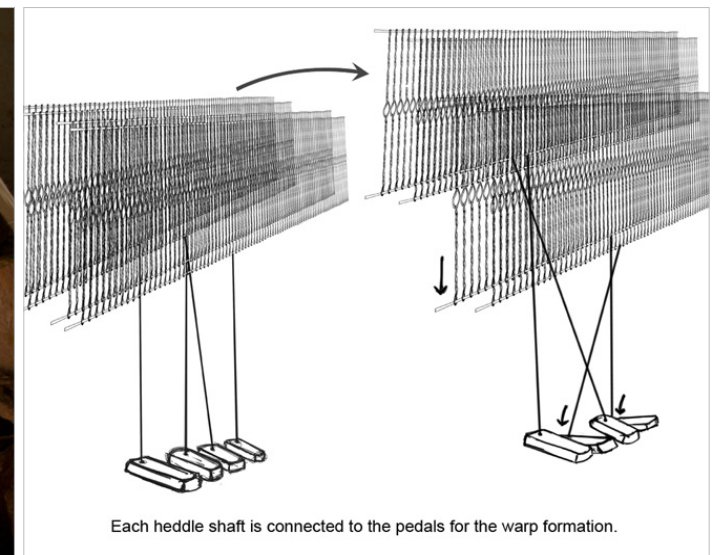
The threads passed through heddles and connected to take-up beam.



Clear sketch of take-up beam.



Artisan used four-pedaled loom to weave.



Pedal movements help to open warp shed.

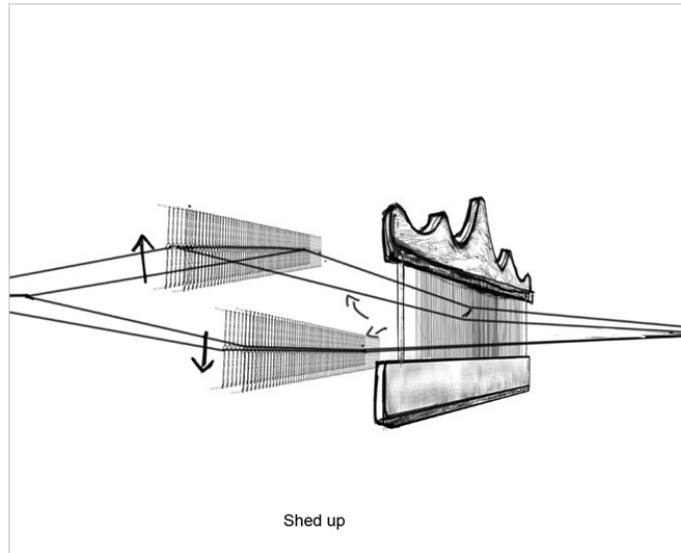
Design Resource

Punki and Thulma - Dharamghar

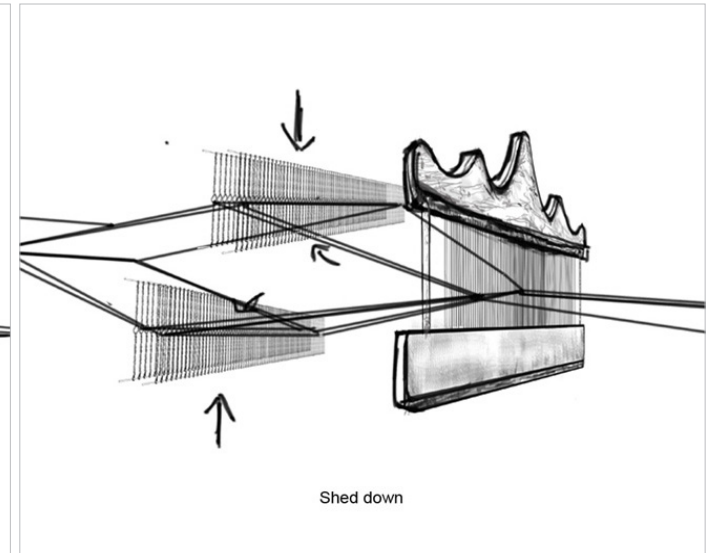
Blanket Weaving

by
Prof. Bibhudutta Baral
NID, Bengaluru

Source:
<http://www.dsource.in/resource/punki-and-thulma-dharamghar/making-process>



Opened warp shed.



Warp shed interlocks weft thread.

1. Introduction
2. Location Map
3. Tools and Raw Materials
4. **Making Process**
5. Products
6. Contact Details



The finished blanket is brushed using the pointed nail brush.



Woven carpet is removed and rolled.

Design Resource

Punki and Thulma - Dharamghar

Blanket Weaving

by

Prof. Bibhudutta Baral

NID, Bengaluru

Source:

<http://www.dsource.in/resource/punki-and-thulma-dharamghar/making-process>

1. Introduction
2. Location Map
3. Tools and Raw Materials
4. **Making Process**
5. Products
6. Contact Details



Thulma blankets are basically made from white wool.



Collection of Thulma products in a store.

Design Resource

Punki and Thulma - Dharamghar

Blanket Weaving

by

Prof. Bibhudutta Baral

NID, Bengaluru

Source:

<http://www.dsource.in/resource/punki-and-thulma-dharamghar/products>

Products

The main traditional products are Thulma Blanket. The traditional blankets are basically made of white woolen thread. Later, due to change in trend, artisans started weaving these blankets with dyed thread as well. Thulma blankets are valued possessions for the people of Dharamgarh and it is gifted to the groom's family at the time of marriage.

The other Products made of Thulma are:

1. Carpets made of different size and shapes.
2. Sofa covers.
3. Blankets.



Plain Thulma blanket woven with white wool.

1. Introduction
2. Location Map
3. Tools and Raw Materials
4. Making Process
5. **Products**
6. Contact Details

Design Resource

Punki and Thulma - Dharamghar

Blanket Weaving

by

Prof. Bibhudutta Baral

NID, Bengaluru

Source:

<http://www.dsource.in/resource/punki-and-thulma-dharamghar/products>

1. Introduction
2. Location Map
3. Tools and Raw Materials
4. Making Process
5. **Products**
6. Contact Details



Colorful sofa cover with floral design.



Collections of various products of Thulma displayed in a shop.



Blankets made of dyed woolen thread.

Design Resource

Punki and Thulma - Dharamghar

Blanket Weaving

by
Prof. Bibhudutta Baral
NID, Bengaluru

Source:
<http://www.dsource.in/resource/punki-and-thulma-dharamghar/contact-details>

Contact Details

This documentation was done by Professor Bibhudutta Baral, Shivangi Sharma, Smitha S. and Shruti K., **NID R&D Campus, Bengaluru.**

You can get in touch with him at [bibhudutta\[at\]nid.edu](mailto:bibhudutta[at]nid.edu)

You could write to the following address regarding suggestions and clarifications:

Helpdesk Details:
Co-ordinator
Project e-kalpa
R & D Campus
National Institute of Design
#12 HMT Link Road, Off Tumkur Road
Bengaluru 560 022
India

Phone: +91 80 2357 9054
Fax: +91 80 23373086
Email: [dsource.in\[at\]gmail.com](mailto:dsource.in[at]gmail.com)

1. Introduction
2. Location Map
3. Tools and Raw Materials
4. Making Process
5. Products
6. **Contact Details**