

Design Resource

Zari Zardozi Embroidery - Bhopal, Madhya Pradesh

Zardozi - A Style of Embroidery

by

Prof. Bibhudutta Baral and Manasa K. H.
NID, Bengaluru

Source:

<https://dsource.in/resource/zari-zardozi-embroidery-bhopal-madhya-pradesh>



1. Introduction
2. Tools and Raw Materials
3. Making Process
4. Products
5. Video
6. Contact Details

Design Resource

Zari Zardozi Embroidery - Bhopal, Madhya Pradesh

Zardozi - A Style of Embroidery

by

Prof. Bibhudutta Baral and Manasa K. H.
NID, Bengaluru

Source:

<https://dsource.in/resource/zari-zardozi-embroidery-bhopal-madhya-pradesh/introduction>

1. Introduction
2. Tools and Raw Materials
3. Making Process
4. Products
5. Video
6. Contact Details

Introduction

The richest embroidery in India is the Zari and the zardozi, which is known since the late 16th century. This art form was introduced in India by the Mughal invaders. Zari zardozi is a form of embroidery, which came to India from Persia. Its literal translation, Zar means gold and Dozi means embroidery. Zari zardozi embroidery undergoes the process of using metallic-bound threads to sew on the various products. This skill of embroidering practiced by artisans of early days has passed on this trade among their families and local communities. The Muslim communities residing in India initially executed Zardozi's work. These Zardozi designs vary from place to place.

The states of India, which are involved in the making of zardozi works, are Lucknow of Uttar Pradesh, Gujarat, Ujjain of Madhya Pradesh etc. To date, there are numerous micro-enterprises that specialize in Zardozi. It is particularly popular in countries like Iran, Pakistan and India. The Bhopal city of Madhya Pradesh is also one of the places where the traditional way of zardozi is still practiced. This place has great historical experiences, which have their impression on the art and culture of the place. Bhopal has its own unique art and culture with a rich heritage.

Zardozi is a style of embroidery, which has been in India since the time of Ramayana, Mahabharata. The Actual original process of Zardozi is known as 'Kalabatun'. Real gold and silver wires were used enclosed along with the silk threads to decorate satin and velvet fabrics. Along with the threads, other rich add-ons such as sequins, beads, precious and semi-precious stones and pearls were also sewn on. These kinds of embroidered works were used in the Mughal Era by the royalty to adorn tent walls in the form of tapestries and wall hangings, as well as on accessories for elephants and horses.

Artisan Mr Javedh Ali is from Bhopal, who got this unique skill from a Person from Rehti village who had come to Bhopal to teach zari zardozi work. He is practicing this work for the past 25 - 30 years. They get orders from local showrooms in Bhopal, based on the client's requirement they design the fabric and send it to the shop for the final finishing work.

Design Resource

Zari Zardozi Embroidery - Bhopal, Madhya Pradesh

Zardozi - A Style of Embroidery

by

Prof. Bibhudutta Baral and Manasa K. H.

NID, Bengaluru

Source:

<https://dsource.in/resource/zari-zardozi-embroidery-bhopal-madhya-pradesh/introduction>

1. Introduction
2. Tools and Raw Materials
3. Making Process
4. Products
5. Video
6. Contact Details



Intricately weaved handbag made of various sized beads.

Design Resource

Zari Zardozi Embroidery - Bhopal, Madhya Pradesh

Zardozi - A Style of Embroidery

by

Prof. Bibhudutta Baral and Manasa K. H.

NID, Bengaluru

Source:

<https://dsource.in/resource/zari-zardozi-embroidery-bhopal-madhya-pradesh/introduction>

1. Introduction
2. Tools and Raw Materials
3. Making Process
4. Products
5. Video
6. Contact Details



Close-up of a zari zardozi work.

Design Resource

Zari Zardozi Embroidery - Bhopal, Madhya Pradesh

Zardozi - A Style of Embroidery

by

Prof. Bibhudutta Baral and Manasa K. H.
NID, Bengaluru

Source:

<https://dsource.in/resource/zari-zardozi-embroidery-bhopal-madhya-pradesh/introduction>

1. Introduction
2. Tools and Raw Materials
3. Making Process
4. Products
5. Video
6. Contact Details



Senior artisan working on zardosi work.



Prettily ornated zardosi work.

Design Resource

Zari Zardozi Embroidery - Bhopal, Madhya Pradesh

Zardozi - A Style of Embroidery

by

Prof. Bibhudutta Baral and Manasa K. H.
NID, Bengaluru

Source:

<https://dsource.in/resource/zari-zardozi-embroidery-bhopal-madhya-pradesh/introduction>

1. Introduction
2. Tools and Raw Materials
3. Making Process
4. Products
5. Video
6. Contact Details



A beautifully made side bag for women.

Design Resource

Zari Zardozi Embroidery - Bhopal, Madhya Pradesh

Zardozi - A Style of Embroidery

by

Prof. Bibhudutta Baral and Manasa K. H.
NID, Bengaluru

Source:

<https://dsource.in/resource/zari-zardozi-embroidery-bhopal-madhya-pradesh/introduction>

1. Introduction
2. Tools and Raw Materials
3. Making Process
4. Products
5. Video
6. Contact Details



Drawstring bag decorated with zardozi work.



A beautiful design of zari zardozi work being carried out by an artisan.



Artisans engrossed in fashioning zari zardozi work.

Design Resource

Zari Zardozi Embroidery - Bhopal, Madhya Pradesh

Zardozi - A Style of Embroidery

by

Prof. Bibhudutta Baral and Manasa K. H.
NID, Bengaluru

Source:

<https://dsource.in/resource/zari-zardozi-embroidery-bhopal-madhya-pradesh/introduction>

1. Introduction
2. Tools and Raw Materials
3. Making Process
4. Products
5. Video
6. Contact Details



An entire shop that is filled with the zari zardosi products.

Design Resource

Zari Zardozi Embroidery - Bhopal, Madhya Pradesh

Zardozi - A Style of Embroidery

by

Prof. Bibhudutta Baral and Manasa K. H.
NID, Bengaluru

Source:

<https://dsource.in/resource/zari-zardozi-embroidery-bhopal-madhya-pradesh/tools-and-raw-materials>

1. Introduction

2. Tools and Raw Materials

3. Making Process

4. Products

5. Video

6. Contact Details

Tools and Raw Materials

The tools that are required for the embroidery:

- **Wooden Frame:** It is used to fix the plain cloth for stiffness.
- **Scissors:** It is used to cut the excess thread in embroidery.
- **Tracing Sheet:** It is used to draw the reference design.
- **Kerosene:** It is used to mix with the color solution to mix and trace the design on fabric.
- **Color Solution:** It is used for tracing purposes.
- **Needle:** It is used to embroider on the fabric.
- **Silk Thread:** A basic material for hand embroidery.
- **Fabric:** Cotton, velvet, satin, and silk cloth are used to embroider the required design.
- **Sequin Beads:** It is used to enhance the design.
- **Tailor's Chalk:** It is used to draw designs on framed fabric.



Glass beads are the basic material used in zari zardozi work.



Needle is used for embroidery.

Design Resource

Zari Zardozi Embroidery - Bhopal, Madhya Pradesh

Zardozi - A Style of Embroidery

by

Prof. Bibhudutta Baral and Manasa K. H.

NID, Bengaluru

Source:

<https://dsource.in/resource/zari-zardozi-embroidery-bhopal-madhya-pradesh/tools-and-raw-materials>

1. Introduction
2. Tools and Raw Materials
3. Making Process
4. Products
5. Video
6. Contact Details



Scissor is used for cutting out the excess of thread.



Tracing sheet is used for tracing the design on the cloth.



Reel of thread is used for embroidery and sewing the glass beads.

Design Resource

Zari Zardozi Embroidery - Bhopal, Madhya Pradesh

Zardozi - A Style of Embroidery

by

Prof. Bibhudutta Baral and Manasa K. H.
NID, Bengaluru

Source:

<https://dsource.in/resource/zari-zardozi-embroidery-bhopal-madhya-pradesh/tools-and-raw-materials>

1. Introduction
2. Tools and Raw Materials
3. Making Process
4. Products
5. Video
6. Contact Details



Kerosene mixed with color solution is used for tracing the design from tracing sheet on the cloth.

Design Resource

Zari Zardozi Embroidery - Bhopal, Madhya Pradesh

Zardozi - A Style of Embroidery

by

Prof. Bibhudutta Baral and Manasa K. H.
NID, Bengaluru

Source:

<https://dsource.in/resource/zari-zardozi-embroidery-bhopal-madhya-pradesh/making-process>

Making Process

The techniques used to create Zardozi are the same across India as the original and ancient techniques. There are main 4 basic techniques:

1. Designing is the initial stage of the process of zardozi embroidery on a butter sheet whole design is drawn with a pencil and over the design, holes are made using a needle. In the Mughal period, designs were comprised of complex nature, floral and leaf motifs but in the modern days' contemporary methods with influence, the traditional style patterns are more preferred such as geometric stylizations of similar motifs.
2. Tracing the design onto a piece of fabric is done by placing the patterned butter paper on a flat table with the fabric underneath. Kerosene and color solution is mixed together and this solution is then dipped with a wadded cloth, which is then rubbed over the tracing sheet. This allows the ink from the sheet and the design to get discovered over the fabric.
3. Wooden frames are then made using bamboo or wooden spars to stretch the design-imprinted fabric. The size of the frame is usually depended on the size of the fabric. It is then stretched out and tightly held to give the cloth a uniform tightness. The artisans then sit around this frame to start the embroidery work.
4. Embroidery is then done over the traced design on the fabric using a needle and thread. Over that, it is then embroidered with stone beads using needle and thread. These beads are embroidered by passing the thread both above and below the fabric. It may take a minimum of 3 days to 10 days to complete a design depending on the intricacy of the design and the number of artisans working on a piece.

These embroidery works are then used to make the different products such as sling bags, handbags, men's kurtas and many other different varieties of articles.

Design Resource

Zari Zardozi Embroidery - Bhopal, Madhya Pradesh

Zardozi - A Style of Embroidery

by

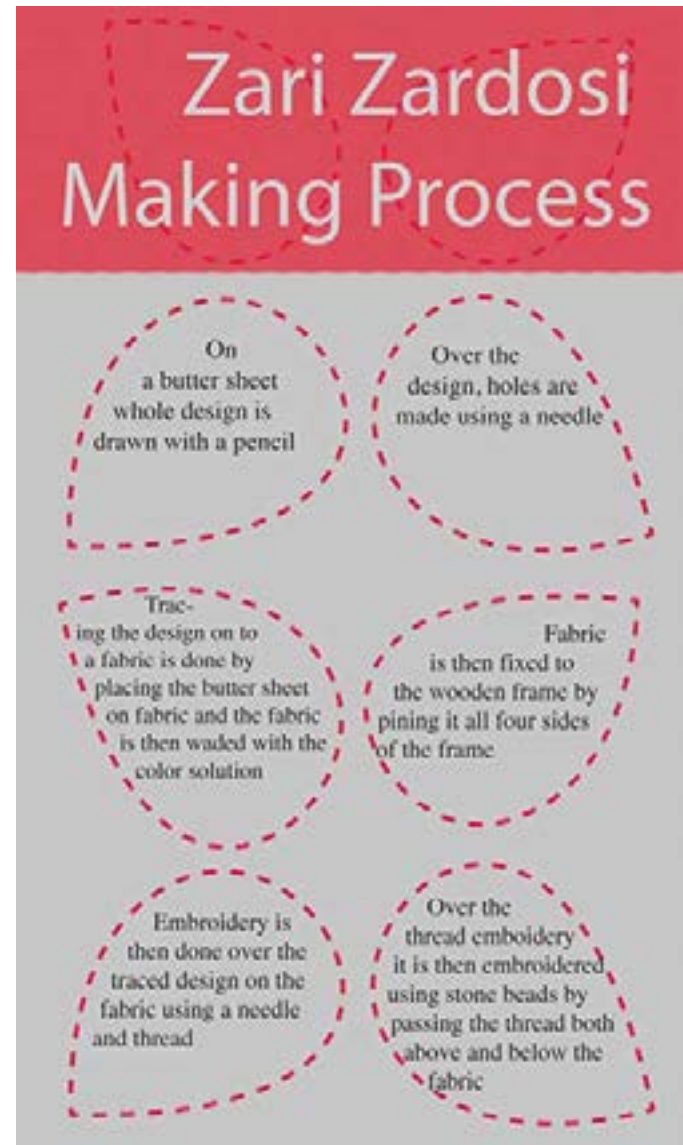
Prof. Bibhudutta Baral and Manasa K. H.

NID, Bengaluru

Source:

<https://dsource.in/resource/zari-zardozi-embroidery-bhopal-madhya-pradesh/making-process>

Flow Chart:



1. Introduction
2. Tools and Raw Materials
3. Making Process
4. Products
5. Video
6. Contact Details

Design Resource

Zari Zardozi Embroidery - Bhopal, Madhya Pradesh

Zardozi - A Style of Embroidery

by

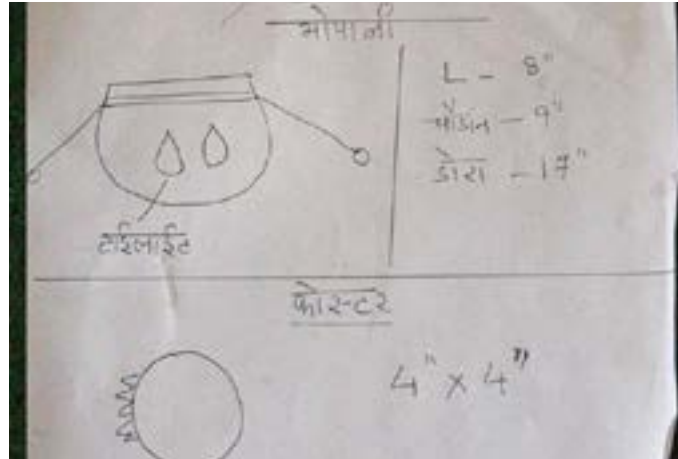
Prof. Bibhudutta Baral and Manasa K. H.

NID, Bengaluru

Source:

<https://dsource.in/resource/zari-zardozi-embroidery-bhopal-madhya-pradesh/making-process>

1. Introduction
2. Tools and Raw Materials
3. Making Process
4. Products
5. Video
6. Contact Details



Initially the outlook and measurements of the final products that is going to be made are sketched on a sheet of paper.



According to the measurement, wooden frame is set and the cloth is fixed to the frame.



Cloth is measured and the markings are made to execute the zardozi work on it.



The detailed design pattern is sketched on the tracing sheet.

Design Resource

Zari Zardozi Embroidery - Bhopal, Madhya Pradesh

Zardozi - A Style of Embroidery

by

Prof. Bibhudutta Baral and Manasa K. H.

NID, Bengaluru

Source:

<https://dsource.in/resource/zari-zardozi-embroidery-bhopal-madhya-pradesh/making-process>

1. Introduction
2. Tools and Raw Materials
3. Making Process
4. Products
5. Video
6. Contact Details



The sheet that has a design is placed in appropriate place on the cloth that is fixed to wooden frame.



Later with the help of cotton the kerosene with color solution is wiped on the tracing sheet thoroughly to create the design's impression on the cloth.



A view of the cloth on which the impression is made.



A clear outlook of the design once it is dried.

Design Resource

Zari Zardozi Embroidery - Bhopal, Madhya Pradesh

Zardozi - A Style of Embroidery

by

Prof. Bibhudutta Baral and Manasa K. H.

NID, Bengaluru

Source:

<https://dsource.in/resource/zari-zardozi-embroidery-bhopal-madhya-pradesh/making-process>

1. Introduction
2. Tools and Raw Materials
3. Making Process
4. Products
5. Video
6. Contact Details



The threads are stitched upon the design.



Using a big needle the design is being made with the help of threads.



A glimpse of the artisan working on zari zardozi work.



The glass beads are stitched in a designery pattern upon the stitched threads.

Design Resource

Zari Zardozi Embroidery - Bhopal, Madhya Pradesh

Zardozi - A Style of Embroidery

by

Prof. Bibhudutta Baral and Manasa K. H.

NID, Bengaluru

Source:

<https://dsource.in/resource/zari-zardozi-embroidery-bhopal-madhya-pradesh/making-process>

1. Introduction
2. Tools and Raw Materials
3. Making Process
4. Products
5. Video
6. Contact Details



A view of glass beads being stitched by the artisan.



Once the border and the bold designs are stitched, the secondary design patterns are stitched with glass beads.



View of design being stitched using glass beads with needle.



An outlook of the completed zari zardozi work.

Design Resource

Zari Zardozi Embroidery - Bhopal, Madhya Pradesh

Zardozi - A Style of Embroidery

by

Prof. Bibhudutta Baral and Manasa K. H.

NID, Bengaluru

Source:

<https://dsource.in/resource/zari-zardozi-embroidery-bhopal-madhya-pradesh/making-process>

1. Introduction
2. Tools and Raw Materials
3. Making Process
4. Products
5. Video
6. Contact Details



The final product.

Design Resource

Zari Zardozi Embroidery - Bhopal, Madhya Pradesh

Zardozi - A Style of Embroidery

by

Prof. Bibhudutta Baral and Manasa K. H.
NID, Bengaluru

Source:

<https://dsource.in/resource/zari-zardozi-embroidery-bhopal-madhya-pradesh/products>

Products

Zari Zardozi's works are very expensive embroidery types because of their intricate work on the fabric. Mr. Javedh Ali from Bhopal, an artisan who has experience of 25-30 years is known for his work on Zardozi says that making zardozi embroidery includes lots of time and experience as it takes a minimum of 3 days to complete an embroidery work of a men's kurta. The price of the zardozi work depends on the size, work and product.



Tablemats made out of zari zardozi work.

1. Introduction
2. Tools and Raw Materials
3. Making Process
4. Products
5. Video
6. Contact Details

Design Resource

Zari Zardozi Embroidery - Bhopal, Madhya Pradesh

Zardozi - A Style of Embroidery

by

Prof. Bibhudutta Baral and Manasa K. H.
NID, Bengaluru

Source:

<https://dsource.in/resource/zari-zardozi-embroidery-bhopal-madhya-pradesh/products>

1. Introduction
2. Tools and Raw Materials
3. Making Process
4. Products
5. Video
6. Contact Details



Drawstring bags.



Ladies purse.



Clutch designed with zari zardozi work for ladies.

Design Resource

Zari Zardozi Embroidery - Bhopal, Madhya Pradesh

Zardozi - A Style of Embroidery

by

Prof. Bibhudutta Baral and Manasa K. H.
NID, Bengaluru

Source:

<https://dsource.in/resource/zari-zardozi-embroidery-bhopal-madhya-pradesh/products>



Clutch designed with zari zardozi work for ladies.



Drawstring bags of unique zardozi designs made on velvet cloth.



Varieties of bags made out of zari zardozi work.



Mobile pouch.

1. Introduction
2. Tools and Raw Materials
3. Making Process
4. Products
5. Video
6. Contact Details

Design Resource

Zari Zardozi Embroidery - Bhopal, Madhya Pradesh

Zardozi - A Style of Embroidery

by

Prof. Bibhudutta Baral and Manasa K. H.
NID, Bengaluru

Source:

<https://dsource.in/resource/zari-zardozi-embroidery-bhopal-madhya-pradesh/products>



Several patterns of bags decorated with zari zardozi work.



Beautifully decorated drawstring bags with zardozi work.



Close up of a drawstring bag.

1. Introduction
2. Tools and Raw Materials
3. Making Process
4. Products
5. Video
6. Contact Details

Design Resource

Zari Zardozi Embroidery - Bhopal, Madhya Pradesh

Zardozi - A Style of Embroidery


by

Prof. Bibhudutta Baral and Manasa K. H.
NID, Bengaluru

Source:

<https://dsource.in/resource/zari-zardozi-embroidery-bhopal-madhya-pradesh/video>

Video



Zari Zardosi - Bhopal

1. Introduction
2. Tools and Raw Materials
3. Making Process
4. Products
5. Video
6. Contact Details

Design Resource

Zari Zardozi Embroidery - Bhopal, Madhya Pradesh

Zardozi - A Style of Embroidery

by

Prof. Bibhudutta Baral and Manasa K. H.

NID, Bengaluru

Source:

<https://dsource.in/resource/zari-zardozi-embroidery-bhopal-madhya-pradesh/contact-details>

Contact Details

This documentation was done by Prof. Bibhudutta Baral and Manasa K. H. at [NID, Bengaluru](#)

You can get in touch with him at [bibhudutta\[at\]nid.edu](mailto:bibhudutta[at]nid.edu)

You can write to the following address regarding suggestions and clarifications:

Key Contact:

Shri Amjad

Proprietor and Senior Artist

National Zari House

Bhopal, Madhya Pradesh

India

Mobile: 09826735229

Helpdesk Details:

Co-ordinator

Project e-kalpa

R & D Campus

National Institute of Design

#12 HMT Link Road, Off Tumkur Road

Bengaluru 560 022

India

Phone: +91 80 2357 9054

Fax: +91 80 23373086

Email: [dsource.in\[at\]gmail.com](mailto:dsource.in[at]gmail.com)

1. Introduction
2. Tools and Raw Materials
3. Making Process
4. Products
5. Video
6. Contact Details